



US00D371231S

# United States Patent [19]

Traber et al.

[11] **Patent Number:** **Des. 371,231**

[45] **Date of Patent:** **\*\*Jul. 2, 1996**

[54] **COMBINATION DRESSING HOOK AND SHOE HORN**

[75] Inventors: **Arthur Traber**, San Diego; **Robert S. Traber**, Escondido, both of Calif.

[73] Assignee: **Caliputer, Inc.**, Escondido, Calif.

[\*\*] Term: **14 Years**

[21] Appl. No.: **38,905**

[22] Filed: **May 15, 1995**

[52] **U.S. Cl.** ..... **D2/642**

[58] **Field of Search** ..... D2/641, 642; 223/111, 223/112, 113, 114

[56] **References Cited**

**U.S. PATENT DOCUMENTS**

- D. 49,731 10/1916 Harding ..... D2/642
- D. 84,620 7/1931 Bradley ..... D2/642
- D. 259,299 5/1981 Vreeken ..... D2/641

- D. 310,908 10/1990 Santore ..... D2/642
- 2,939,618 6/1960 Mangels ..... 223/113
- 3,860,156 1/1975 Lawrence ..... 223/111
- 4,290,539 9/1981 Lowery ..... D2/642 X

*Primary Examiner*—Ted Shooman  
*Assistant Examiner*—Paula Mortimer

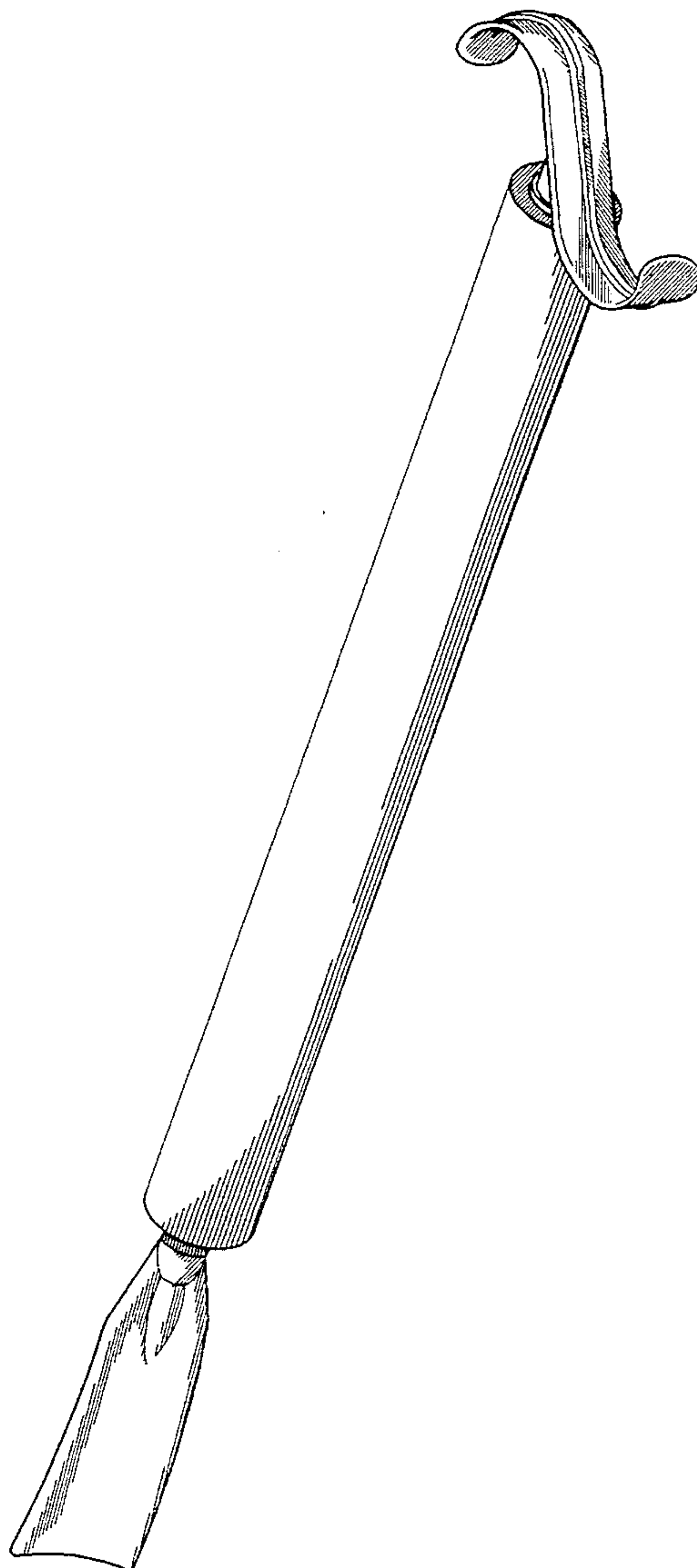
[57] **CLAIM**

The ornamental design of a combination dressing hook and shoe horn, as shown and described.

**DESCRIPTION**

FIG. 1 is a front elevational view of a combination dressing hook and shoe horn showing our new design; FIG. 2 is a left side elevational view thereof, the right side is a mirror image; FIG. 3 is a top plan view thereof; FIG. 4 is a bottom plan view thereof; and, FIG. 5 is a trimetric view thereof.

**1 Claim, 2 Drawing Sheets**



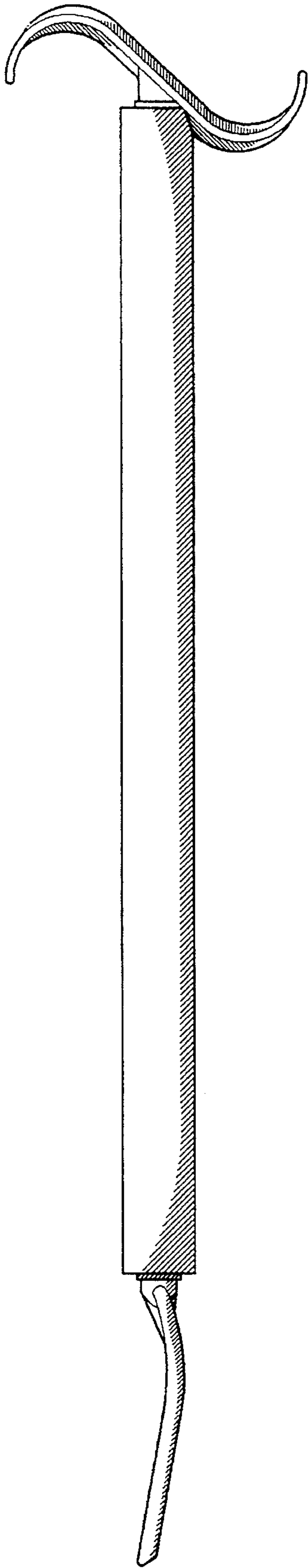


FIG 2

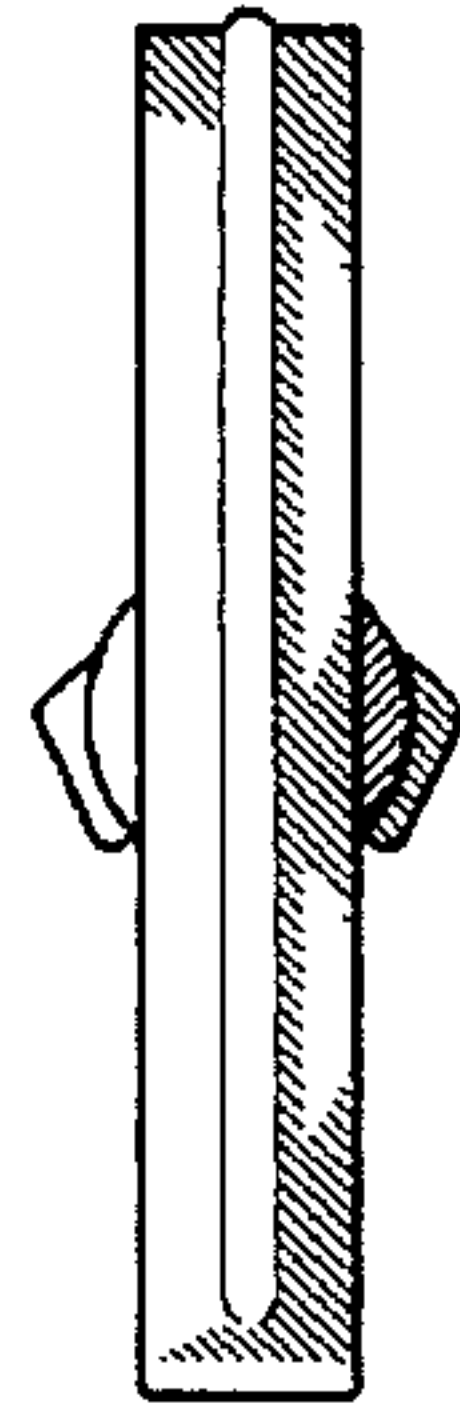


FIG 3

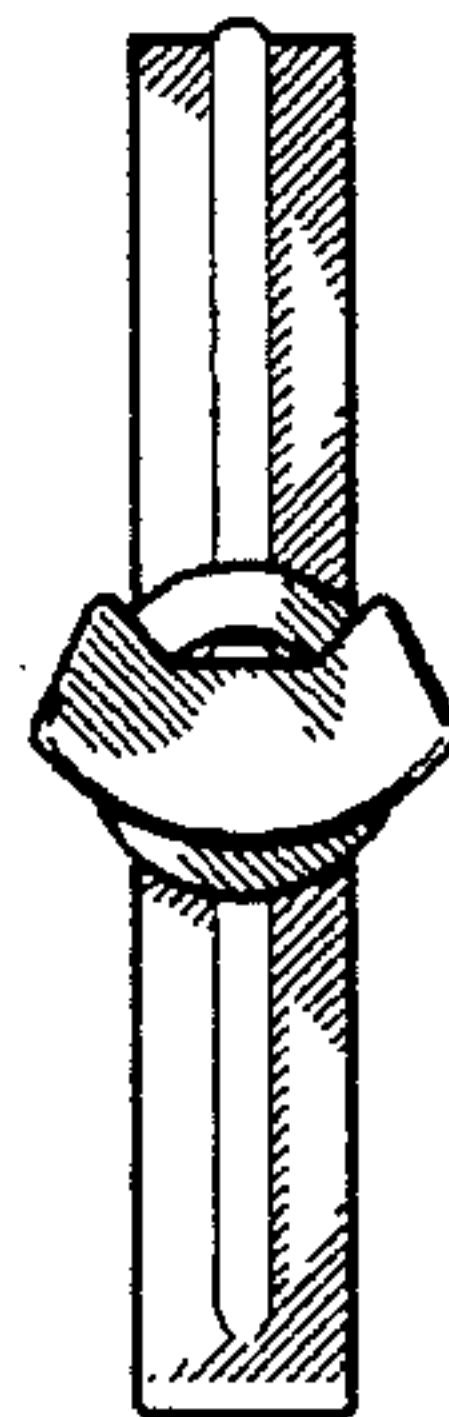


FIG 4

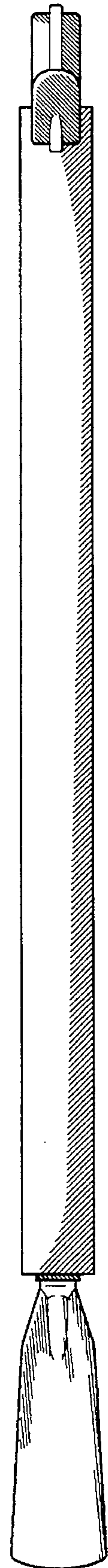
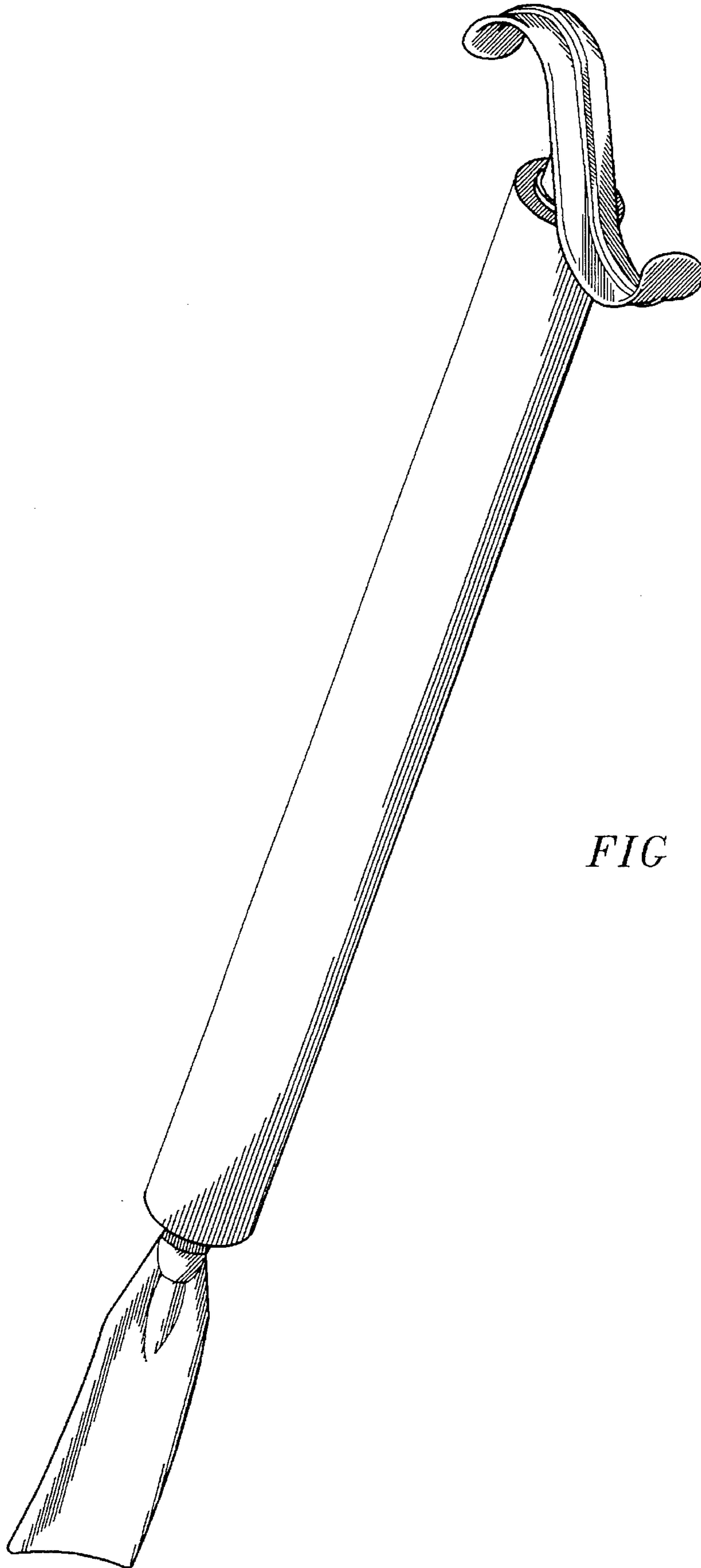


FIG 1



*FIG 5*