



US00D371209S

**United States Patent** [19]

[11] **Patent Number: Des. 371,209**

**De Zen**

[45] **Date of Patent: \*\*Jun. 25, 1996**

[54] **RIDGE BEAM EXTRUSION FOR A BUILDING STRUCTURE**

FOREIGN PATENT DOCUMENTS

583742 12/1946 United Kingdom ..... 52/731.2

[75] Inventor: **Vittorio De Zen**, Woodbridge, Canada

*Primary Examiner*—Louis S. Zarfaz

[73] Assignee: **Royal Building Systems (CDN) Limited**, Weston, Canada

*Assistant Examiner*—Gregory Andoll

[\*\*] Term: **14 Years**

[57] **CLAIM**

The ornamental design for a ridge beam extrusion for a building structure, as shown and described.

[21] Appl. No.: **37,926**

**DESCRIPTION**

[22] Filed: **Apr. 24, 1995**

[52] **U.S. Cl.** ..... **D25/122**

[58] **Field of Search** ..... D25/60, 52, 124, D25/125, 122, 136; 49/DIG. 2; 52/204.5, 204.56, 204.51, 730.3, 205, 730.1, 730.4, 730.6, 731.2, 92.2, 716.8

FIG. 1 is a perspective view of the ridge beam to which the design is applied and looking towards the underside thereof;

FIG. 2 is an end view of the ridge beam;

FIG. 3 is a plan view of the underside of the ridge beam;

FIG. 4 is an edge view of the ridge beam as shown in FIG. 3 turned edgewise;

FIG. 5 is a plan view looking down on the top of the ridge beam; and,

FIG. 6 shows the ridge beam turned edgewise.

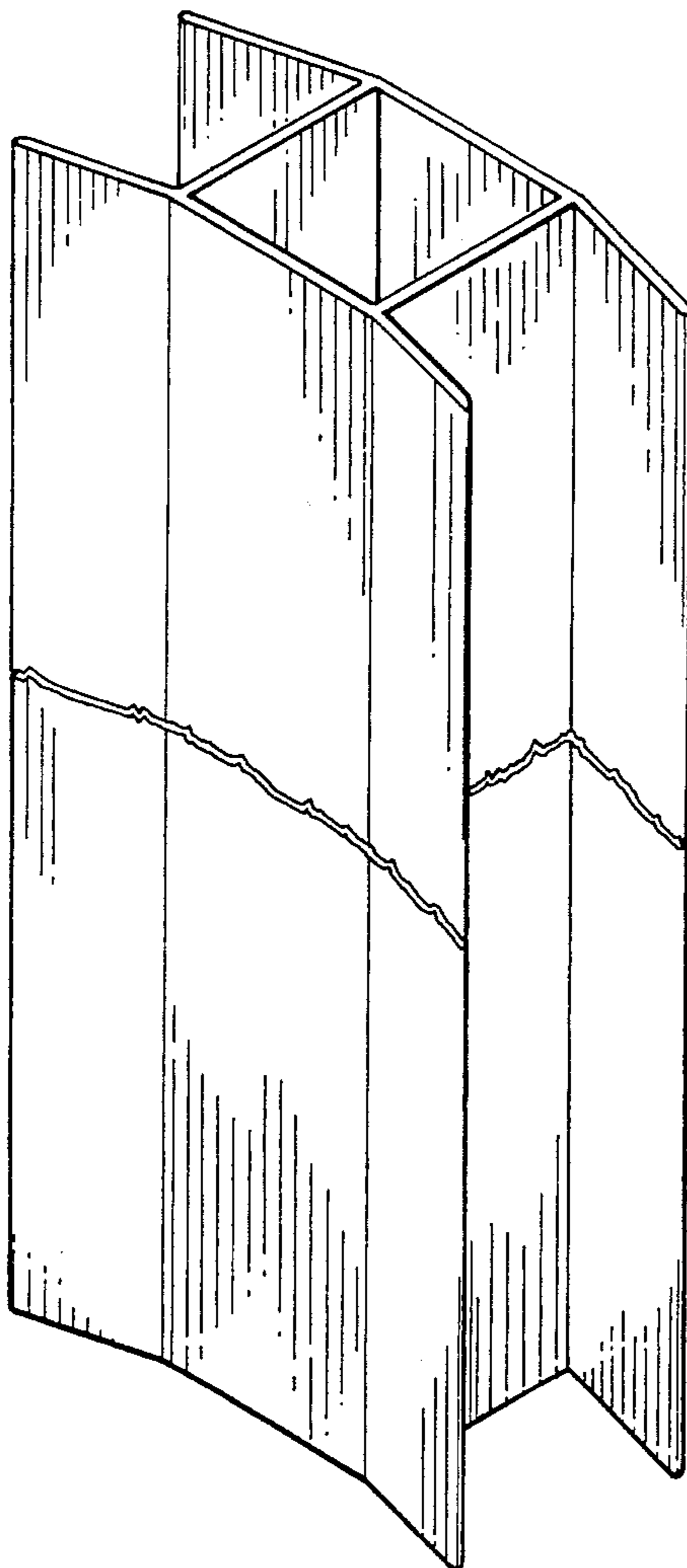
It is understood that the ridge beam extrusion for a building structure shown is of indeterminate length.

[56] **References Cited**

**U.S. PATENT DOCUMENTS**

D. 98,067	1/1936	Hendrickson	.....	D25/60
D. 259,364	5/1981	Poth	.....	D25/124
D. 259,810	7/1981	Dallaire	.....	D25/122
D. 335,713	5/1993	Solcomb	.....	D25/124
5,022,205	6/1991	Ford	.....	52/730.3

**1 Claim, 4 Drawing Sheets**



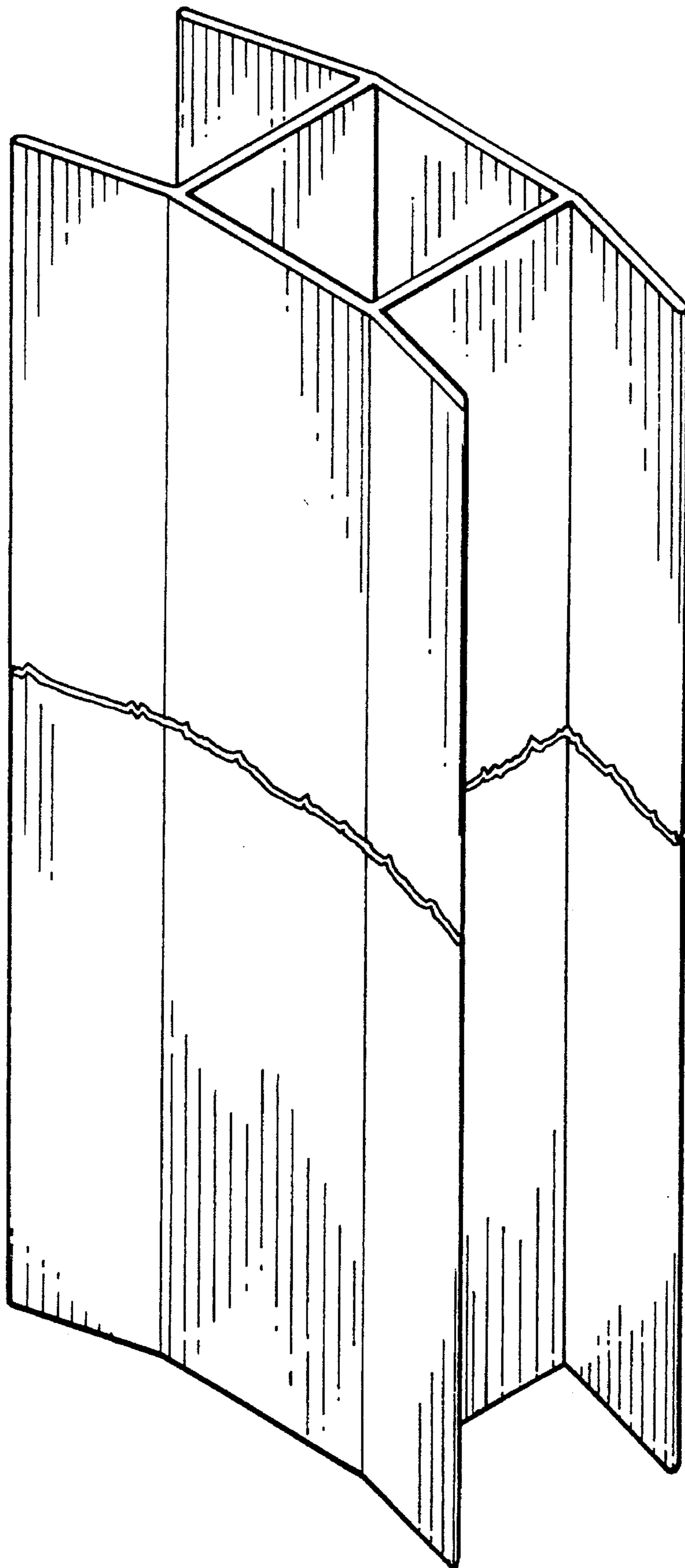


FIG.1.

FIG. 2.




FIG. 3

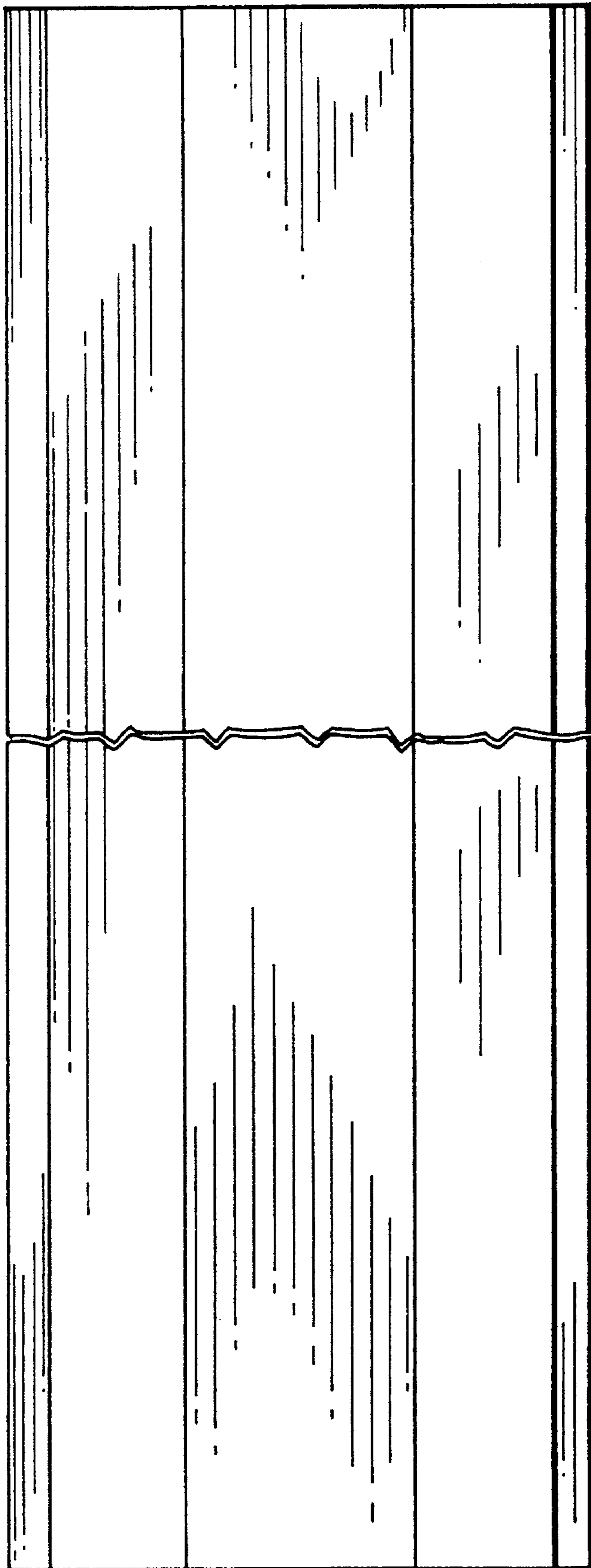
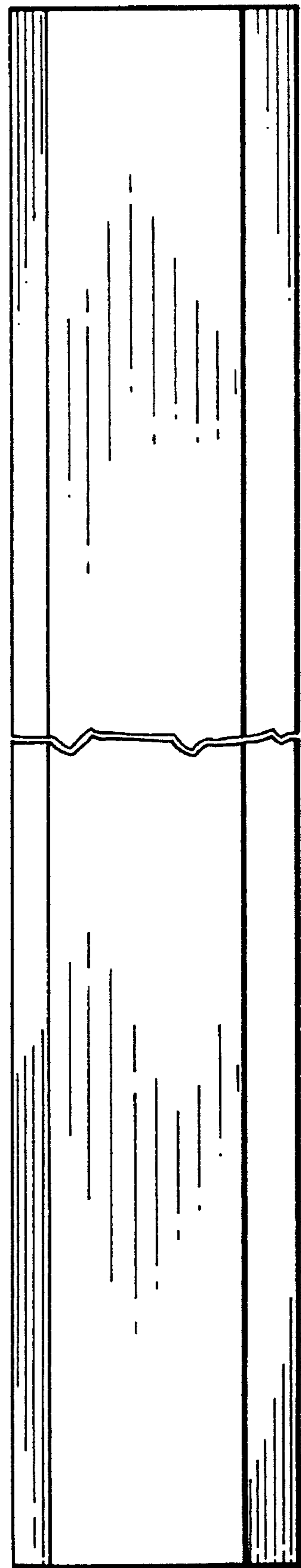


FIG. 4.



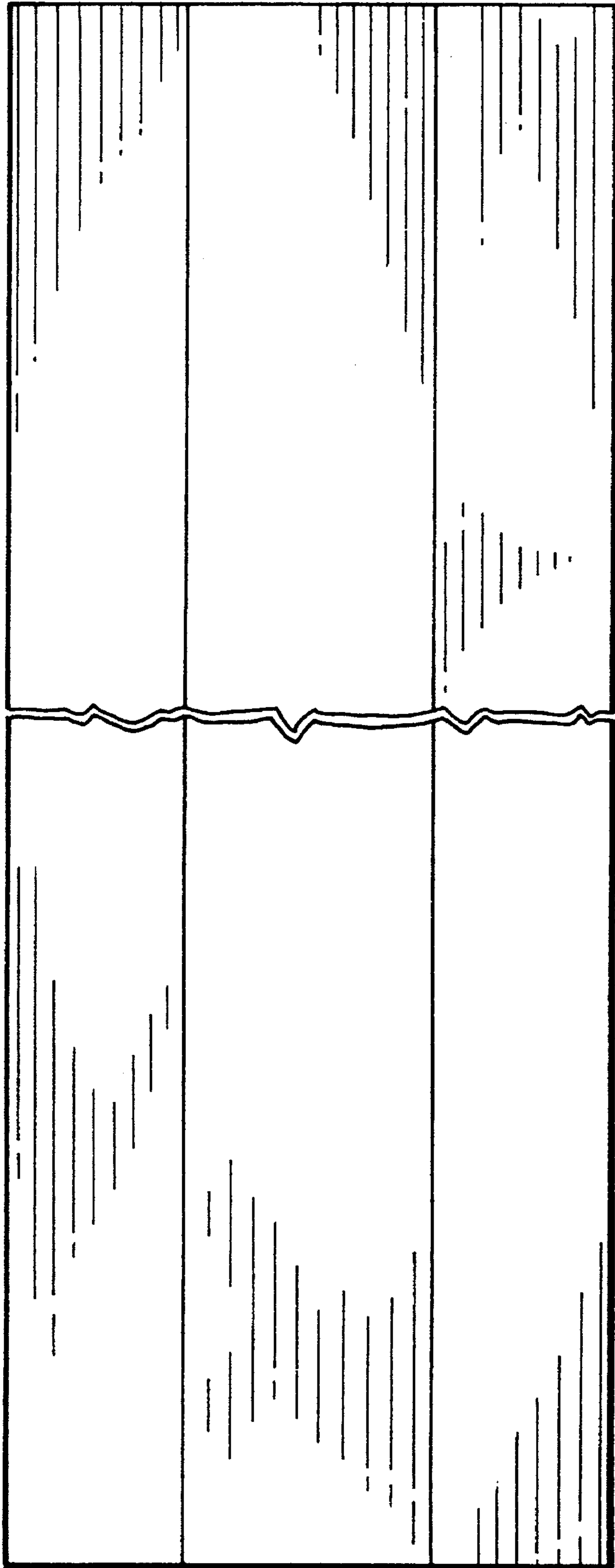


FIG. 5.

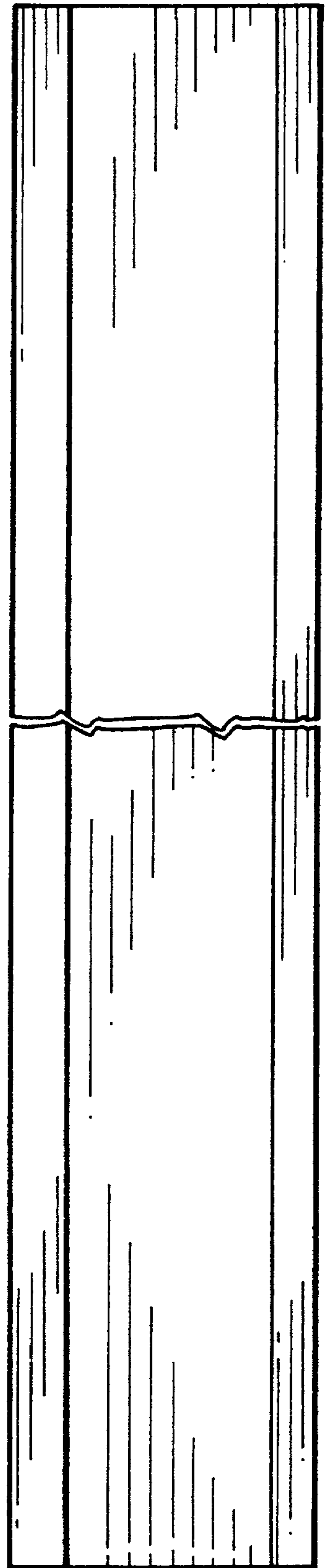


FIG. 6.