



US00D371160S

United States Patent [19]

[11] Patent Number: Des. 371,160

Kotaki et al.

[45] Date of Patent: **Jun. 25, 1996

[54] INK TANK FOR PRINTER

[75] Inventors: Yasuo Kotaki, Machida; Yuji Hamasaki, Sagamihara; Hideo Saikawa, Machida; Hiroyuki Tokuda, Yokohama; Shosaku Kawashima, Kawasaki; Masanori Takenouchi, Yokohama; Osamu Sato, Kawasaki; Hisashi Yamamoto, Machida; Jun Hinami, Kawasaki; Toshiaki Sasaki, Abiko, all of Japan

[73] Assignee: Canon Kabushiki Kaisha, Tokyo, Japan

[**] Term: 14 Years

[21] Appl. No.: 35,405

[22] Filed: Feb. 22, 1995

[30] Foreign Application Priority Data

Aug. 23, 1994 [JP] Japan 6-25182

[52] U.S. Cl. D18/56; 347/87

[58] Field of Search D18/56, 40; 347/86, 347/87

[56] References Cited

U.S. PATENT DOCUMENTS

Table of U.S. Patent Documents with columns for Patent No., Date, Inventor, and Class No.

Table of Foreign Patent Documents with columns for Patent No., Date, Inventor, and Class No.

FOREIGN PATENT DOCUMENTS

Table of Foreign Patent Documents with columns for Patent No., Date, Office, and Class No.

Primary Examiner—Cathy Anne MacCormac
Attorney, Agent, or Firm—Fitzpatrick, Cella Harper & Scinto

[57] CLAIM

The ornamental design for an ink tank for printer, as shown and described.

DESCRIPTION

FIG. 1 is a front elevational view of an ink tank for printer showing our new design;
FIG. 2 is a rear elevational view thereof;
FIG. 3 is a top plan view thereof;
FIG. 4 is a bottom plan view thereof;
FIG. 5 is a left side elevational view thereof;
FIG. 6 is a right side elevational view thereof; and,
FIG. 7 is a perspective view thereof.

1 Claim, 1 Drawing Sheet

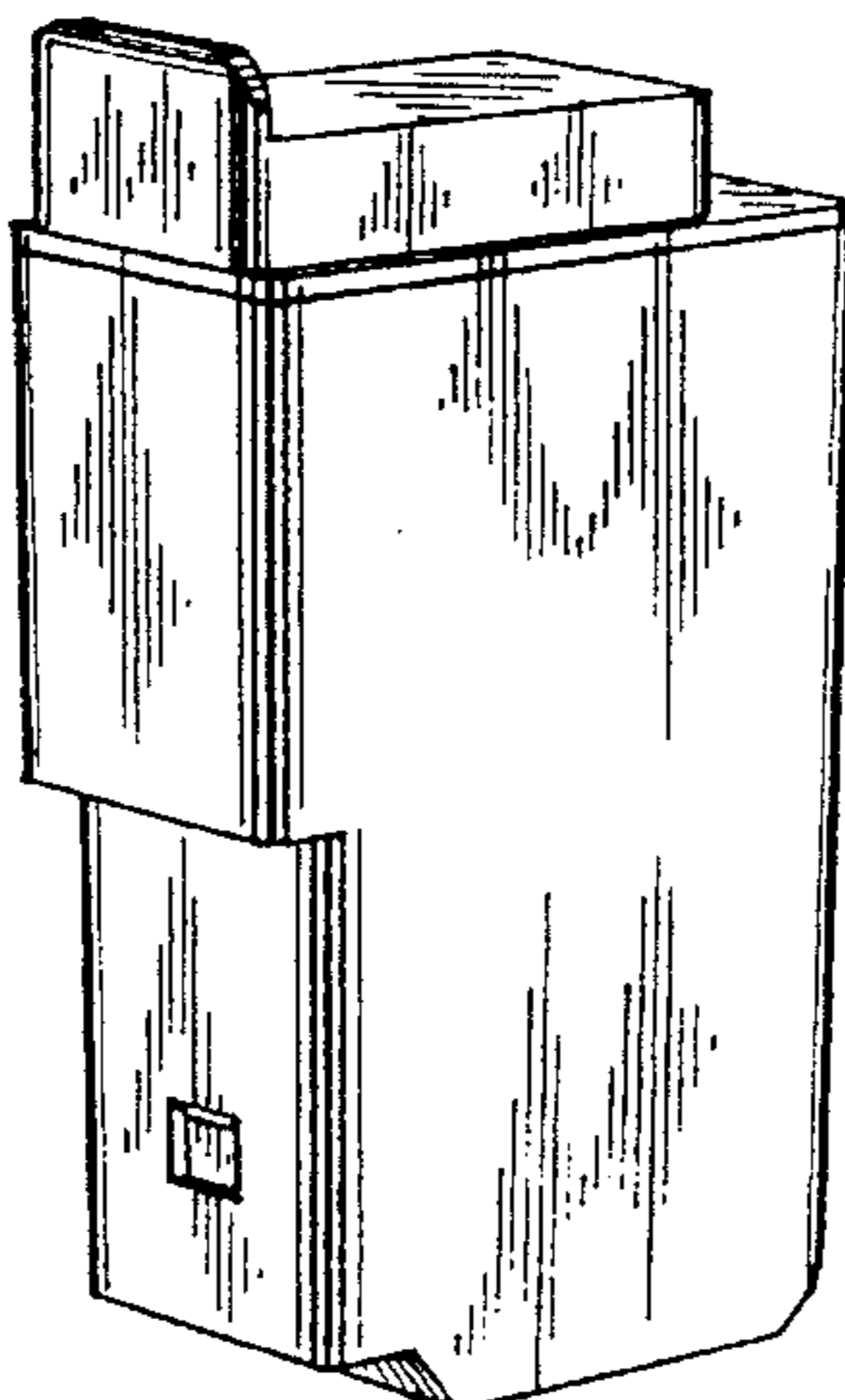


FIG. 1




FIG. 2




FIG. 3

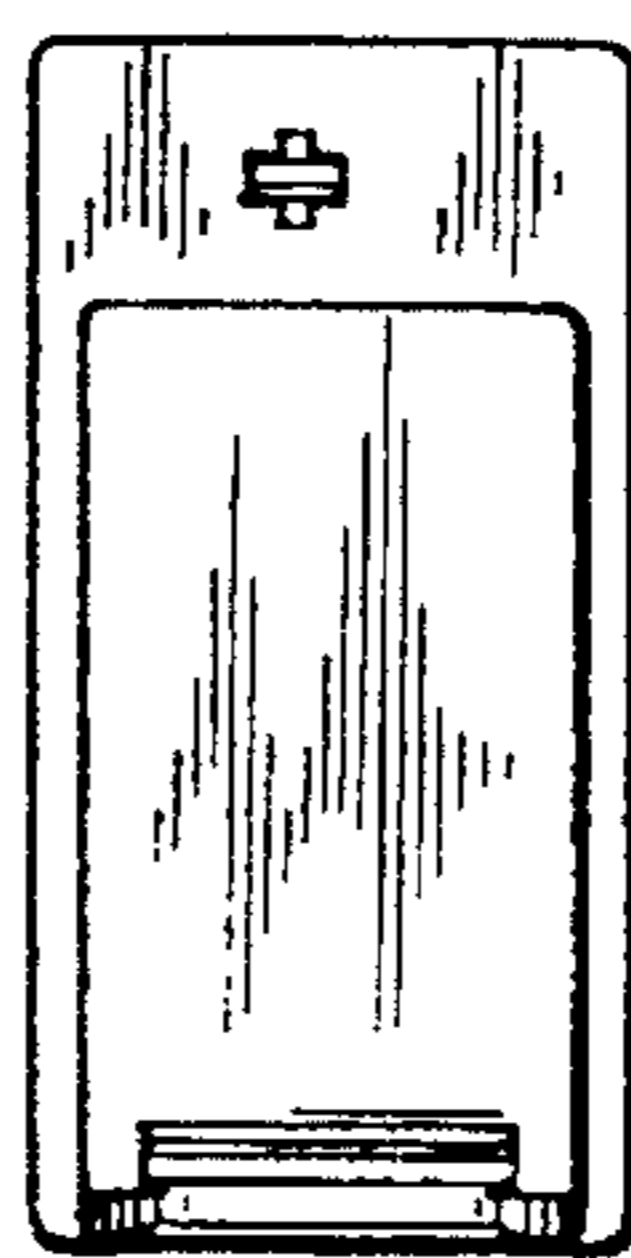


FIG. 4

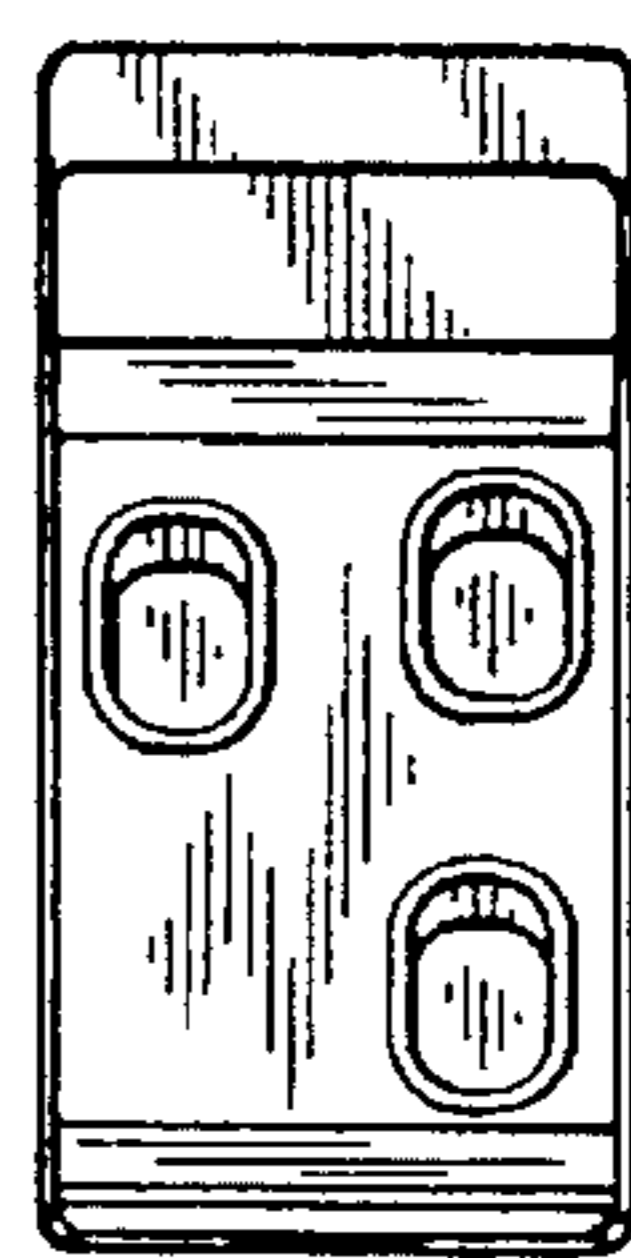


FIG. 5




FIG. 6




FIG. 7

