



US00D371150S

United States Patent [19]

Bolash, IV

[11] Patent Number: **Des. 371,150**

[45] Date of Patent: ****Jun. 25, 1996**

[54] **COMBINED EYEGLASSES STRAP AND EAR PROTECTORS**

[76] Inventor: **John C. Bolash, IV**, 23015 SW. 120 Ave., Miami, Fla. 33170

[**] Term: **14 Years**

[21] Appl. No.: **43,351**

[22] Filed: **Sep. 5, 1995**

[52] U.S. Cl. **D16/339**; D29/112

[58] Field of Search D16/100, 101, D16/300, 309-315, 317, 318, 326-329, 339, 340; D2/865, 891; D29/100, 105, 106, 108, 112; 2/428, 430, 432, 436, 444, 448, 449, 13; 351/44, 47, 48, 51, 52, 57, 58, 61, 66, 111, 123, 157, 158, 171

[56] **References Cited**

U.S. PATENT DOCUMENTS

D. 305,901	2/1990	Witzel	D16/339
D. 315,812	3/1991	Cionni	D29/112
D. 330,717	11/1992	Rupert et al.	D16/339
D. 337,337	7/1993	Dang et al.	D16/339
3,112,493	12/1963	Greenberg .	
3,144,663	8/1964	McKinstry .	
4,670,911	6/1987	Dunford .	
4,751,746	6/1988	Rustin .	
4,791,684	12/1988	Schwartz .	
5,032,018	7/1991	McCulley et al.	351/157
5,092,667	3/1992	Bagley	351/157

5,151,778	9/1992	Conley	351/157
5,201,856	4/1993	Edwards .	
5,339,467	8/1994	Brinkley .	
5,426,790	6/1995	Robertson .	

FOREIGN PATENT DOCUMENTS

409422 5/1929 Germany .

Primary Examiner—Terry A. Wallace
Assistant Examiner—R. Barkai
Attorney, Agent, or Firm—Richard C. Litman

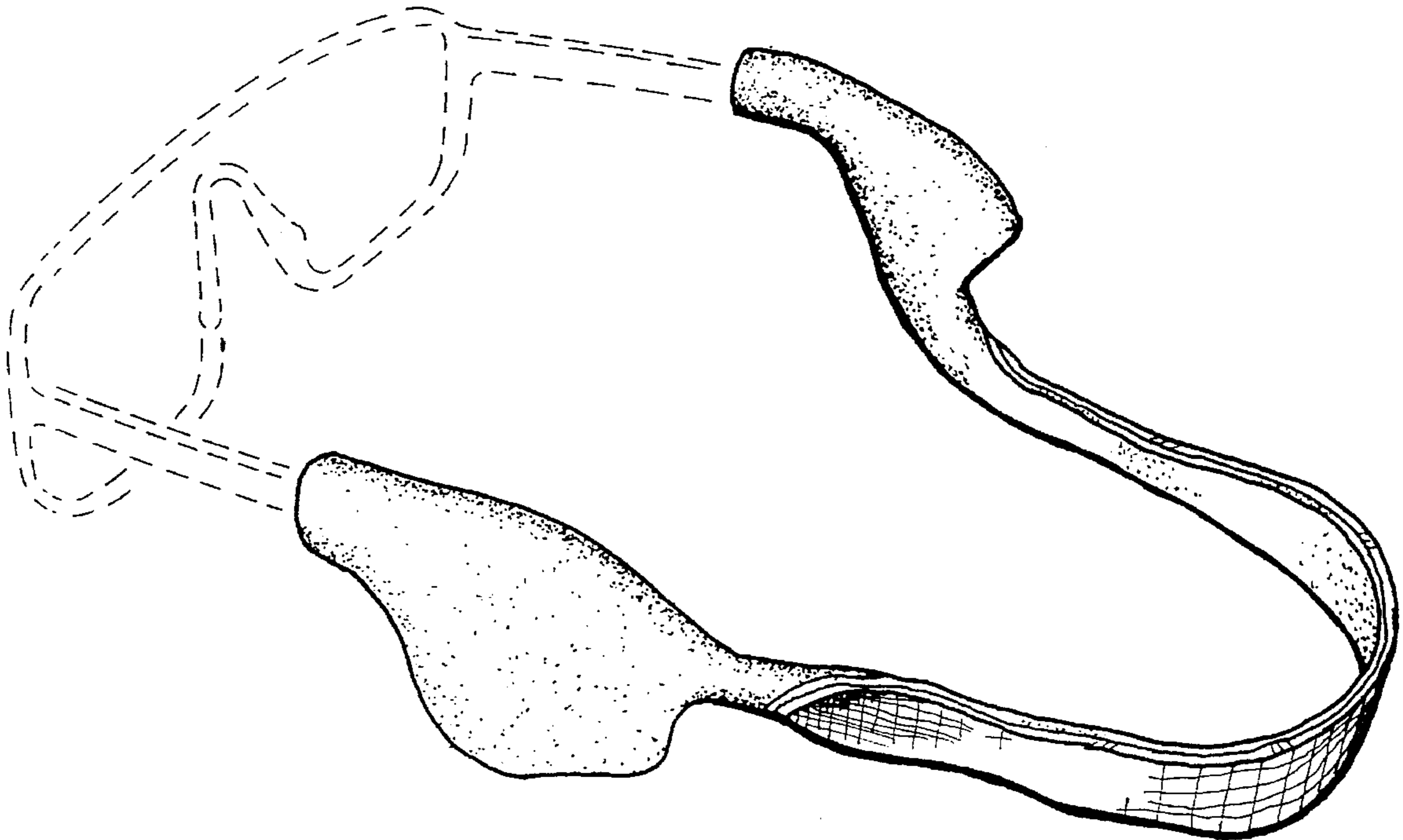
[57] **CLAIM**

The ornamental design for an combined eyeglasses strap and ear protectors, as shown and described.

DESCRIPTION

FIG. 1 is an environmental perspective view of the combined eyeglasses strap and ear protectors showing my new design;
FIG. 2 is a front elevational view thereof;
FIG. 3 is a rear elevational view thereof;
FIG. 4 is a top view thereof;
FIG. 5 is a right side elevational view with the left side being a mirror image thereof; and,
FIG. 6 is a bottom view thereof.
The broken line showing of a pair of eyeglasses or eyeglass temples in FIGS. 1 and 4-6 is for illustrative purposes only and forms no part of the claimed design.

1 Claim, 2 Drawing Sheets



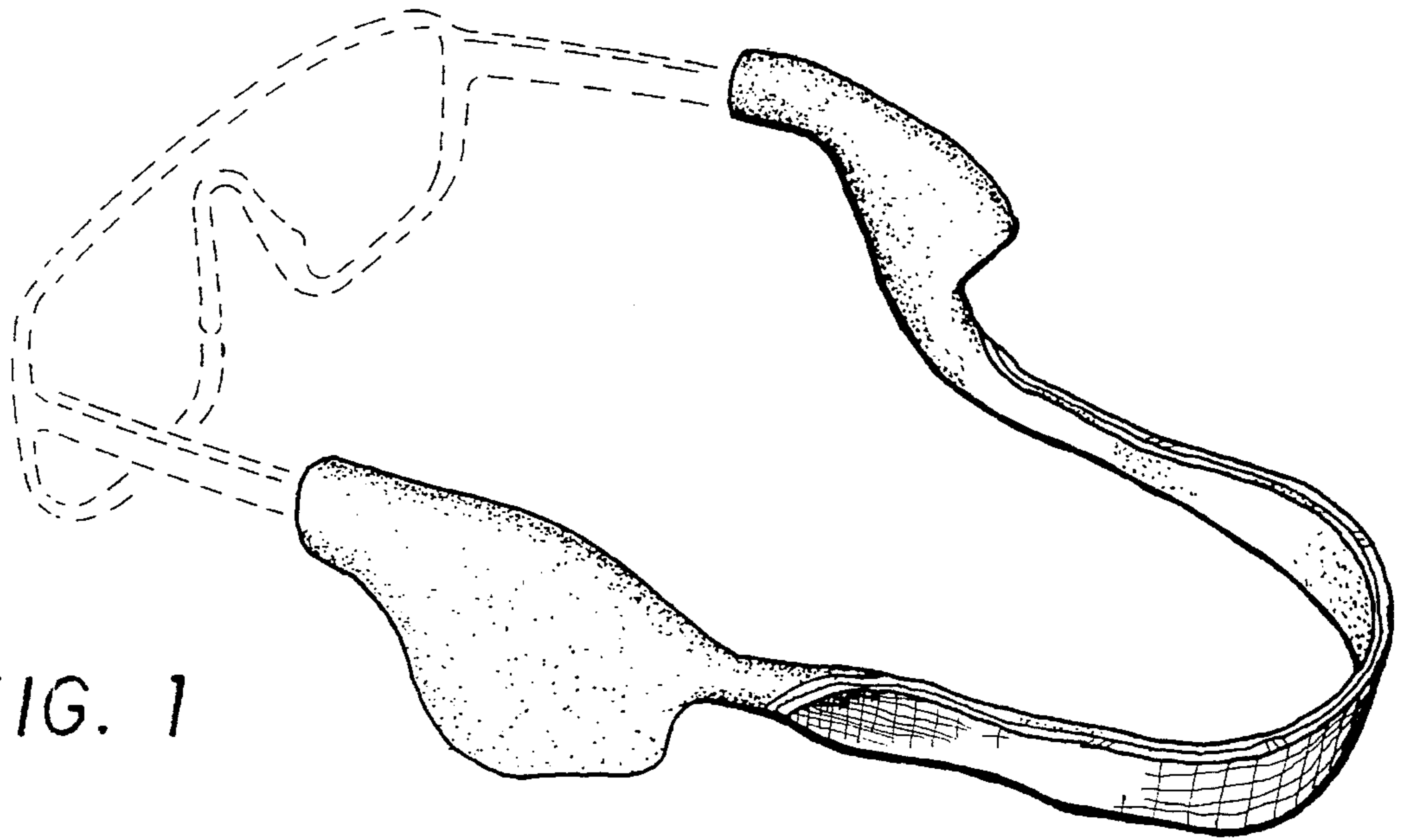


FIG. 1

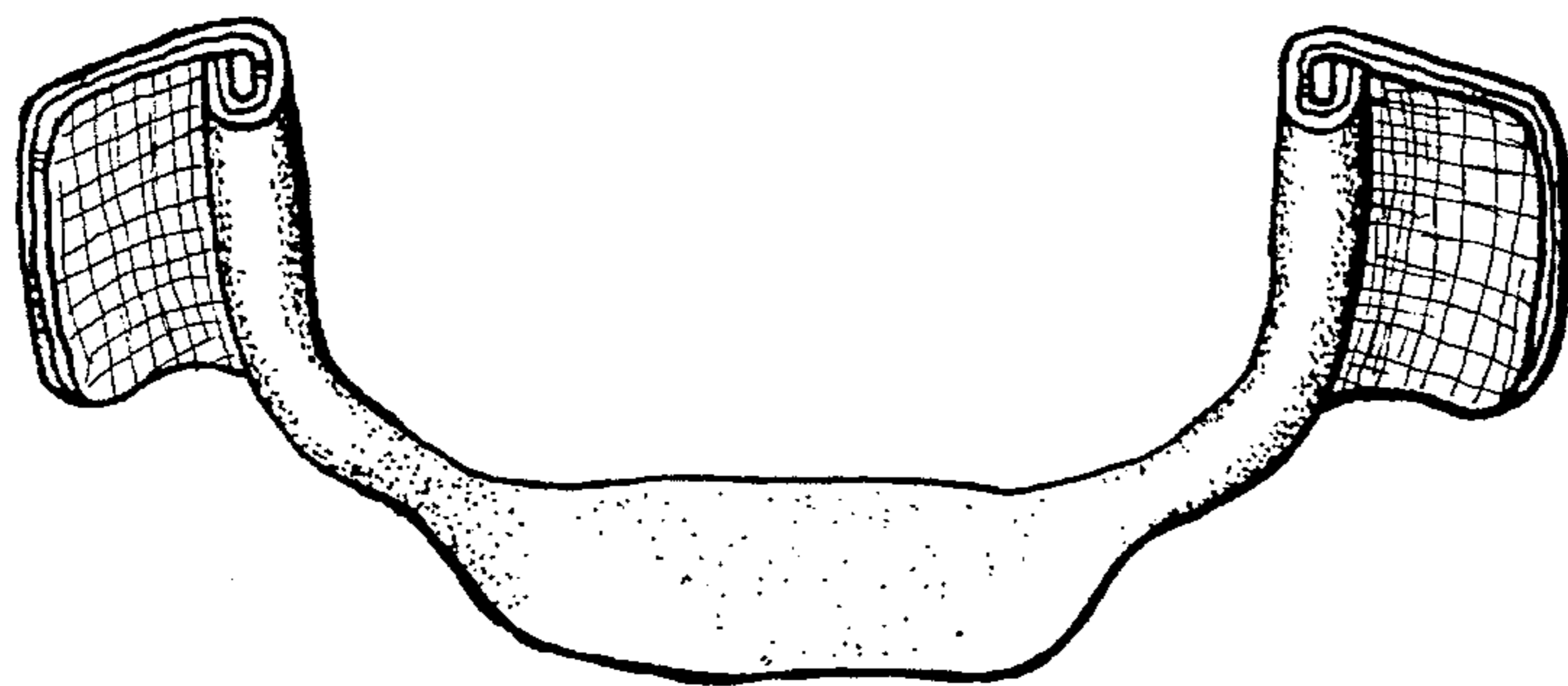


FIG. 2

FIG. 3

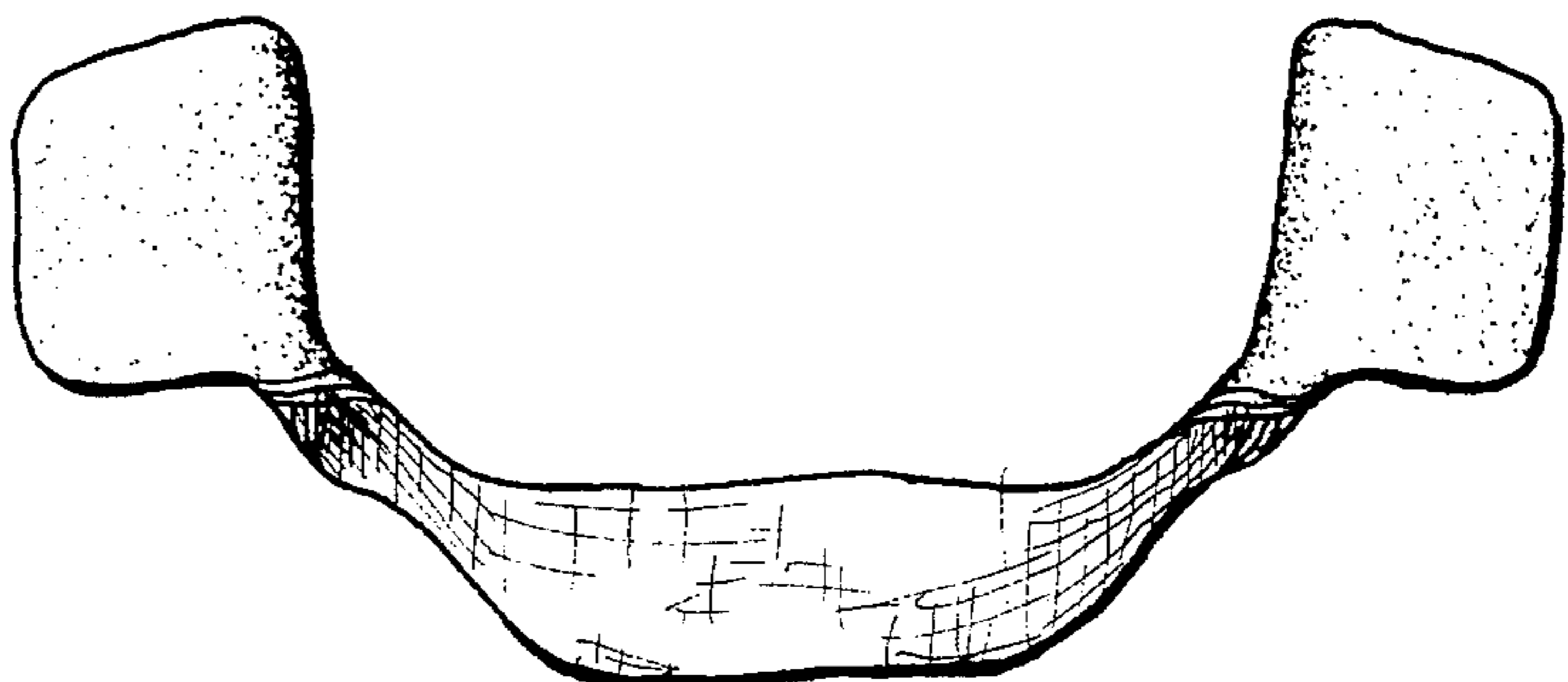


FIG. 4

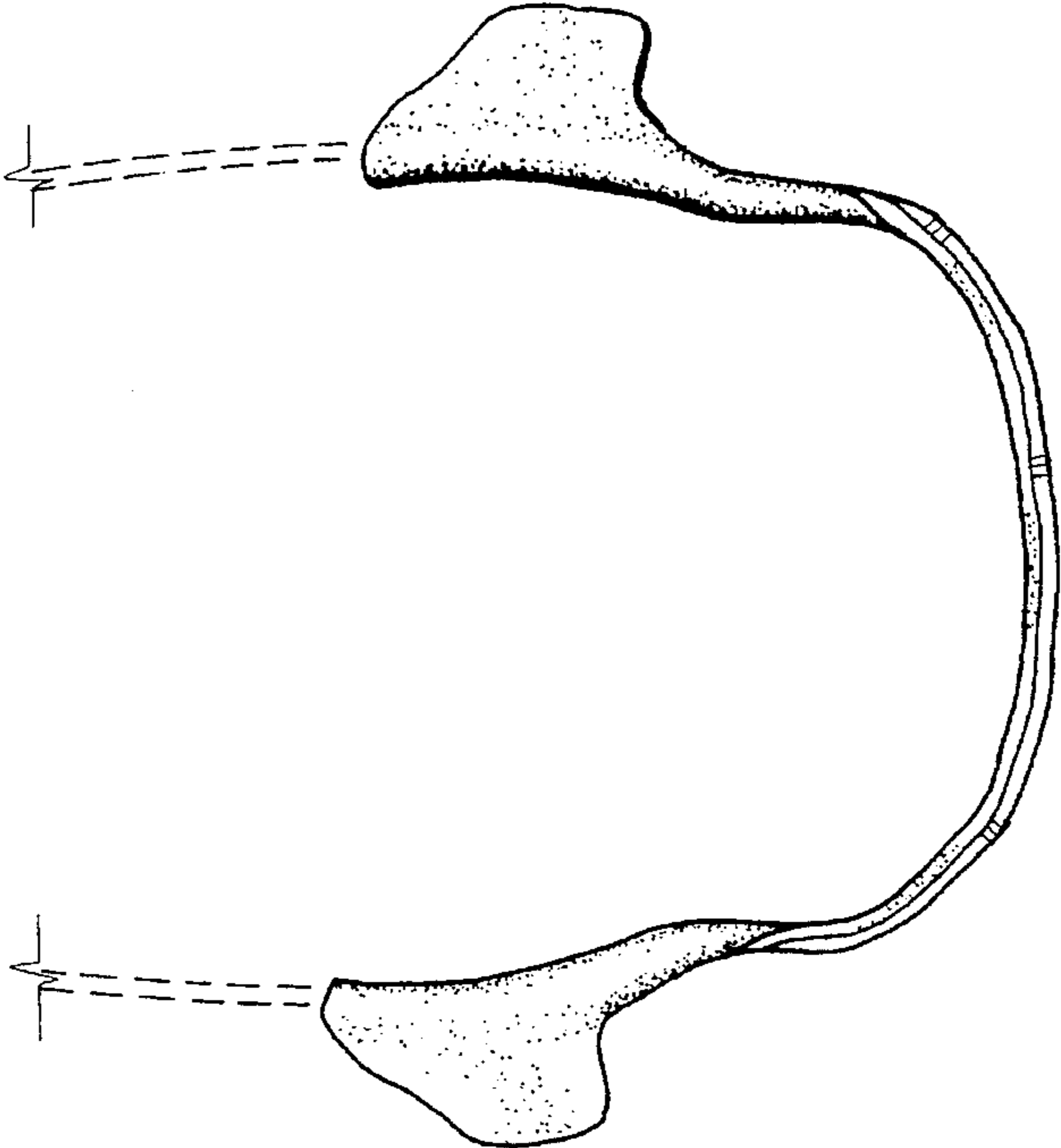


FIG. 5

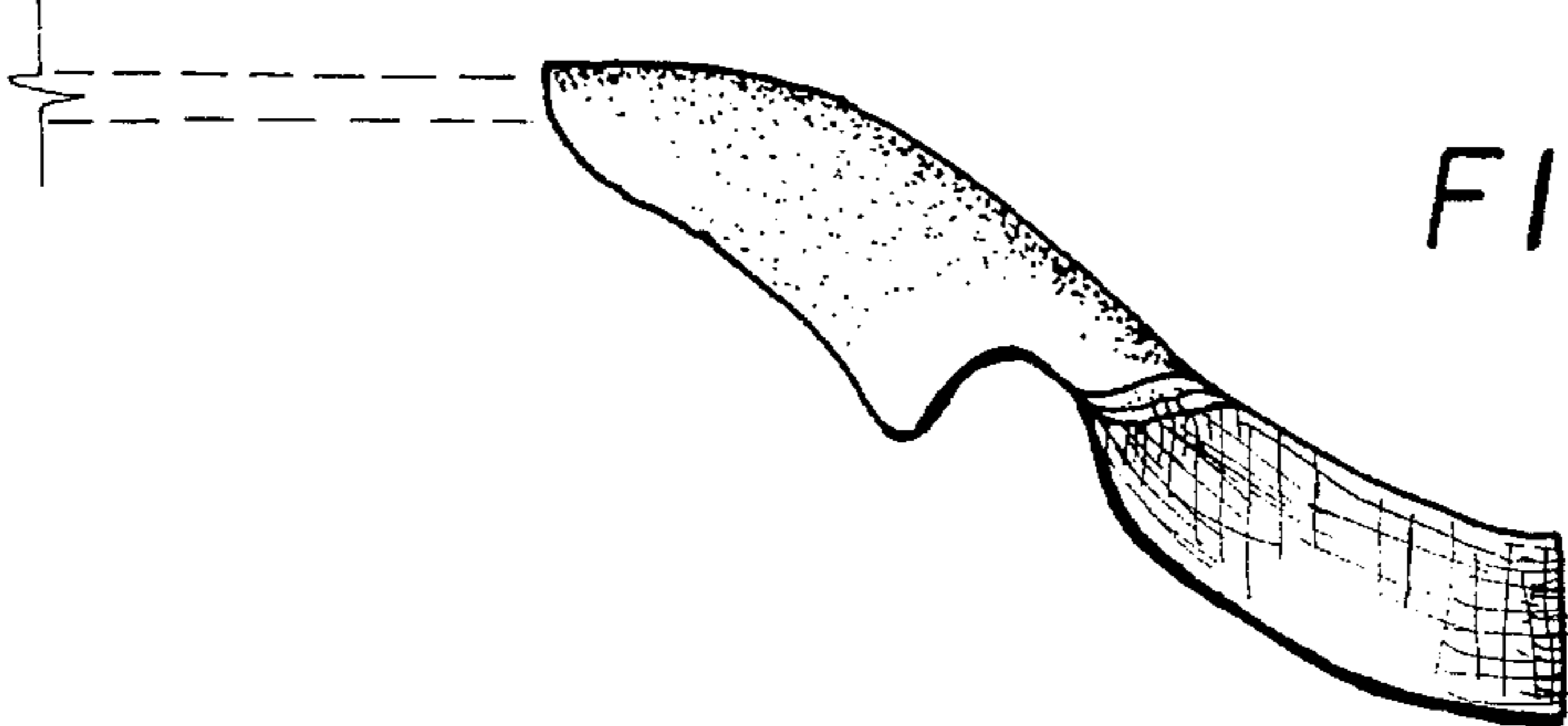


FIG. 6

