



US00D371121S

# United States Patent [19]

[11] Patent Number: **Des. 371,121**

Hayami et al.

[45] Date of Patent: **\*\*Jun. 25, 1996**

[54] **OPTICAL DISK PLAYER**

D. 319,635	9/1991	Honda .....	D14/105
4,694,957	9/1987	Ackeret .....	206/309
4,870,636	9/1989	Yamamoto .....	369/292

[75] Inventors: **Takayuki Hayami; Masahiko Moriwaki; Yutaka Kohno**, all of Osaka, Japan

**OTHER PUBLICATIONS**

Pioneer DD-8001 Optical Disk Subsystem Oct. 1985.

[73] Assignee: **Matsushita Electric Industrial Co., Ltd.**, Osaka, Japan

*Primary Examiner*—Freda Nunn  
*Attorney, Agent, or Firm*—Sughrue, Mion, Zinn, Macpeak & Seas

[\*\*] Term: **14 Years**

[57] **CLAIM**

[21] Appl. No.: **40,730**

The ornamental design for an optical disk player, as shown and described.

[22] Filed: **Jun. 26, 1995**

[30] **Foreign Application Priority Data**

**DESCRIPTION**

Dec. 28, 1994 [JP] Japan ..... 6-40010

[52] U.S. Cl. .... **D14/107**

[58] Field of Search ..... D14/100, 107-109; D13/162, 184, 199; D6/432, 436, 445, 448; 312/208.1; 360/97.01, 97.04, 128; 361/694; 369/291, 292, 71; 206/444, 309; 235/379, 483, 493

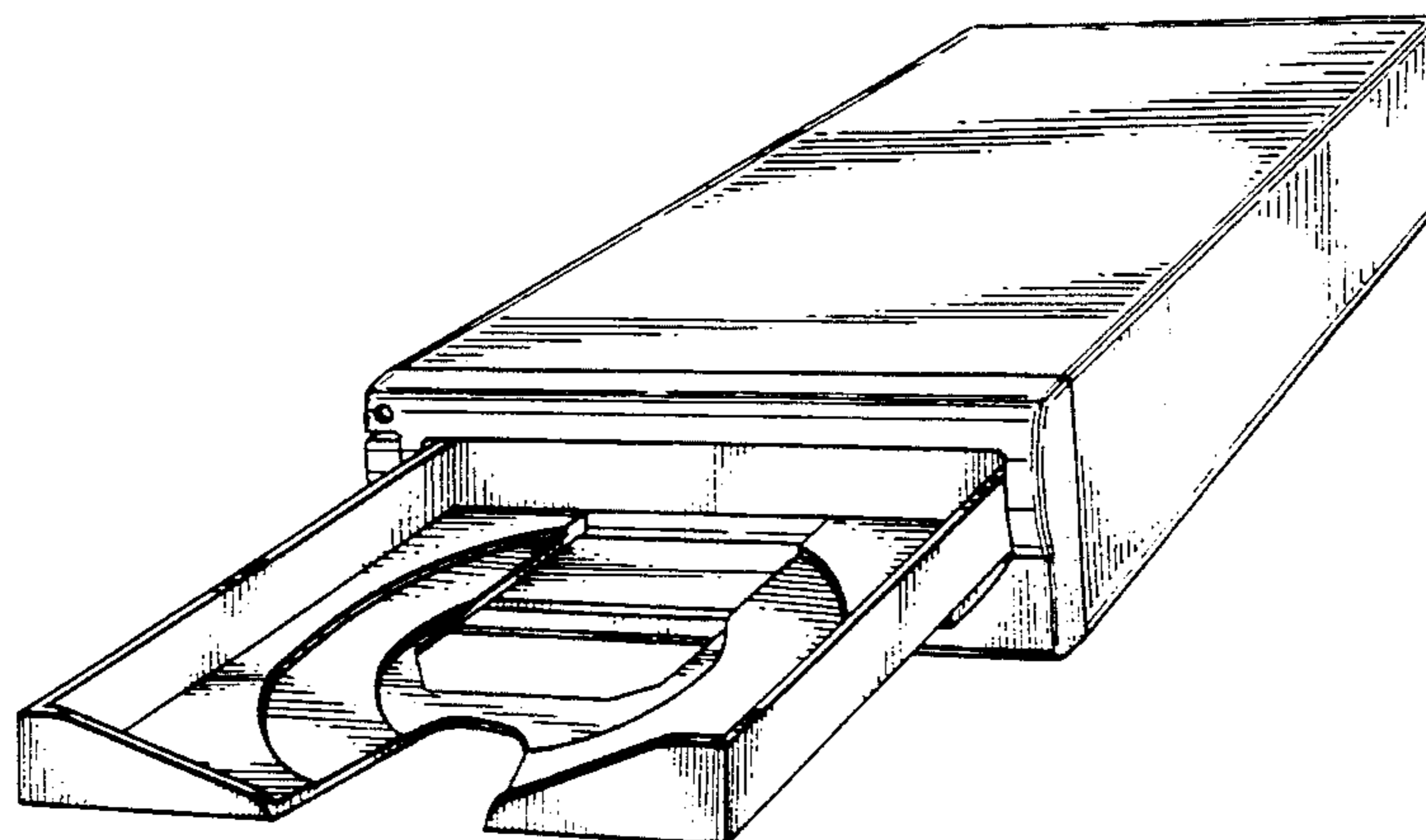
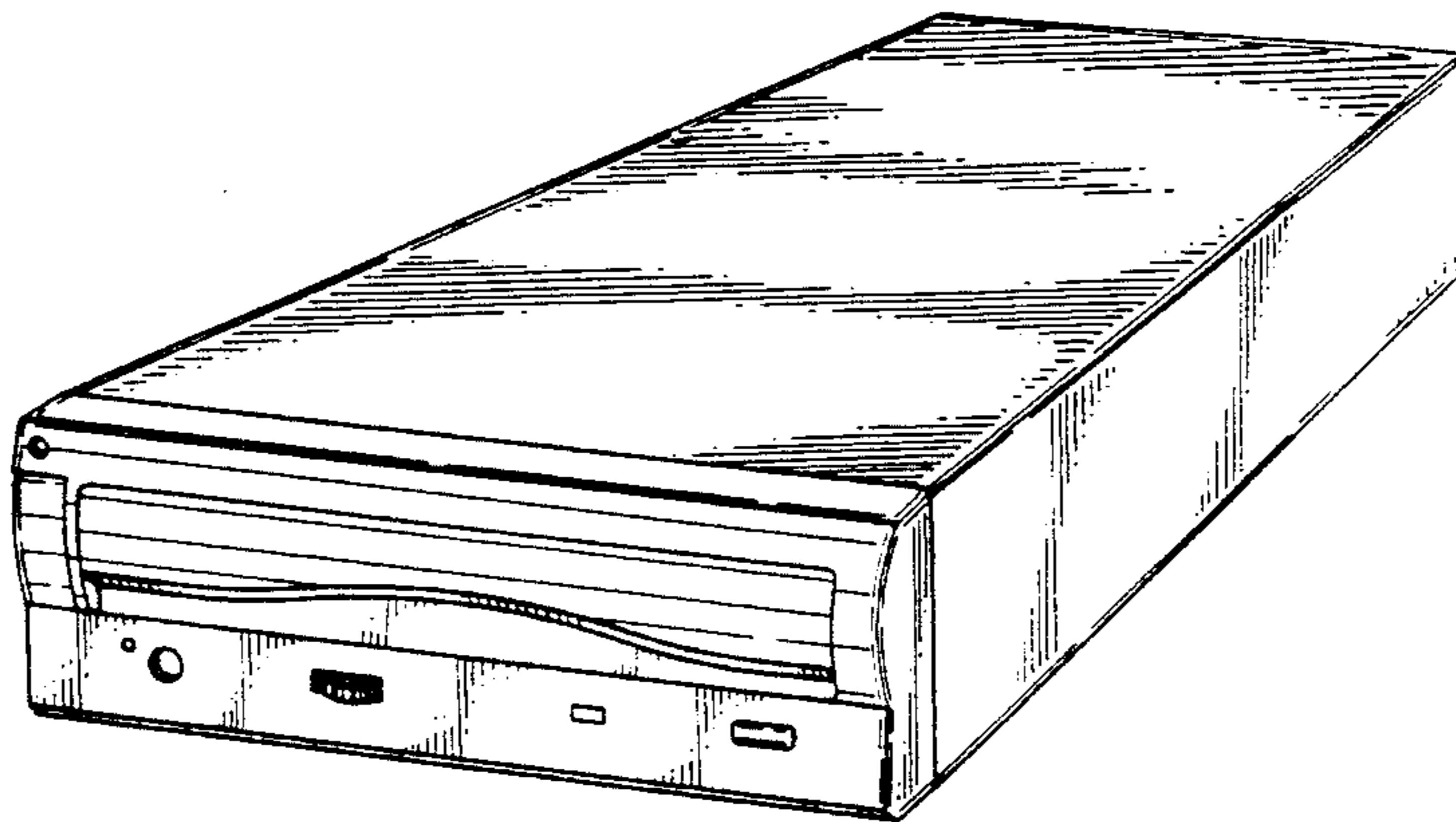
FIG. 1 is a perspective view of the front, top and right side of an optical disk player showing our new design; FIG. 2 is a front elevational view thereof; FIG. 3 is a rear elevational view thereof; FIG. 4 is a top plan view thereof; FIG. 5 is a bottom plan view thereof; FIG. 6 is a left side elevational view thereof; FIG. 7 is a right side elevational view thereof; and, FIG. 8 is a perspective view thereof with the disk tray being pulled out.

[56] **References Cited**


**U.S. PATENT DOCUMENTS**

D. 306,286 2/1990 Sawatani et al. .... D14/109

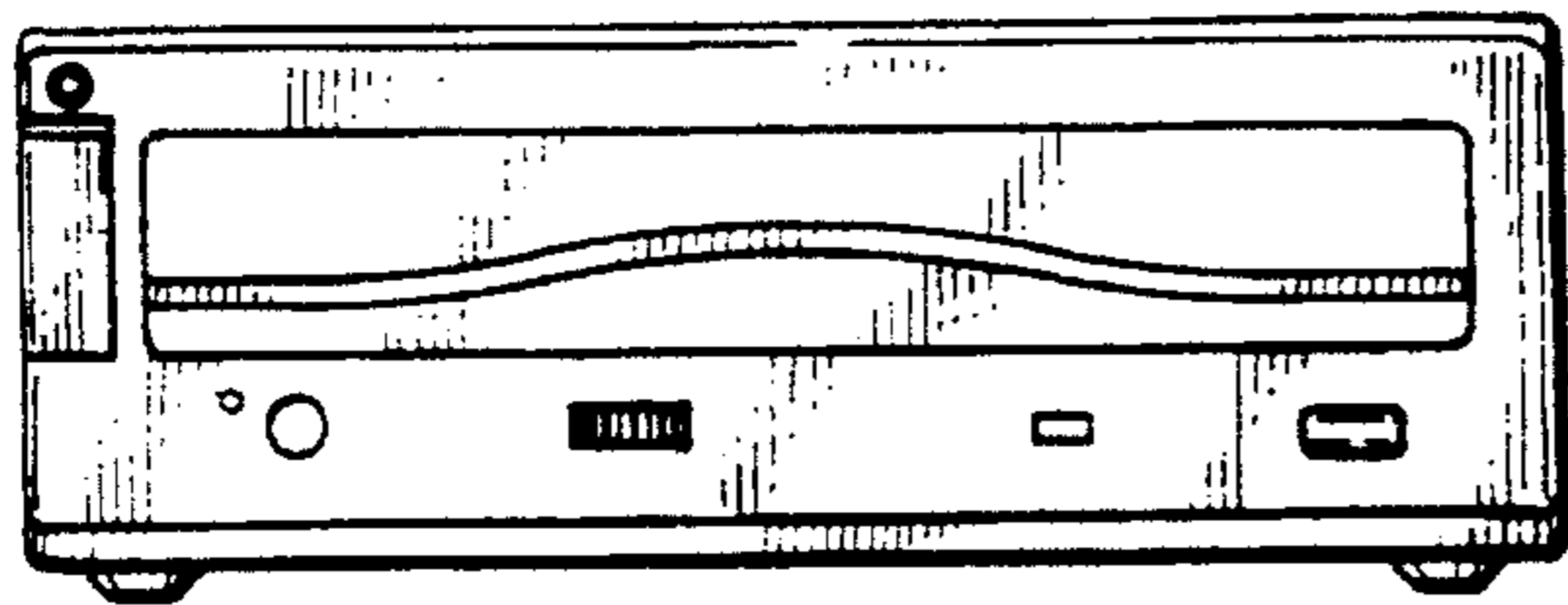
**1 Claim, 4 Drawing Sheets**




*Fig. 1*




*Fig. 2*



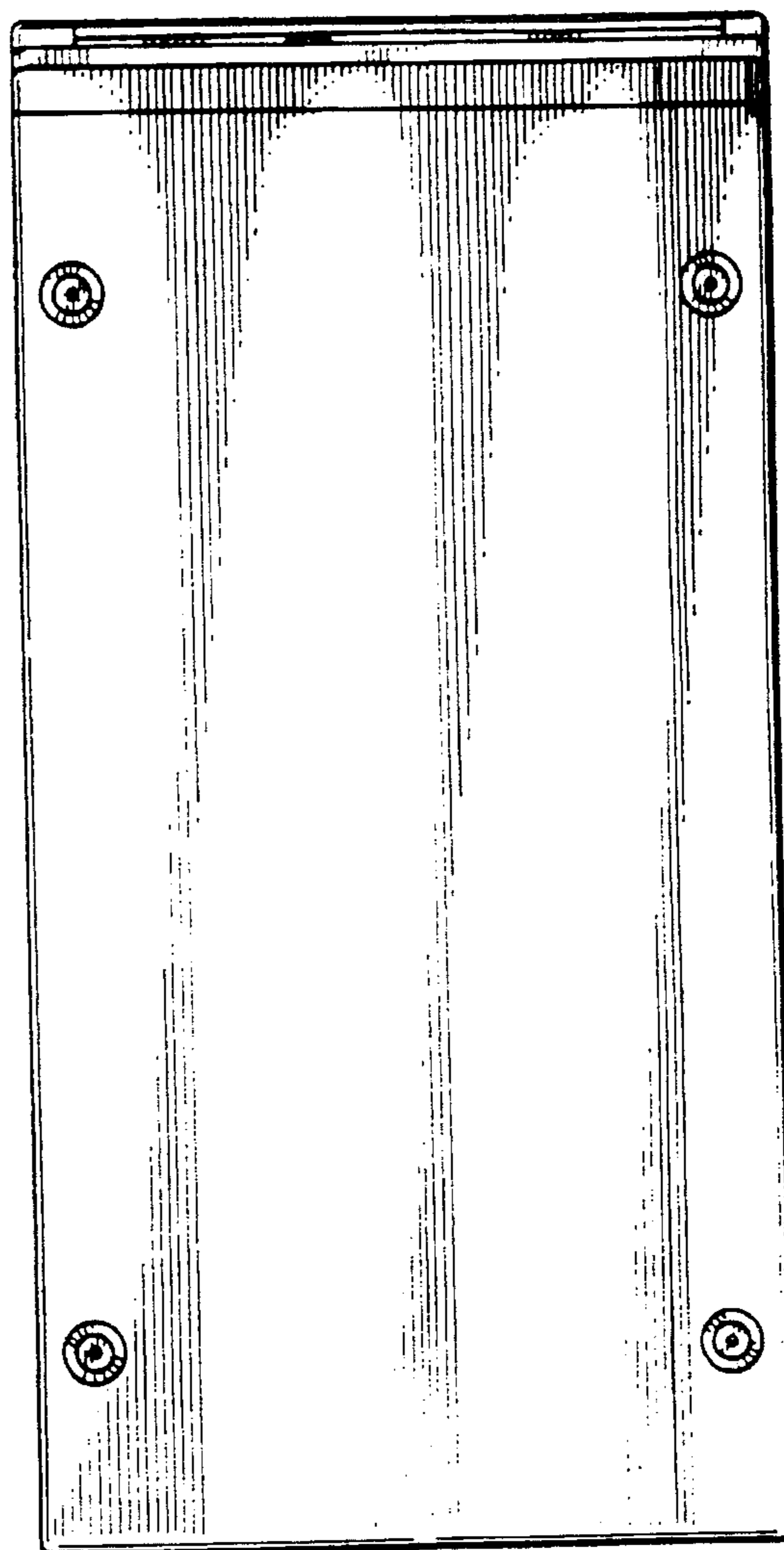
*Fig. 3*




*Fig. 4*



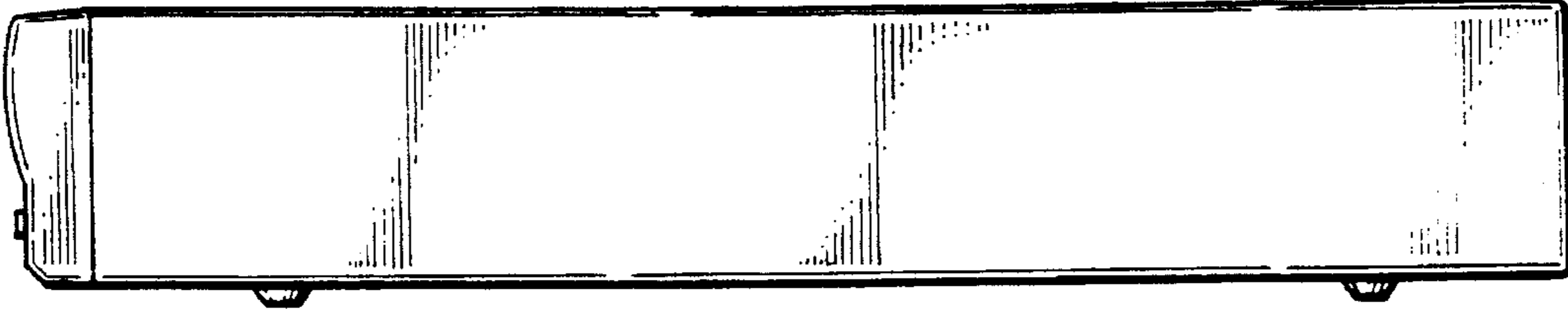
*Fig. 5*



*Fig. 6*



*Fig. 7*



*Fig. 8*

