



US00D371119S

United States Patent [19]

[11] Patent Number: **Des. 371,119**

Youens et al.

[45] Date of Patent: ****Jun. 25, 1996**

[54] **EXPANSION BASE FOR A NOTEBOOK PERSONAL COMPUTER**

D. 342,487 12/1993 Iino D14/107
D. 354,277 1/1995 Kuzumoto et al. D14/107

[75] Inventors: **John E. Youens**, Tomball, Tex.;
Richard C. Watson, Boston, Mass.

Primary Examiner—Freda Nunn
Attorney, Agent, or Firm—L. Jon Lindsay

[73] Assignee: **Compaq Computer Corporation**,
Houston, Tex.

[57] **CLAIM**

[**] Term: **14 Years**

The ornamental design for a expansion base for a notebook personal computer, as shown and described.

[21] Appl. No.: **31,047**

DESCRIPTION

[22] Filed: **Nov. 16, 1994**

Related U.S. Application Data

FIG. 1 is a front, left side, top perspective view of an expansion base for a notebook personal computer showing our new design;

[62] Division of Ser. No. 16,931, Dec. 30, 1993.

FIG. 2 is a top plan view thereof;

[52] **U.S. Cl.** **D14/107**

FIG. 3 is a right side elevational view thereof;

[58] **Field of Search** D14/100, 107,
D14/114; D13/184, 199; 361/683-686;
364/708.1; 439/95, 248, 284, 357, 372

FIG. 4 is a left side elevational view thereof;

FIG. 5 is a front elevational view thereof; and,

FIG. 6 is a rear elevational view thereof.

[56] **References Cited**

U.S. PATENT DOCUMENTS

D. 335,490 5/1993 Mesfin et al. D14/107

1 Claim, 2 Drawing Sheets





Fig. 2

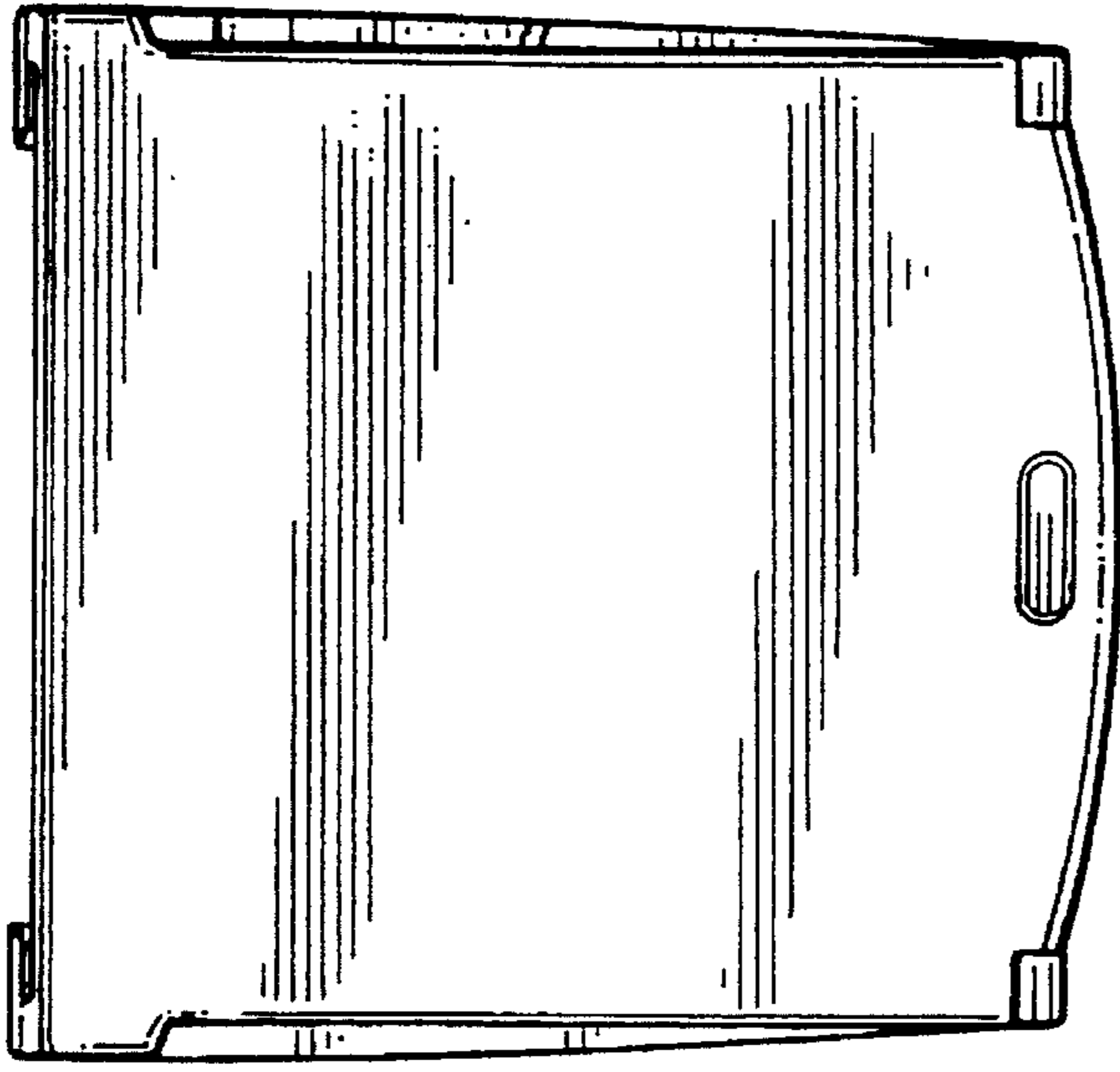


Fig. 1




Fig. 4




Fig. 3

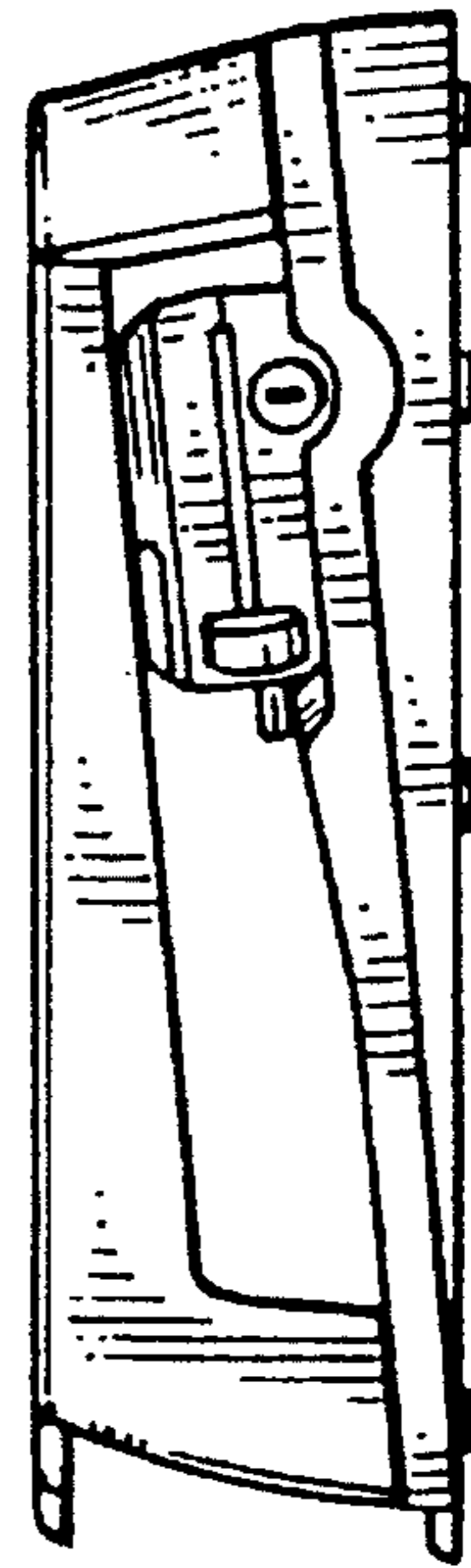


Fig. 5

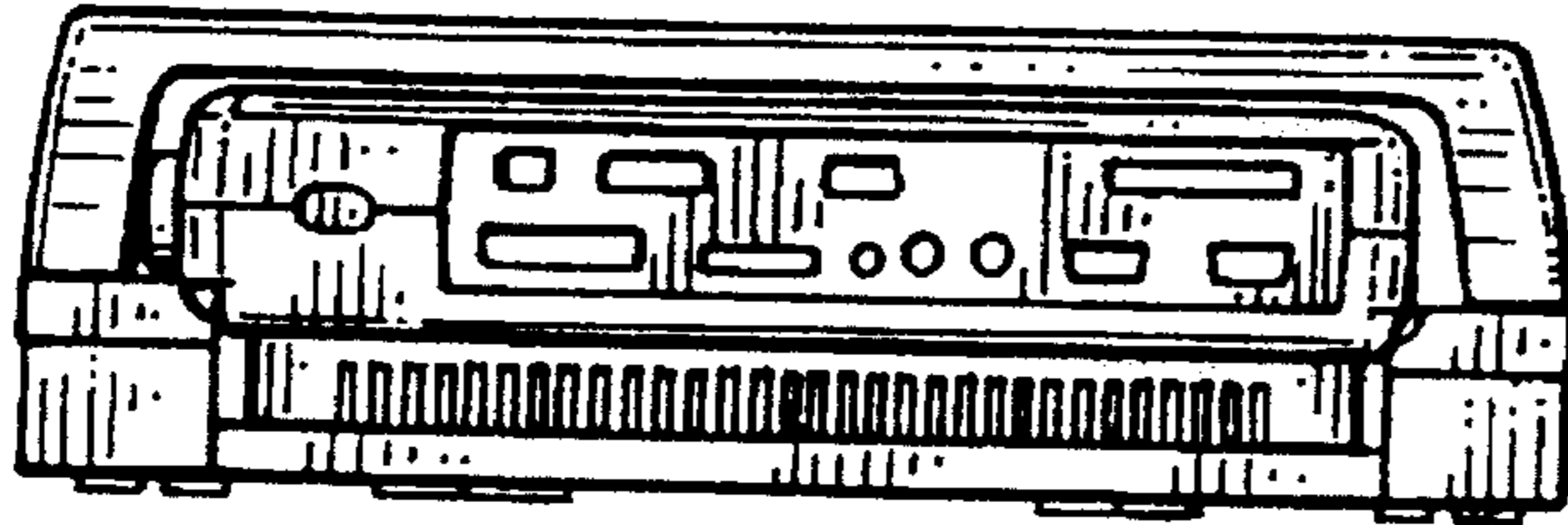



Fig. 6