



US00D371117S

United States Patent [19]
O'Sullivan

[11] **Patent Number: Des. 371,117**

[45] **Date of Patent: **Jun. 25, 1996**

[54] **LIGHT SWITCH EXTENSION**

[76] Inventor: **J. G. O'Sullivan**, 1015 W. Balboa,
Newport Beach, Calif. 92661

[**] Term: **14 Years**

[21] Appl. No.: **36,858**

[22] Filed: **Mar. 29, 1995**

[52] **U.S. Cl.** **D13/173**

[58] **Field of Search** D13/173; D8/14;
200/331; 74/544; D11/1, 44, 48, 133, 134

[56] **References Cited**

U.S. PATENT DOCUMENTS

D. 346,153	4/1994	Moseley, III	D13/173
2,389,220	11/1945	Tredeau	200/331
3,839,615	10/1974	Bradford	200/331
3,892,935	7/1975	Patterson	200/331

OTHER PUBLICATIONS

Moon motif jewelry on pp. 10 and 11 of *Nature's Jewelry*,
Fall/ Winter 1990 catalog.

Primary Examiner—Joel Sincavage

Attorney, Agent, or Firm—James G. O'Neill

[57] **CLAIM**

The ornamental design for light switch extension, as shown
and described.

DESCRIPTION

FIG. 1 is a front elevational view of the light switch
extension showing my new design;

FIG. 2 is a right side elevational view of FIG. 1;

FIG. 3 is a rear elevational view of FIG. 1;

FIG. 4 is a left side view of FIG. 1;

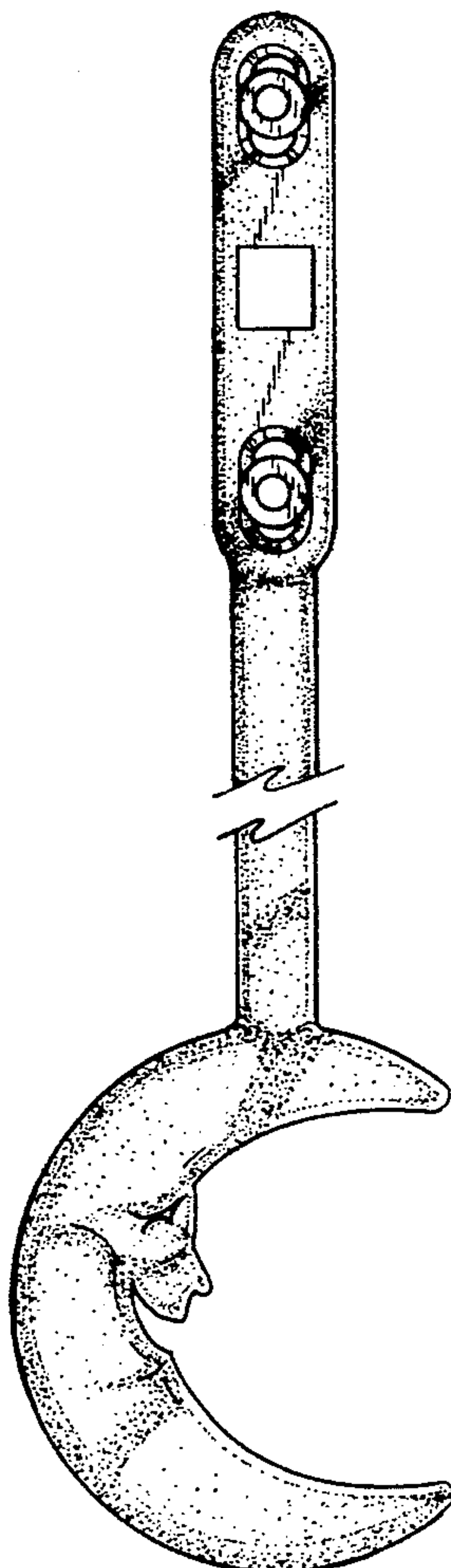
FIG. 5 is a top plan view of FIG. 1;

FIG. 6 is a bottom plan view of FIG. 1 ; and,

FIG. 7 is a partial, exploded front perspective view of the top
portion of FIG. 1. The broken line showing is included for
the purpose of illustrating environmental structure only and
forms no part of the claimed design.

The broken away portion shown in FIGS. 1 -4 indicates a
shaft of indeterminate length.

1 Claim, 3 Drawing Sheets



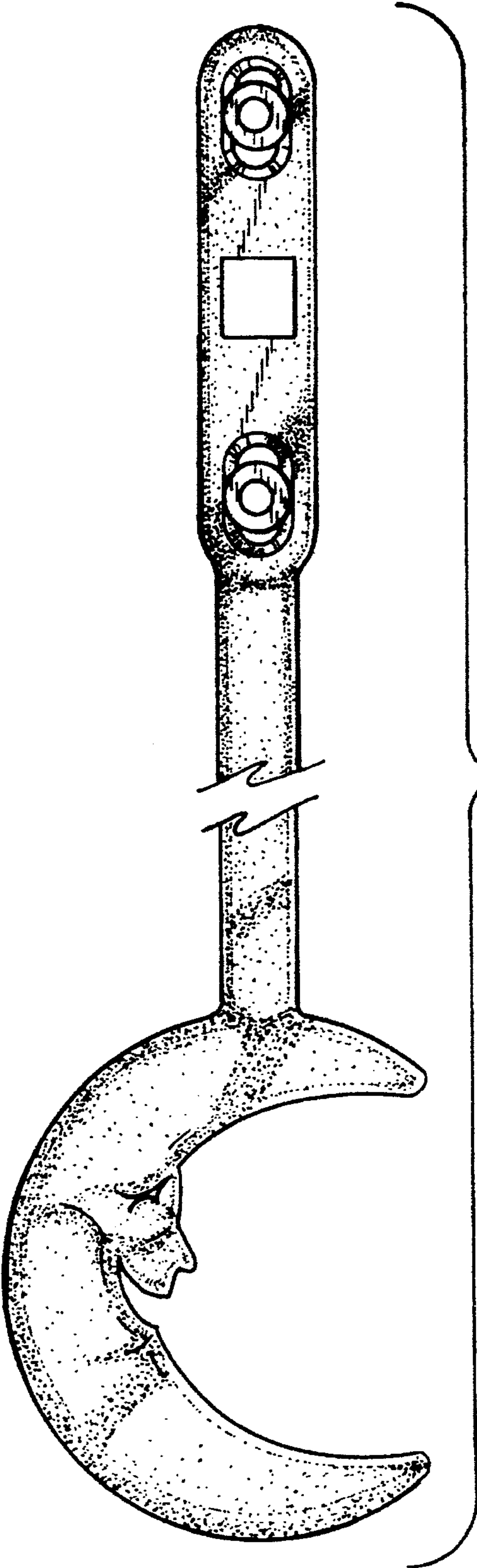


Fig. 1

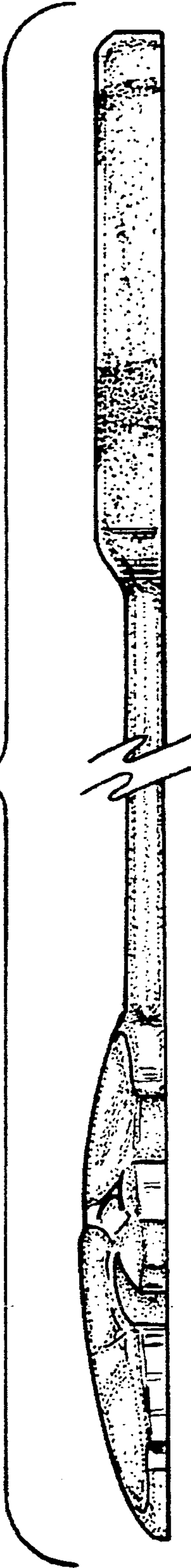


Fig. 2

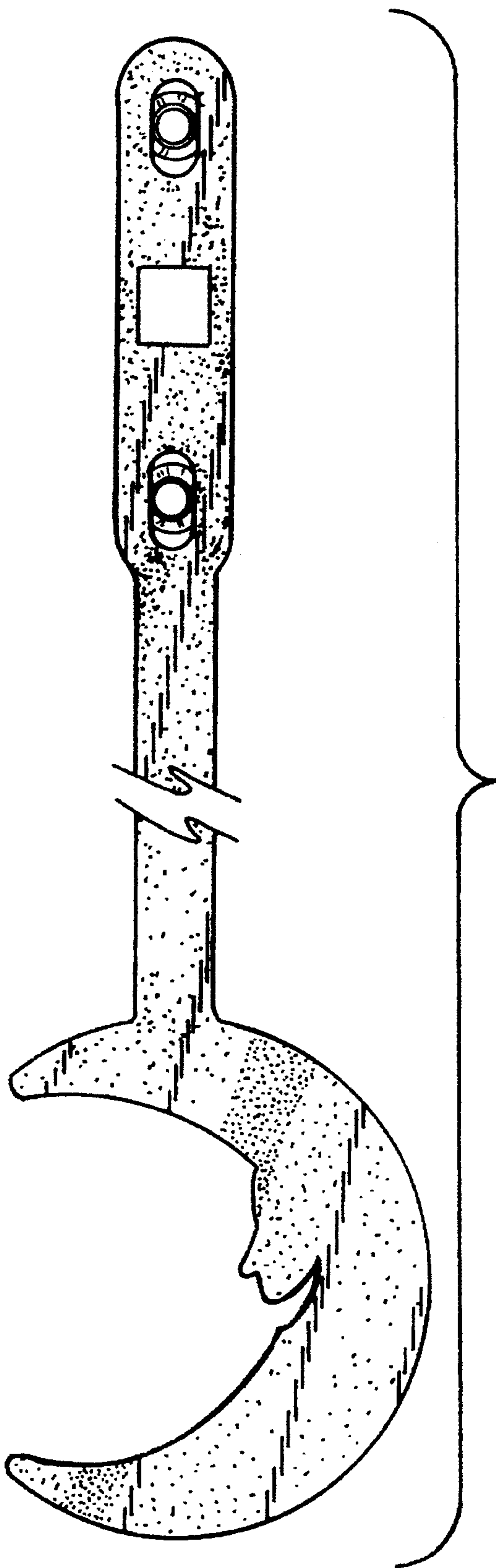


Fig. 3

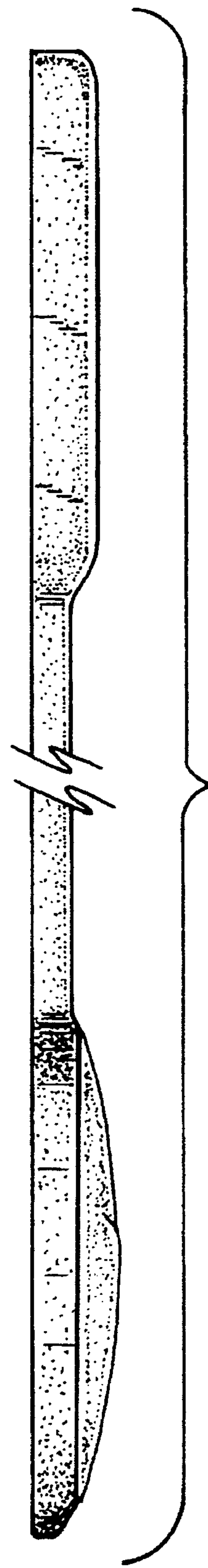


Fig. 4



Fig. 5

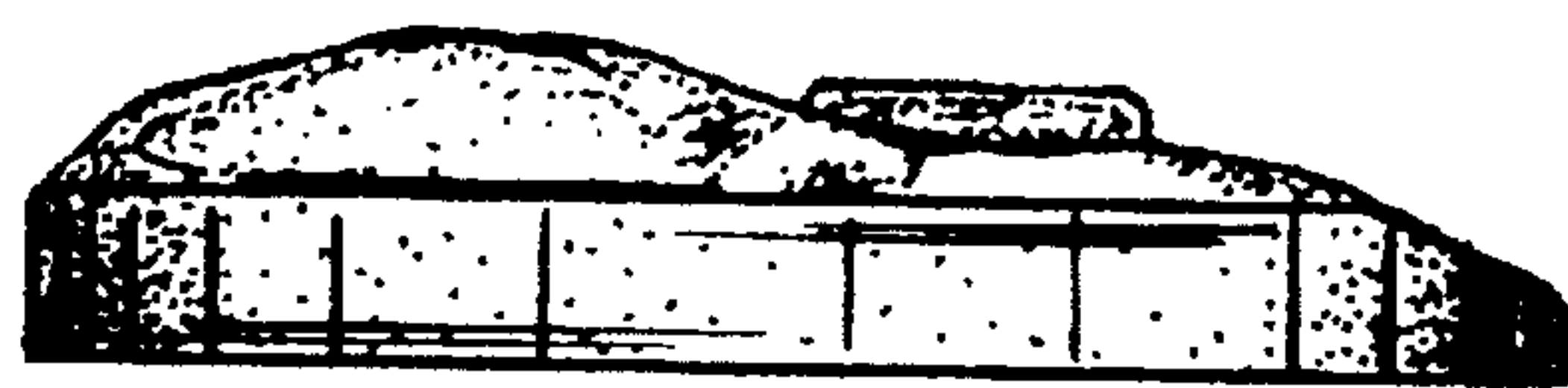


Fig. 6

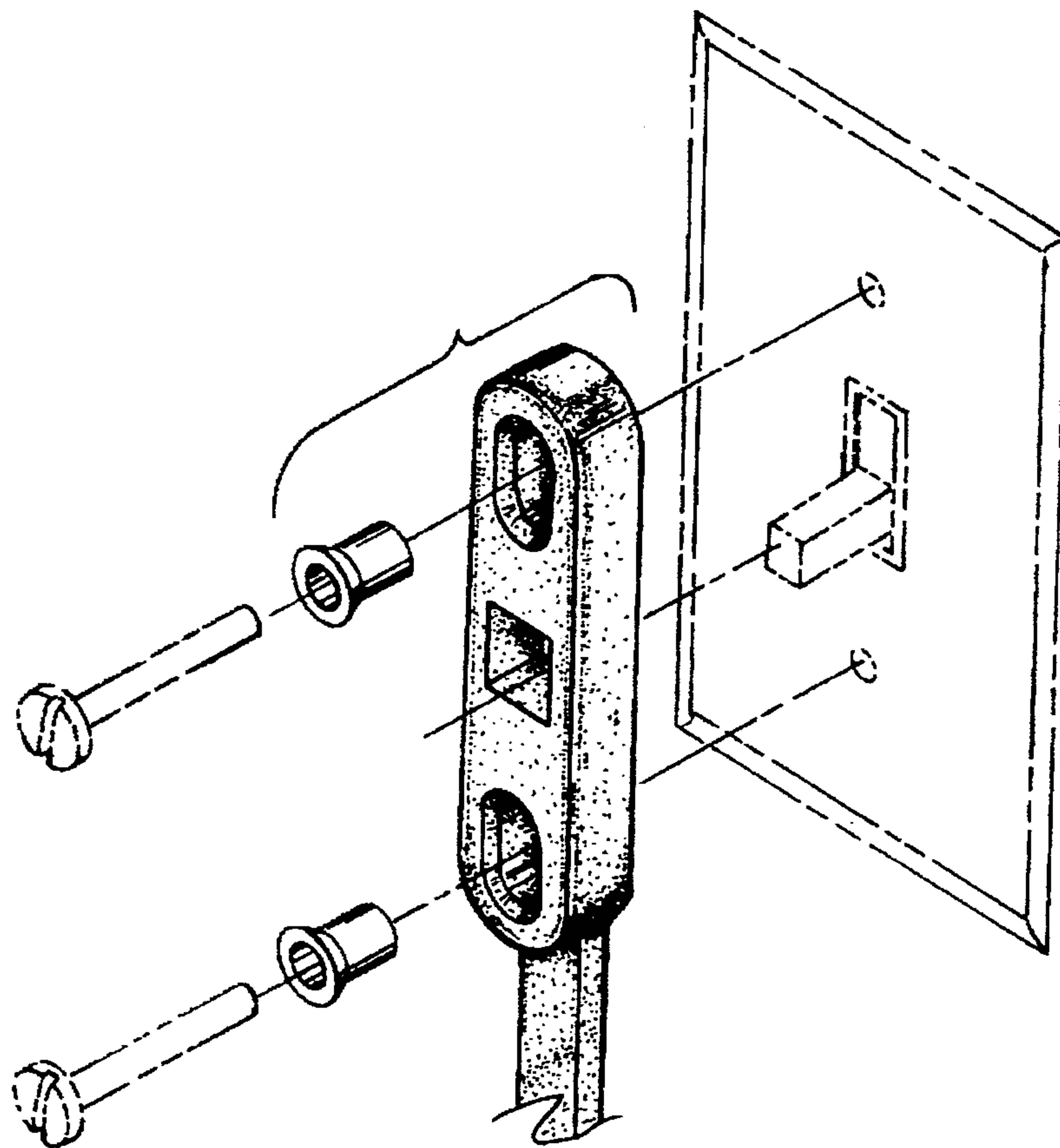


Fig. 7