



US00D371082S

United States Patent [19]
Oba

[11] **Patent Number:** **Des. 371,082**

[45] **Date of Patent:** ****Jun. 25, 1996**

[54] **WATCH**

[75] **Inventor:** **Haruya Oba**, Kawagoe, Japan

[73] **Assignee:** **Citizen Watch Co., Ltd.**, Tokyo, Japan

[**] **Term:** **14 Years**

[21] **Appl. No.:** **39,116**

[22] **Filed:** **May 18, 1995**

[52] **U.S. Cl.** **D10/39**

[58] **Field of Search** **D10/1-40, 122-132;**
368/280-282, 276-277, 285

[56] **References Cited**

U.S. PATENT DOCUMENTS

D. 331,884	12/1992	Wunderman	D10/32
D. 359,915	7/1995	Kubo	D10/30
D. 361,527	8/1995	Hayashi	D10/30 X
D. 361,528	8/1995	Hayashi	D10/30 X

OTHER PUBLICATIONS

International Design Reg. No. CM/026809, issued Jul. 27, 1993.

European Jeweler—(U.Z.)—Jul. 1984—p. 59—All Watches.

Primary Examiner—Nelson C. Holtje

Attorney, Agent, or Firm—Cushman Darby & Cushman

[57] **CLAIM**

The ornamental design for a watch, as shown.

DESCRIPTION

FIG. 1 is a front and right side perspective view of a watch showing my new design;

FIG. 2 is a front elevational view thereof;

FIG. 3 is a top plan view thereof;

FIG. 4 is a bottom plan view thereof;

FIG. 5 is a rear elevational view thereof;

FIG. 6 is a left side elevational view thereof; and,

FIG. 7 is a right side elevational view thereof.

1 Claim, 2 Drawing Sheets




FIG. 1




FIG. 2




FIG. 3




FIG. 4




FIG. 5

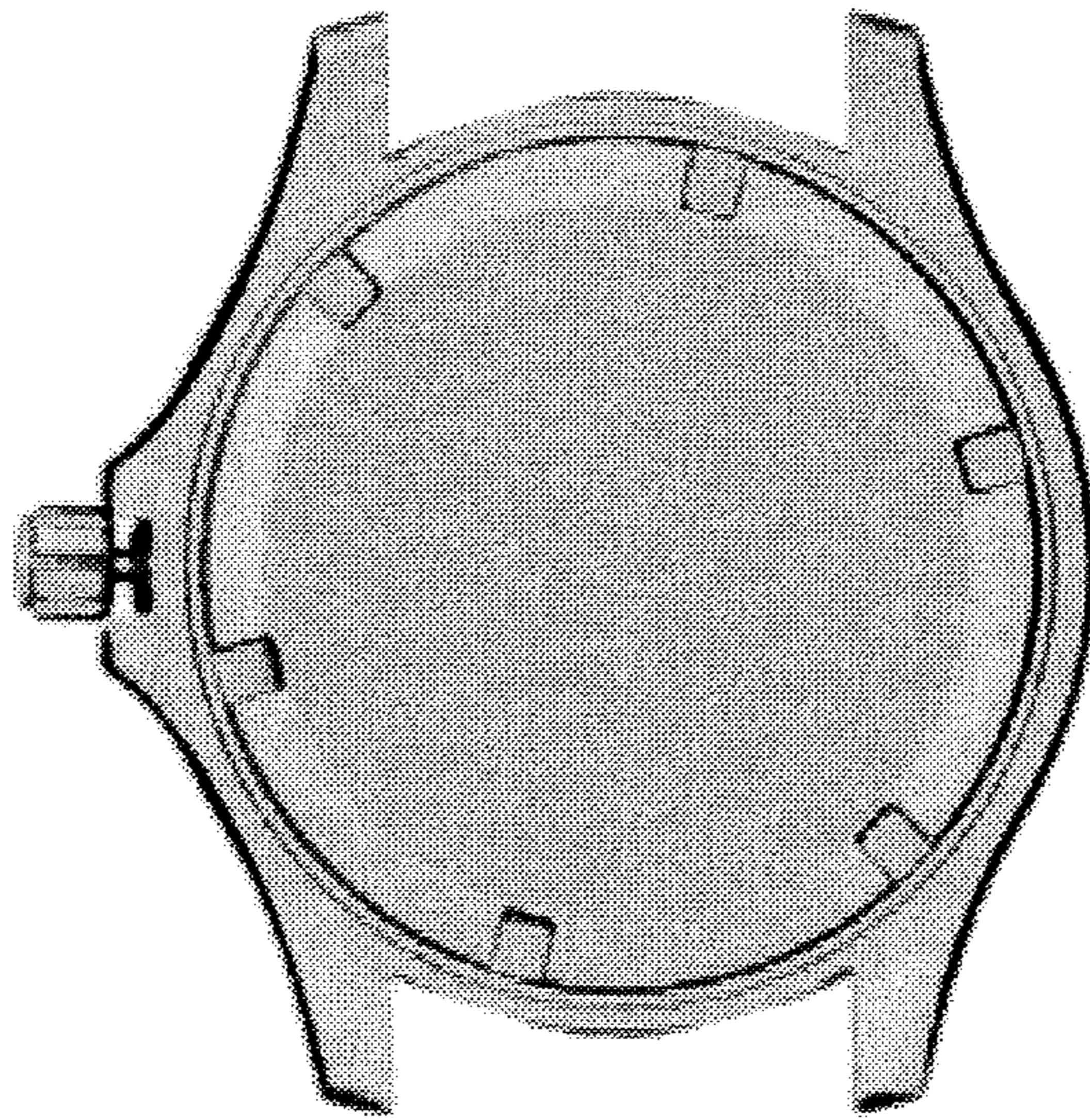


FIG. 6




FIG. 7

