



US00D371081S

# United States Patent [19] Mijatovic

[11] Patent Number: **Des. 371,081**

[45] Date of Patent: **\*\*Jun. 25, 1996**

[54] **WRIST WATCH**

[75] Inventor: **Miodrag Mijatovic**, En Budron,  
Switzerland  
[73] Assignee: **Florian Favre SA**, Geneva, Switzerland  
[\*\*] Term: **14 Years**

[21] Appl. No.: **32,228**  
[22] Filed: **Dec. 15, 1994**

[30] **Foreign Application Priority Data**

Jul. 4, 1994 [XH] Hague Agreement ..... DMA/002559  
[52] **U.S. Cl.** ..... **D10/39; D10/30**  
[58] **Field of Search** ..... D10/1-40, 122-132;  
368/276-277, 280-282, 285; D11/3-4,  
12, 14, 19-25; 63/1.1, 3, 5.1, 11

[56] **References Cited**

**U.S. PATENT DOCUMENTS**

D. 13,984 6/1883 Nivois ..... D10/30  
D. 314,154 1/1991 Dumas ..... D10/39

**FOREIGN PATENT DOCUMENTS**

1259766 3/1961 France ..... 368/285

**OTHER PUBLICATIONS**

*Hong Kong Enterprise*—Jul. 1988—p. 175—Two Watches  
at top-center.  
*European Jeweler*—Jun. 1983—p. 46—Watches at bottom-  
-right.  
*Primary Examiner*—Nelson C. Holtje  
*Attorney, Agent, or Firm*—Young & Thompson

[57] **CLAIM**

The ornamental design for a wrist watch, as shown and  
described.

**DESCRIPTION**

FIG. 1 is a front view of a wrist watch showing my new  
design;  
FIG. 2 is a rear view thereof;  
FIG. 3 is a perspective view thereof;  
FIG. 4 is a side elevational view thereof from the bottom of  
FIG. 1;  
FIG. 5 is a side elevational view thereof from the top of FIG.  
1;  
FIG. 6 is a view thereof from the right of FIG. 1; and,  
FIG. 7 is a view thereof from the left of FIG. 1.

**1 Claim, 2 Drawing Sheets**






FIG. 1




FIG. 2




FIG. 3




FIG. 4




FIG. 5




FIG. 6




FIG. 7