



US00D371080S

United States Patent [19]

[11] Patent Number: **Des. 371,080**

Gueit

[45] Date of Patent: ****Jun. 25, 1996**

[54] **WRISTWATCH**

[75] Inventor: **Jean-Claude Gueit**, Perly-Certoux, Switzerland

[73] Assignee: **S. A. Ancienne Fabrique Georges Piaget & Cie**, La Cote-aux-Fees, Switzerland

[**] Term: **14 Years**

[21] Appl. No.: **29,292**

[22] Filed: **Oct. 4, 1994**

[30] Foreign Application Priority Data

Apr. 8, 1994 [WO] WIPO DMA002482

[52] U.S. Cl. **D10/39**

[58] Field of Search D10/1-40, 122-132; 368/280-282, 276-277, 285

[56] References Cited

U.S. PATENT DOCUMENTS

D. 309,873 8/1990 Grinberg D10/126

D. 318,809	8/1991	Bourquin	D10/39
D. 324,001	2/1992	Kerr	D10/126
D. 339,990	10/1993	Polenberg	D10/39
D. 349,063	7/1994	Hanagata	D10/39

FOREIGN PATENT DOCUMENTS

463035 9/1913 France 368/232

Primary Examiner—Nelson C. Holtje
Attorney, Agent, or Firm—Young & Thompson


[57] CLAIM

The ornamental design for a wristwatch, as shown.

DESCRIPTION

FIG. 1 is a top plan view of a wristwatch showing my new design;
 FIG. 2 is a perspective view thereof;
 FIG. 3 is a view thereof from the side opposite FIG. 5;
 FIG. 4 is a view thereof from the side opposite FIG. 1;
 FIG. 5 is a view thereof from the left of FIG. 4;
 FIG. 6 is a view thereof from the top of FIG. 4; and,
 FIG. 7 is a view thereof from the bottom of FIG. 1.

1 Claim, 1 Drawing Sheet






FIG. 1



FIG. 2




FIG. 3

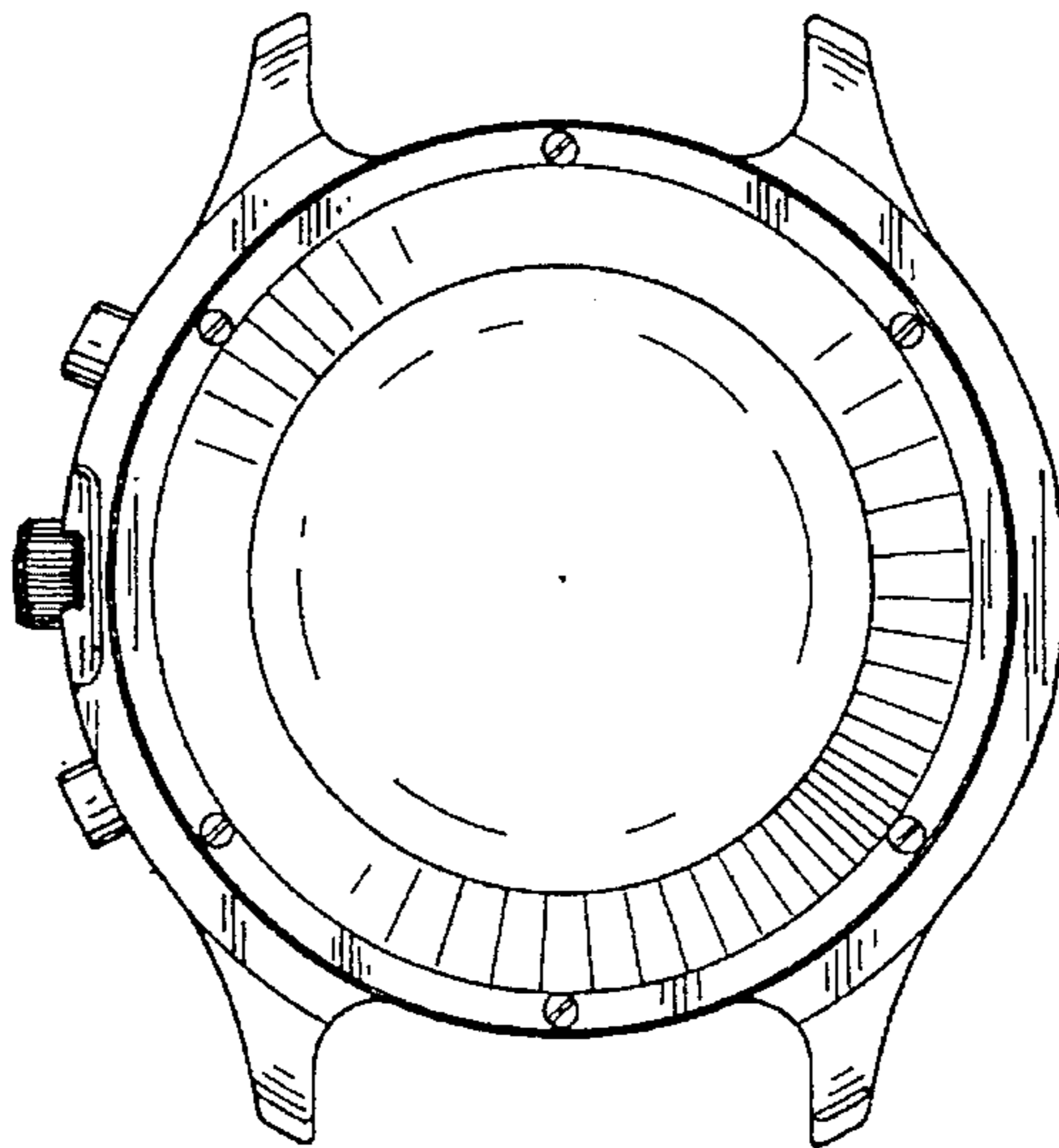


FIG. 4




FIG. 5




FIG. 6

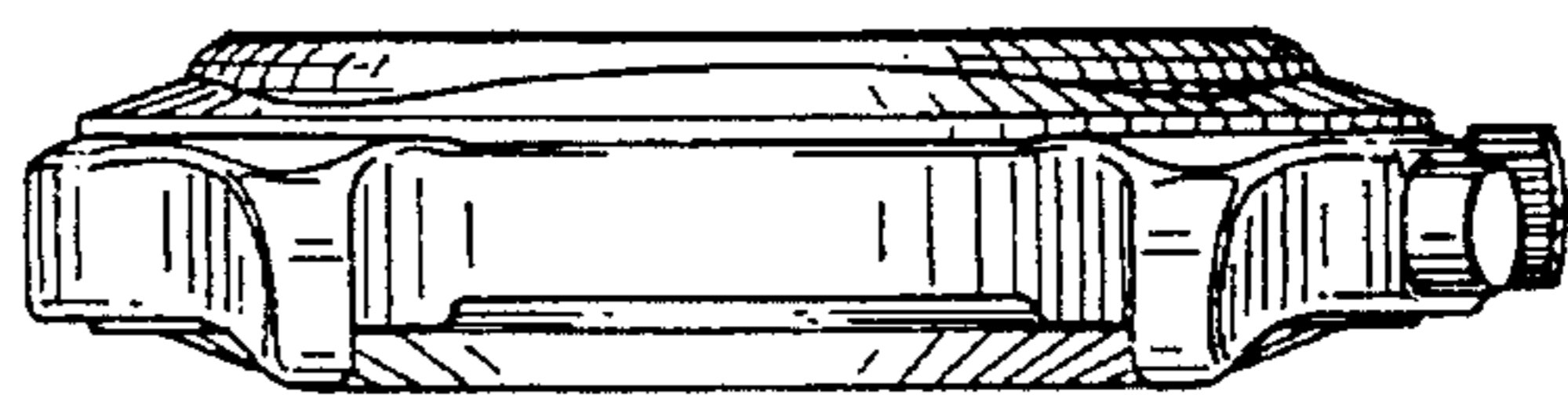


FIG. 7