



US00D371079S

United States Patent [19]

[11] Patent Number: **Des. 371,079**

Mijatovic

[45] Date of Patent: ****Jun. 25, 1996**

[54] **WRIST WATCH**

[75] Inventor: **Miodrag Mijatovic, Le**
 Mont-sur-Lausanne, Switzerland

[73] Assignee: **Florian Favre SA**, Geneva, Switzerland

[**] Term: **14 Years**

[21] Appl. No.: **29,294**

[22] Filed: **Oct. 4, 1994**

[30] **Foreign Application Priority Data**

Apr. 6, 1994 [XH] Hague Agreement DMA/002473

[52] **U.S. Cl.** **D10/39**

[58] **Field of Search** D10/1-40, 122-132;
368/276-277, 280-282, 285; D11/3-4,
12, 14, 19-25; 63/1.1, 3, 5.1, 11

[56] **References Cited**

U.S. PATENT DOCUMENTS

D. 13,984 6/1883 Nivois D10/30

D. 23,464 7/1894 Colby D10/30 X

D. 314,154 1/1991 Dumas D10/39

FOREIGN PATENT DOCUMENTS

1259766 3/1961 France 368/285

25100 of 1907 United Kingdom 368/232

OTHER PUBLICATIONS

Swiss Watch & Jewelry Journal—Jun. 1979—p. 596—(2) Watches at right.

Hong Kong Enterprise—Jul. 1988—p. 175—2 Watches at top.

European Jeweler—Jun. 1983—p. 46—Watches at bottom-right.

Primary Examiner—Nelson C. Holtje

Attorney, Agent, or Firm—Young & Thompson

[57] **CLAIM**

The ornamental design for a wrist watch, as shown.

DESCRIPTION

FIG. 1 is a front elevational view of a wrist watch showing my new design;

FIG. 2 is a perspective view thereof;

FIG. 3 is a rear elevational view thereof;


FIG. 4 is a side elevational view thereof from the left of FIG. 1;

FIG. 5 is a side elevational view thereof from the top of FIG. 1;

FIG. 6 is a side elevational view thereof from the side opposite that shown in FIG. 5; and,

FIG. 7 is a side elevational view thereof from the right of FIG. 1.

1 Claim, 4 Drawing Sheets






FIG. 1



FIG. 2




FIG. 3




FIG. 4




FIG. 5




FIG. 6

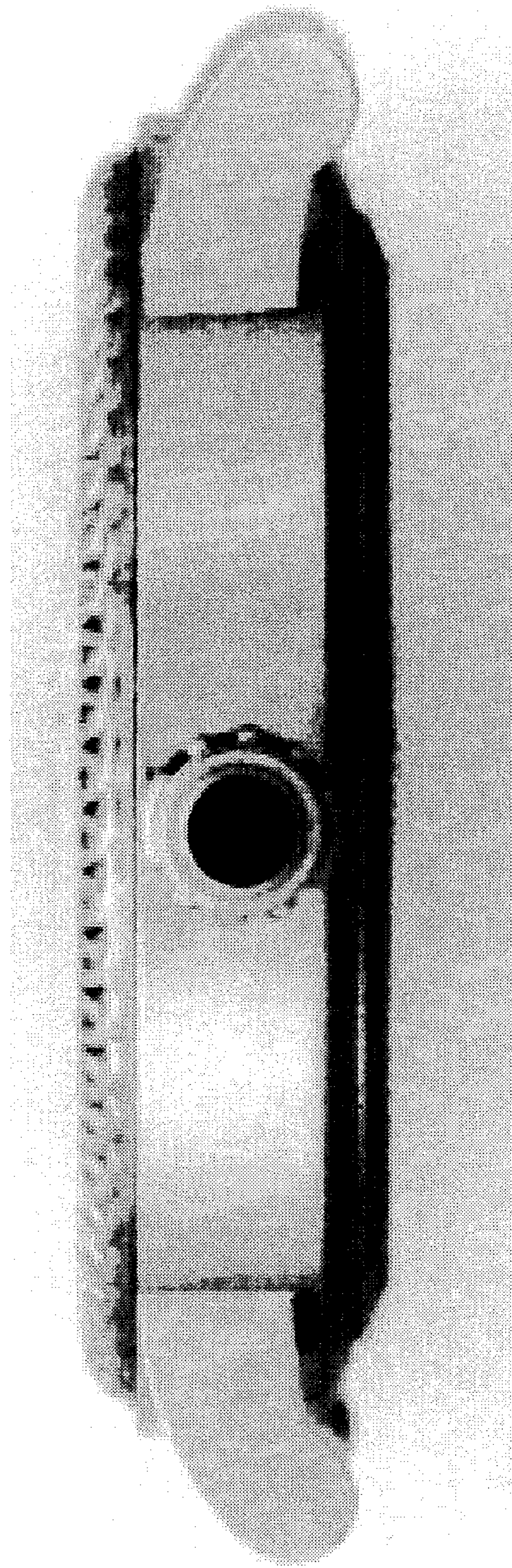


FIG. 7