



US00D371077S

United States Patent [19]
Terashima

[11] **Patent Number: Des. 371,077**

[45] **Date of Patent: **Jun. 25, 1996**

[54] **WATCHCASE**

Attorney, Agent, or Firm—Adams & Wilks

[75] **Inventor: Kaori Terashima, Chiba, Japan**

[57] **CLAIM**

[73] **Assignee: Seiko Instruments Inc., Japan**

The ornamental design for a watchcase, as shown and described.

[**] **Term: 14 Years**

DESCRIPTION

[21] **Appl. No.: 36,143**

FIG. 1 is a front elevational view of a watchcase showing our new design;

[22] **Filed: Mar. 14, 1995**

FIG. 2 is a rear elevational view thereof;

[52] **U.S. Cl. D10/30; D10/38**

FIG. 3 is a top plan view thereof;

[58] **Field of Search D10/1-40, 122-132;
368/280-282, 276-277, 285**

FIG. 4 is a bottom plan view thereof;

[56] **References Cited**

U.S. PATENT DOCUMENTS

- D. 316,228 4/1991 Frommherz D10/30
- D. 362,193 9/1995 Minello D10/30

FIG. 5 is a left side elevational view thereof;

FIG. 6 is a right side elevational view thereof; and,

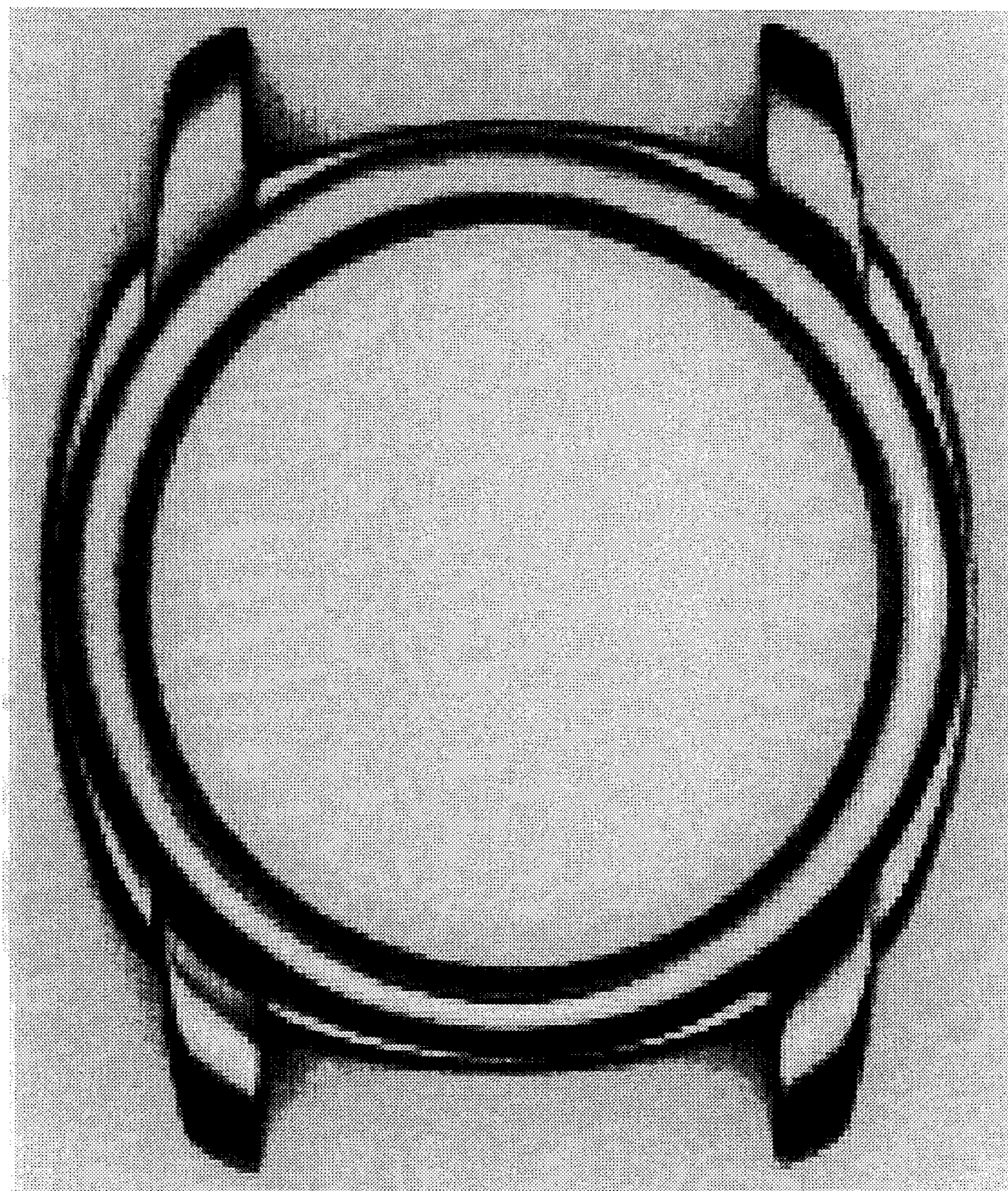
FIG. 7 is a perspective view thereof.

OTHER PUBLICATIONS

European Jeweler—Feb. 1983—p. 94—Watch #at bottom—left.
Swiss Watch & Jewelry Journal—Feb. 1989—p. 349—Watch.

Primary Examiner—Nelson C. Holtje

1 Claim, 1 Drawing Sheet






FIG. 1




FIG. 2




FIG. 3




FIG. 4




FIG. 5

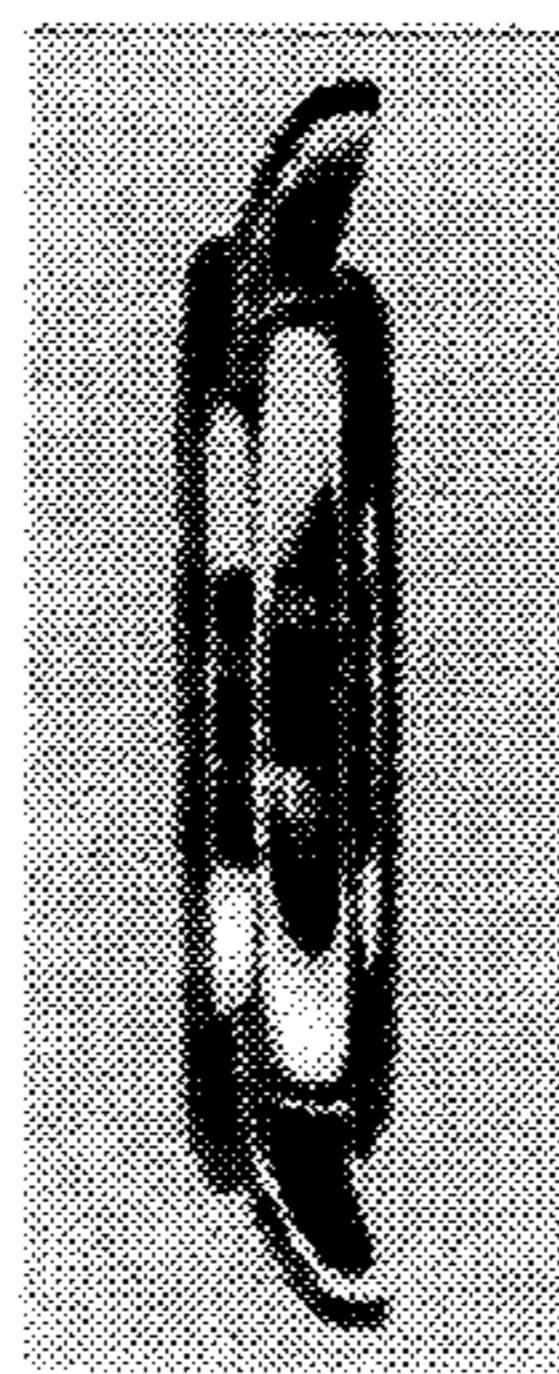


FIG. 6




FIG. 7