



US00D371075S

United States Patent [19] Stonehouse

[11] Patent Number: **Des. 371,075**

[45] Date of Patent: ****Jun. 25, 1996**

[54] BEVERAGE CONTAINER

5,261,558 11/1993 Claydon 220/671

[75] Inventor: **David R. Stonehouse**, London, Great Britain

FOREIGN PATENT DOCUMENTS

[73] Assignee: **Courage Limited**, Staines, United Kingdom

6115554 4/1994 Japan 220/906
2272200 5/1994 United Kingdom 220/906
9325452 12/1993 WIPO 220/906

[**] Term: **14 Years**

OTHER PUBLICATIONS

[21] Appl. No.: **36,546**

Packaging, Dec. 1985, p. 38.

Packaging, Jun. 1989, p. 9.

[22] Filed: **Mar. 22, 1995**

Primary Examiner—Prabhakar G. Deshmukh
Attorney, Agent, or Firm—Lee, Mann, Smith, McWilliams, Sweeney & Ohlson

[30] Foreign Application Priority Data

Sep. 22, 1994 [GB] United Kingdom 2042069

[52] U.S. Cl. **D9/518**

[58] Field of Search D9/500, 503, 504, D9/518; 220/906, 907, 669, 670, 673, 674

[57] CLAIM

The ornamental design for a beverage container, as shown and described.

[56] References Cited

DESCRIPTION

U.S. PATENT DOCUMENTS


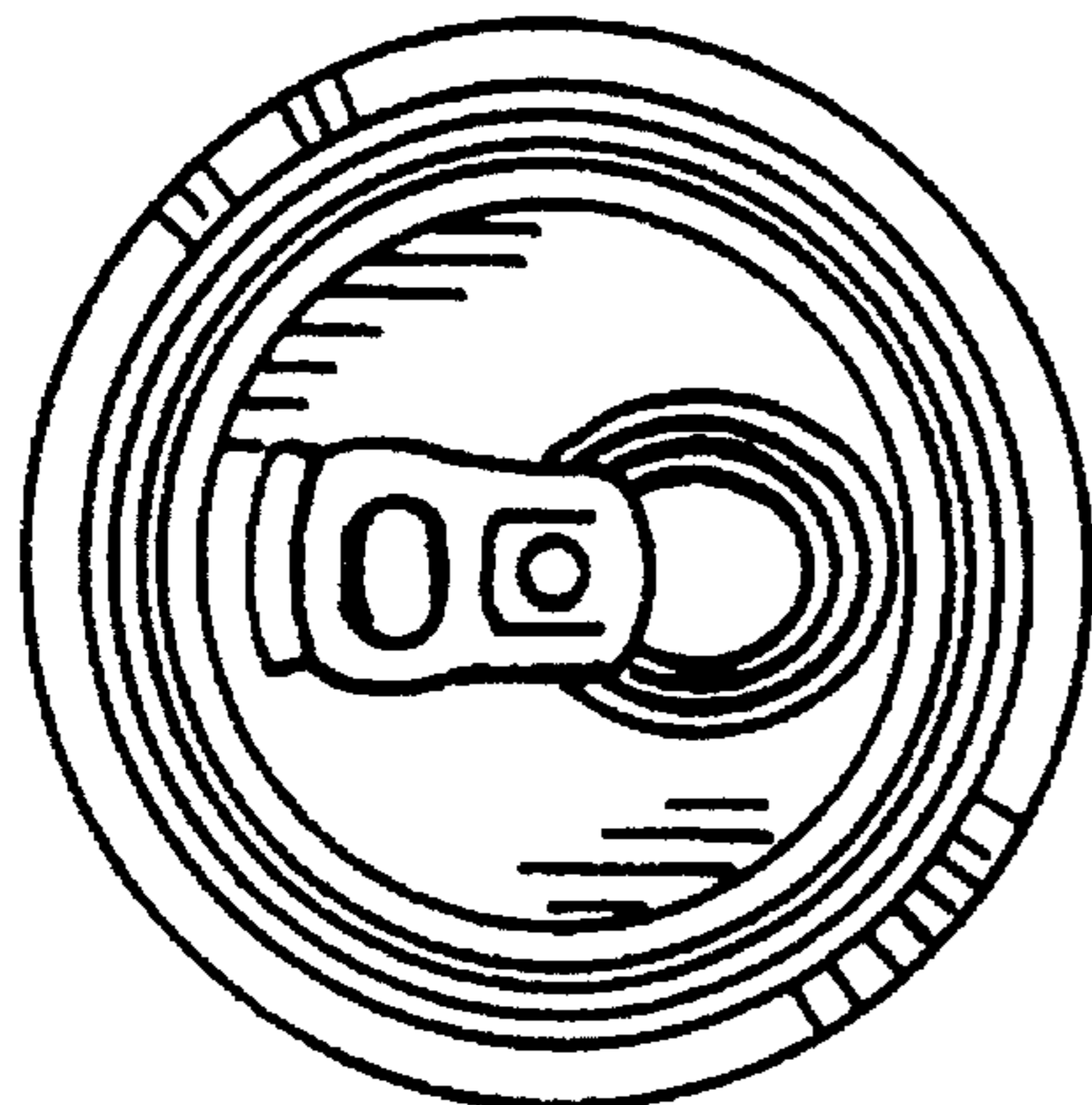
D. 216,422 1/1970 Kochi,II D9/518 X
D. 310,025 8/1990 Foley D9/518
D. 361,476 8/1995 Bidwell D9/518 X
2,335,260 11/1943 Chamberlain 220/670 X
4,559,729 12/1985 White 220/906 X
4,723,681 2/1988 Glerum 220/671

FIG. 1 is a top plan view of a beverage container showing my new design;

FIG. 2 is a side elevational view thereof, with the other sides being identical thereto; and,

FIG. 3 is a bottom plan view thereof.

1 Claim, 1 Drawing Sheet



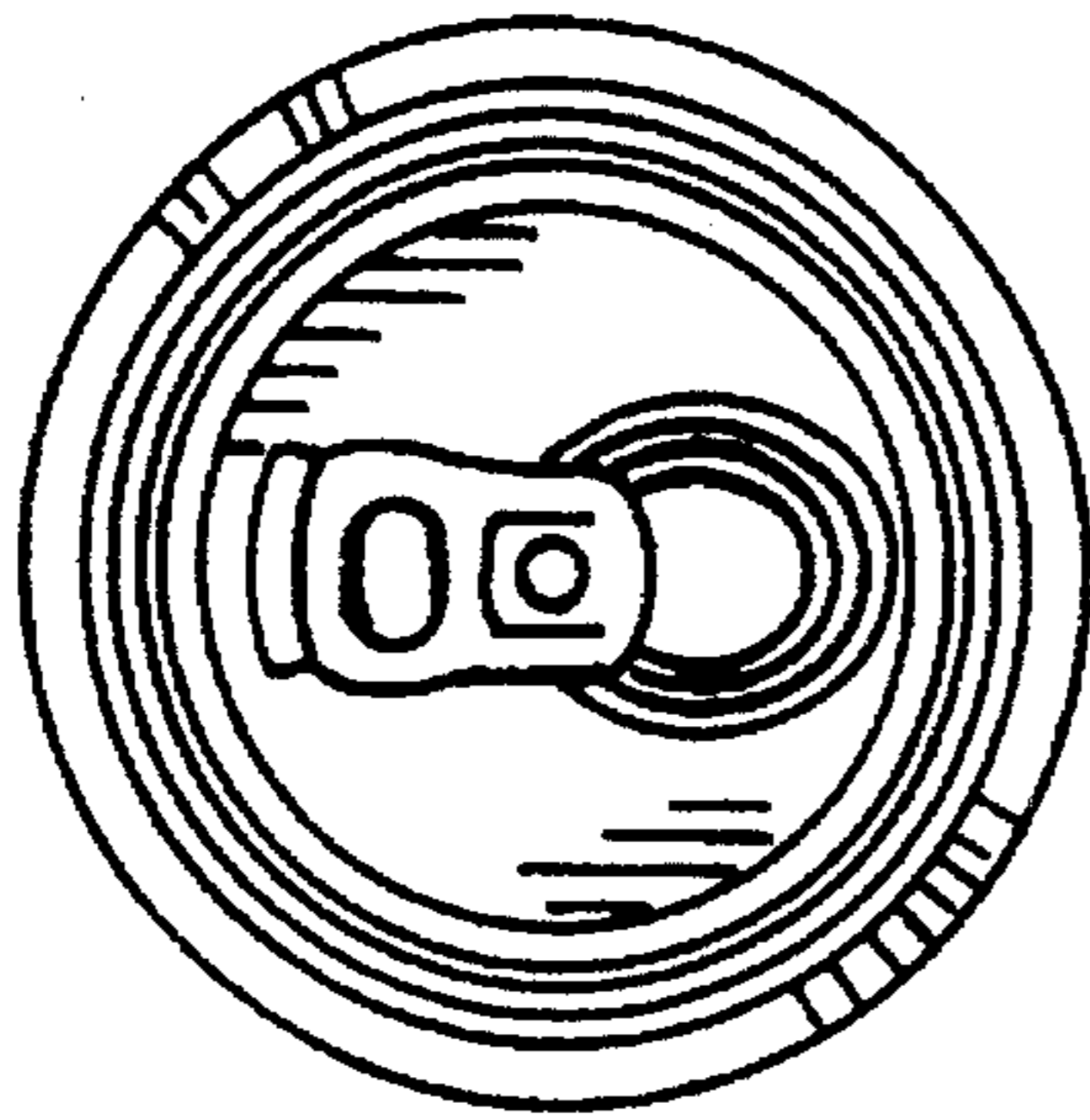


Figure 1




Figure 2




Figure 3