



US00D371062S

United States Patent [19]
Ainscough

[11] **Patent Number: Des. 371,062**

[45] **Date of Patent: **Jun. 25, 1996**

[54] **KNOB**

[75] Inventor: **Frances G. H. Ainscough, McHenry, Ill.**

[73] Assignee: **Newell Operating Company, Freeport, Ill.**

[**] Term: **14 Years**

[21] Appl. No.: **26,770**

[22] Filed: **Aug. 3, 1994**

[52] U.S. Cl. **D8/307**

[58] Field of Search **D8/300, 305, 307, D8/310; 16/110 R, 121**

[56] **References Cited**

U.S. PATENT DOCUMENTS

- D. 180,044 4/1957 Truex D8/307
- D. 355,838 2/1995 Chieda D8/310

OTHER PUBLICATIONS

Phylrich International Cat. 61; ©1965; p. 576-Q; Knob 128/1144.

Primary Examiner—B. J. Bullock
Attorney, Agent, or Firm—Foley & Lardner

[57] **CLAIM**

The ornamental design for a knob, as shown and described.

DESCRIPTION

FIG. 1 is a perspective view of a knob showing my new design;
FIG. 2 is a top plan view thereof;
FIG. 3 is a front view thereof;
FIG. 4 is a bottom plan view thereof;
FIG. 5 is a rear view thereof;
FIG. 6 is a right side elevational view thereof, and;
FIG. 7 is a left side elevational view thereof.

1 Claim, 1 Drawing Sheet




FIG. 1

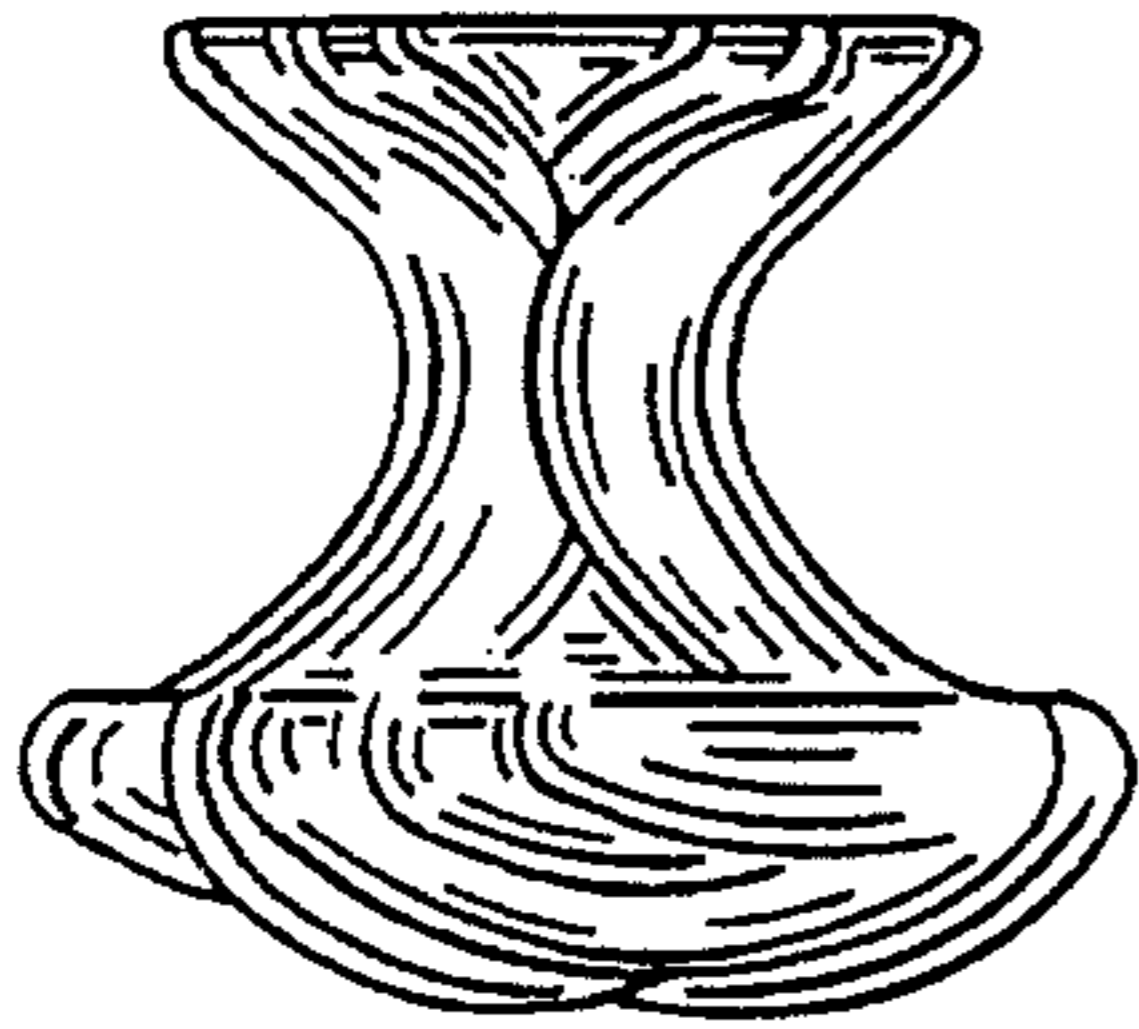



FIG. 2

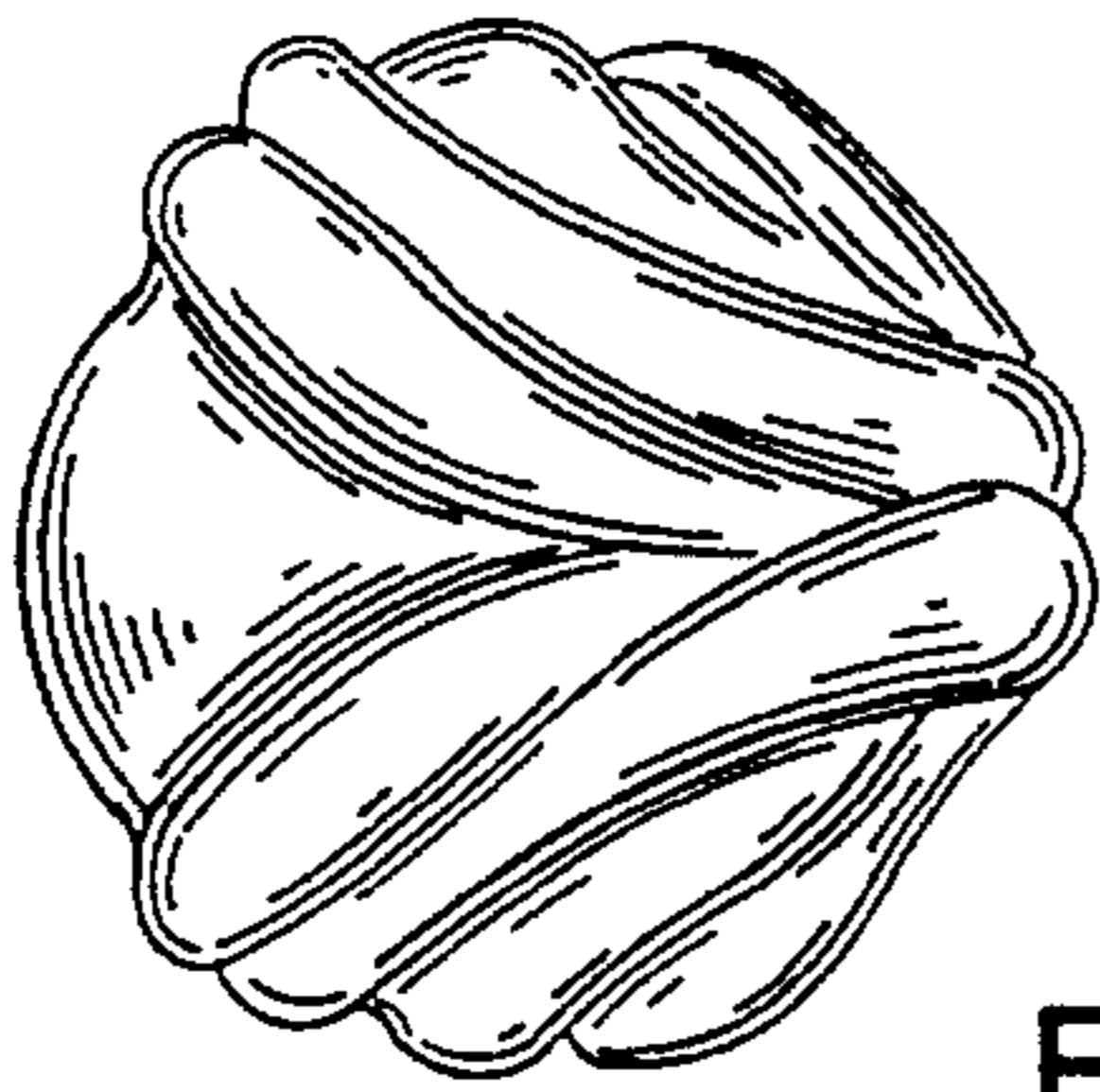


FIG. 3




FIG. 6




FIG. 4




FIG. 7




FIG. 5