



US00D371043S

United States Patent [19]

[11] Patent Number: **Des. 371,043**

Gannon

[45] Date of Patent: ****Jun. 25, 1996**

[54] **BRICK BAKING RACK**

2,779,266 1/1957 Trapani 99/425
4,563,946 1/1986 Barlow et al. 99/DIG. 15 X
4,649,053 3/1987 Lamonica 99/432 X

[76] Inventor: **David V. Gannon**, 31 White Tail La.,
Wallingford, Conn. 06492

Primary Examiner—Antoine Duval Davis
Attorney, Agent, or Firm—Charles Blaich

[**] Term: **14 Years**

[57] **CLAIM**

[21] Appl. No.: **28,469**

The ornamental design for a brick baking rack, as shown and described.

[22] Filed: **Sep. 15, 1994**

[52] U.S. Cl. **D7/354**

DESCRIPTION

[58] **Field of Search** D15/199; D7/213,
D7/323, 354, 355, 356, 359, 362, 367;
34/192; 99/339, 386, 425, 432, 443 C,
447, 477, 430, 450, 429, DIG. 14, DIG. 15;
126/21 A; 219/388, 400, 681, 701; 426/243,
456, 466, 505, 523, 520

FIG. 1 is a perspective view from the left illustrating my new ornamental design;
FIG. 2 is a top plan view thereof;
FIG. 3 is a bottom plan view thereof;
FIG. 4 is a side cross sectional view on line 4—4 shown in FIG. 1 thereof; and,
FIG. 5 is a cross sectional view on line 5—5 shown in FIG. 1 thereof.

[56] **References Cited**

U.S. PATENT DOCUMENTS

1,718,668 6/1929 Smythe 99/432 X
1,913,337 6/1933 Manicke 99/DIG. 15 X

1 Claim, 1 Drawing Sheet

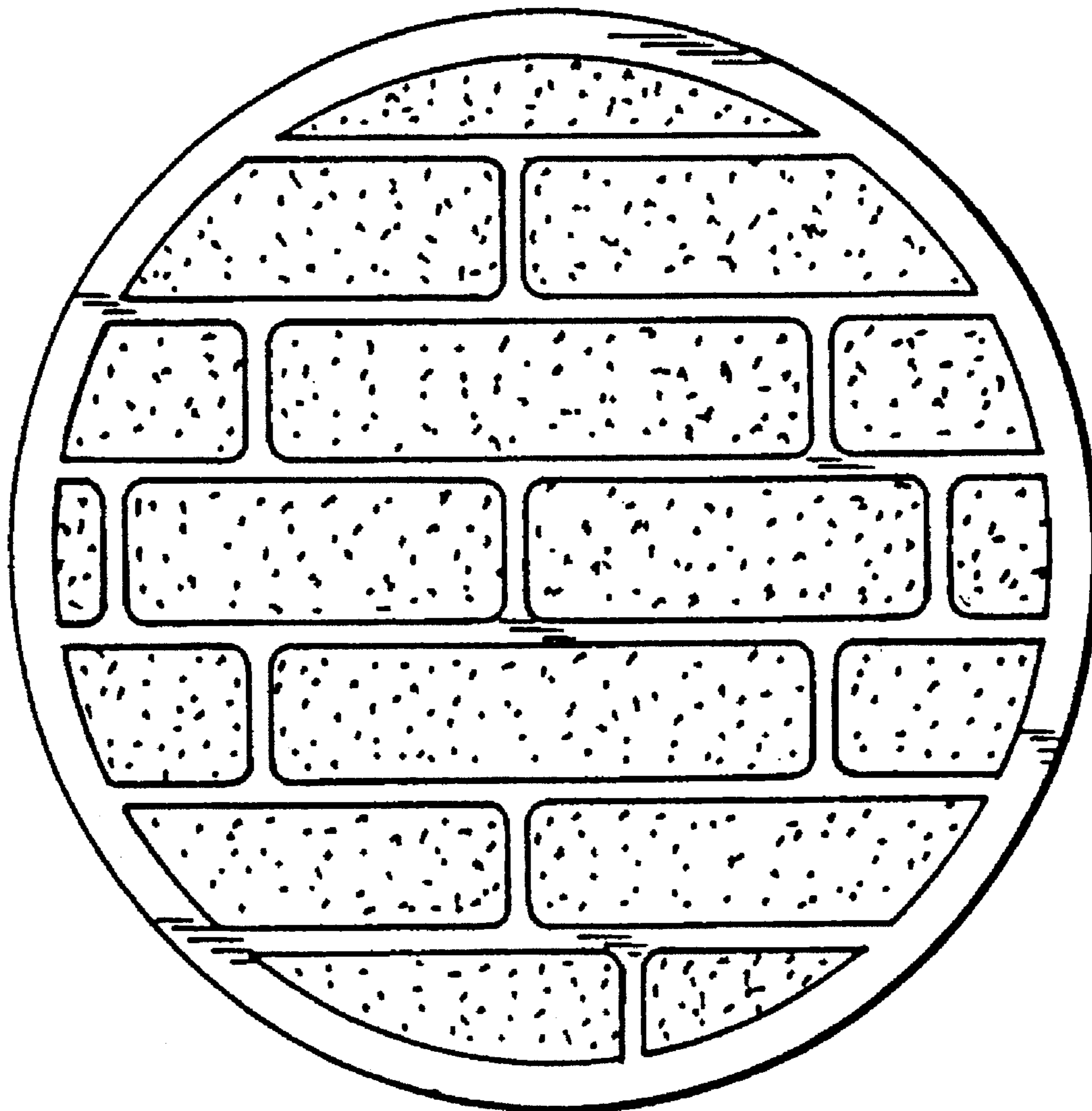


FIG. 1

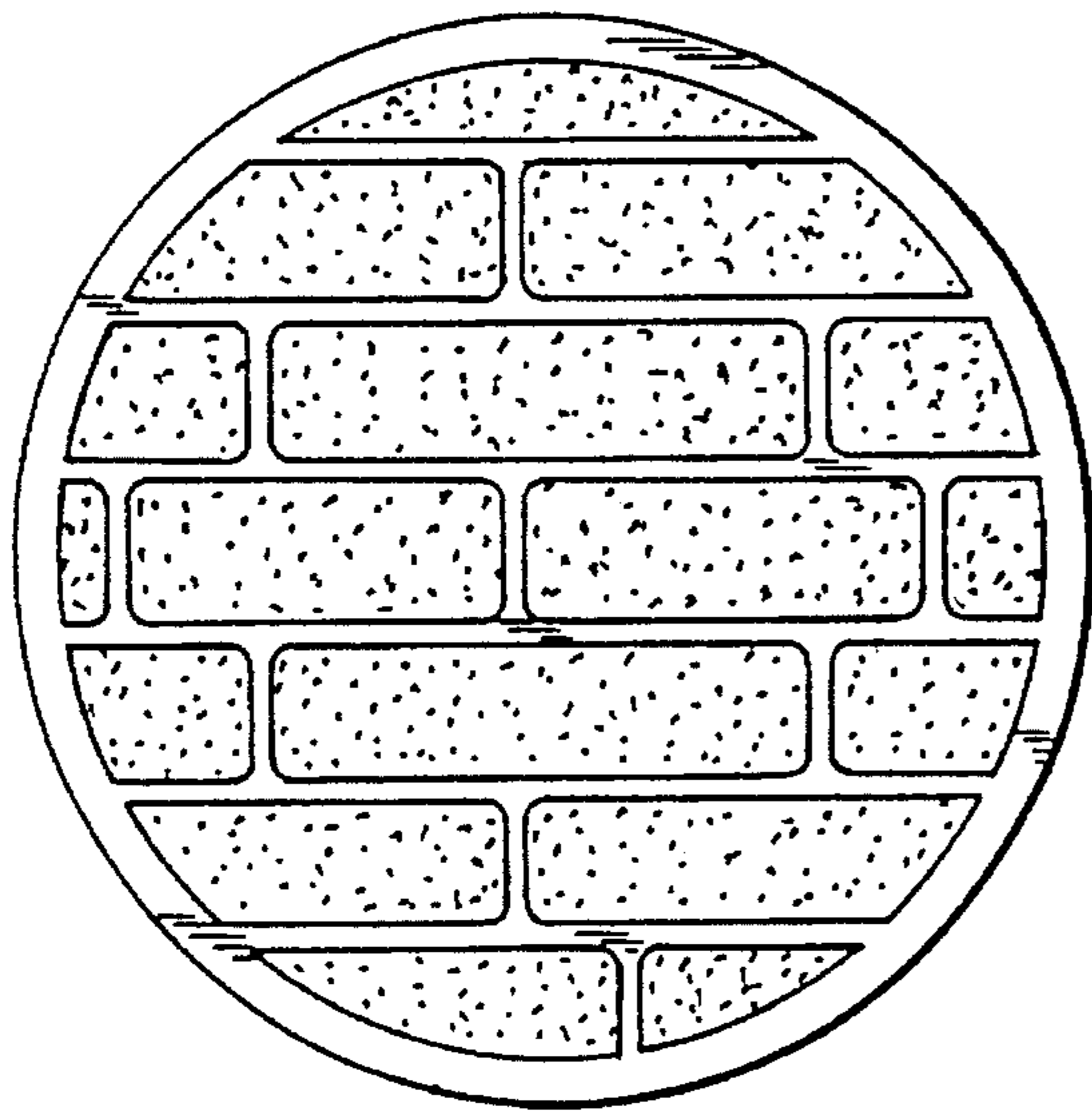
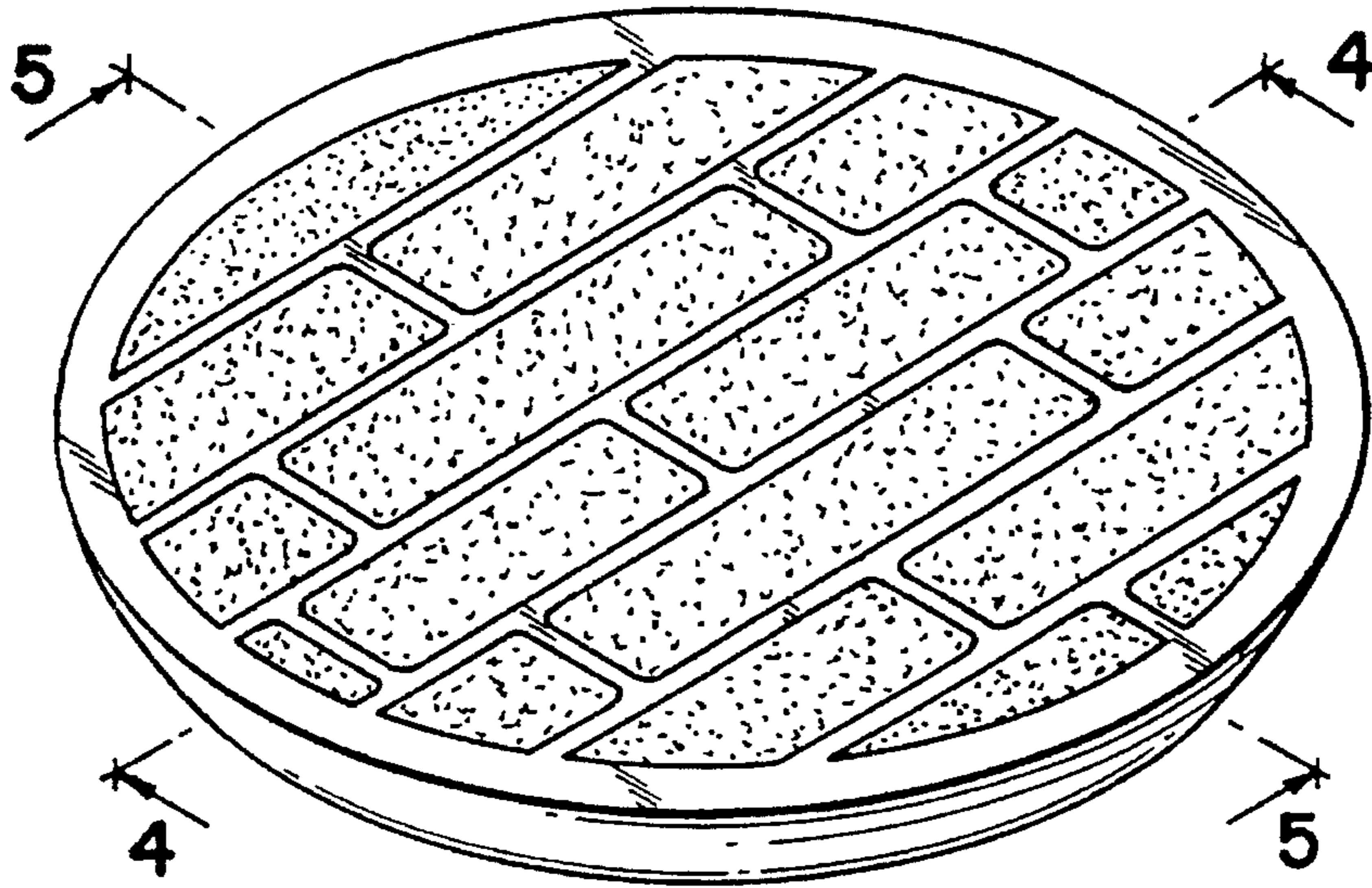


FIG. 2

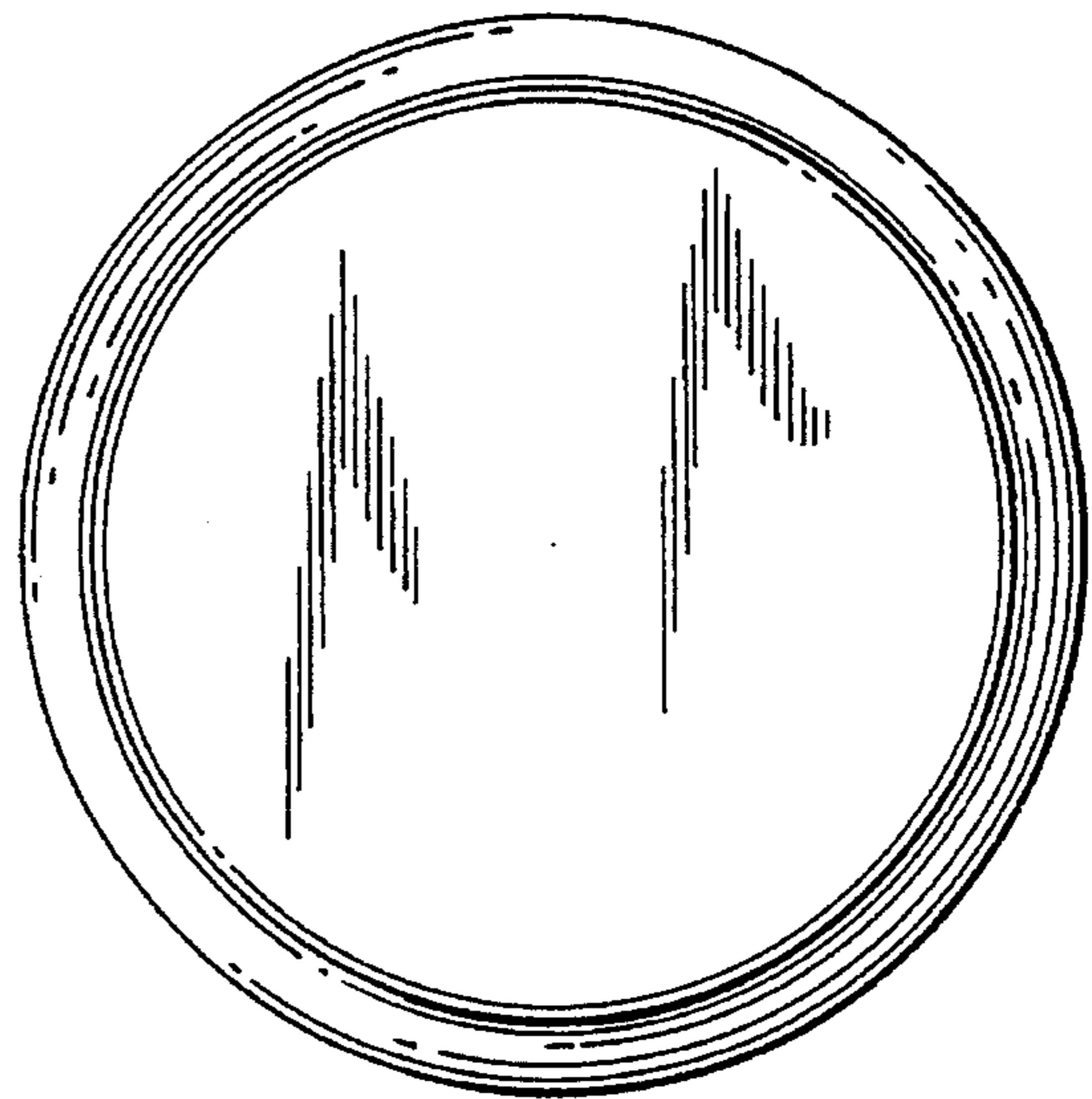


FIG. 3



FIG. 4



FIG. 5