



US00D371042S

United States Patent [19]

Ozaki et al.

[11] Patent Number: Des. 371,042

[45] Date of Patent: **Jun. 25, 1996

[54] MICROWAVE OVEN

[75] Inventors: **Norikazu Ozaki; Hisayoshi Matoba; Tatsuyoshi Asawa**, all of Nara, Japan

[73] Assignee: **Matsushita Electric Industrial Co., Ltd.**, Osaka, Japan

[**] Term: 14 Years

[21] Appl. No.: 36,896

[22] Filed: Mar. 30, 1995

[30] Foreign Application Priority Data

Oct. 19, 1994 [JP] Japan 6-31852

[52] U.S. Cl. D7/351

[58] Field of Search D7/350, 351; 126/275 R, 126/275 E, 19 M, 21 A; 219/391, 402, 10.55 R, 10.55 A, 756-758

[56] References Cited

U.S. PATENT DOCUMENTS

D. 267,621 1/1983 Harada et al. D7/351

D. 292,259	10/1987	Ishibashi	D7/351
D. 294,104	2/1988	Fujimoto et al.	D7/350
D. 318,397	7/1991	Jung	D7/351
D. 334,109	3/1993	Kim	D7/351
D. 360,103	7/1995	Kim	D7/351

Primary Examiner—Ruth McInroy
Attorney, Agent, or Firm—Sughrue, Mion, Zinn, Macpeak & Seas

[57] CLAIM

The ornamental design for a microwave oven, as shown.

DESCRIPTION

FIG. 1 is a perspective view of the top, front and right side of a microwave oven showing our new design; FIG. 2 is a front elevational view thereof; FIG. 3 is a top plan view thereof; FIG. 4 is a left side elevational thereof; FIG. 5 is a right side elevational thereof; FIG. 6 is a rear elevational view thereof; and, FIG. 7 is a bottom plan view thereof.

1 Claim, 3 Drawing Sheets




FIG. 1




FIG. 2




FIG. 3

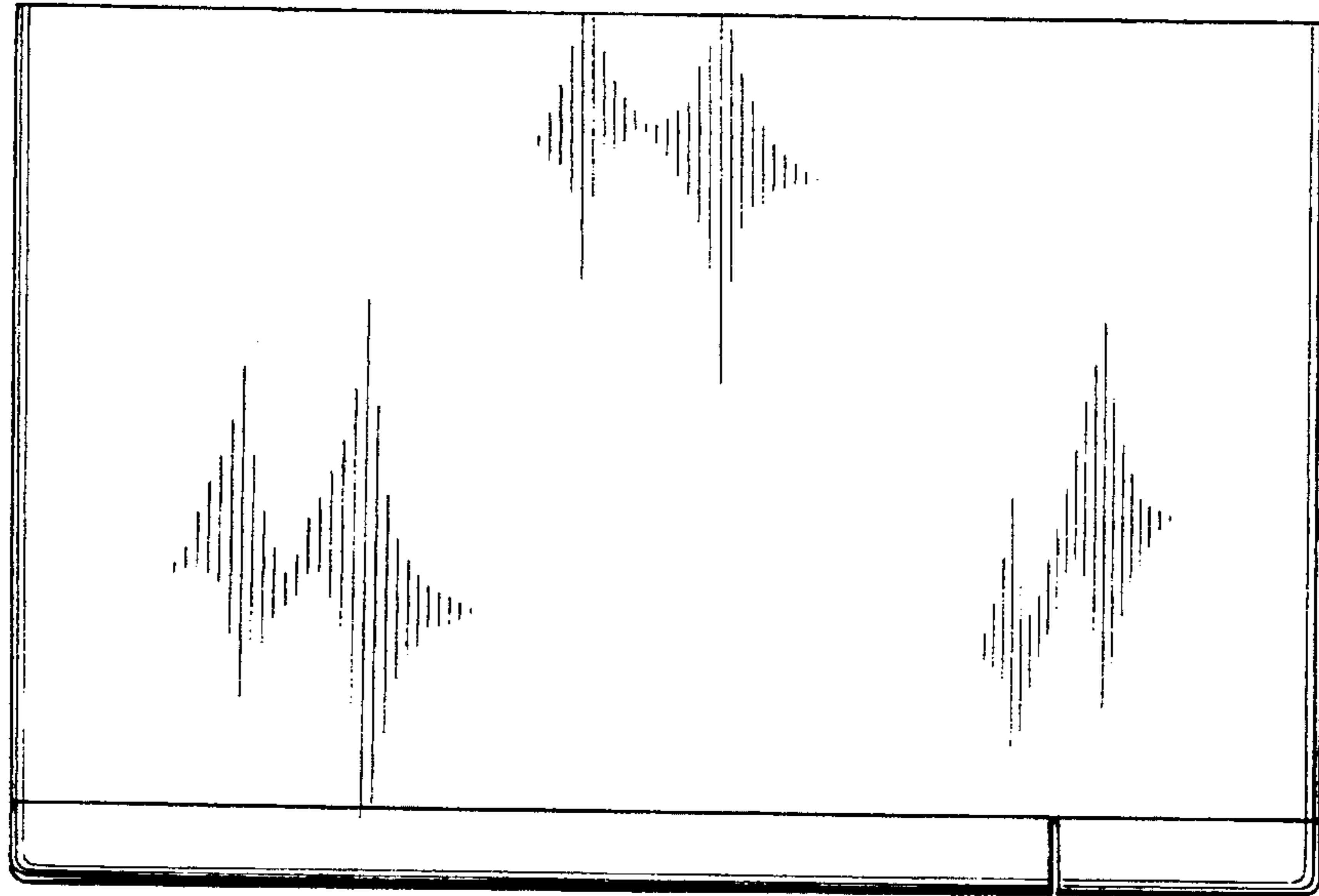


FIG. 4

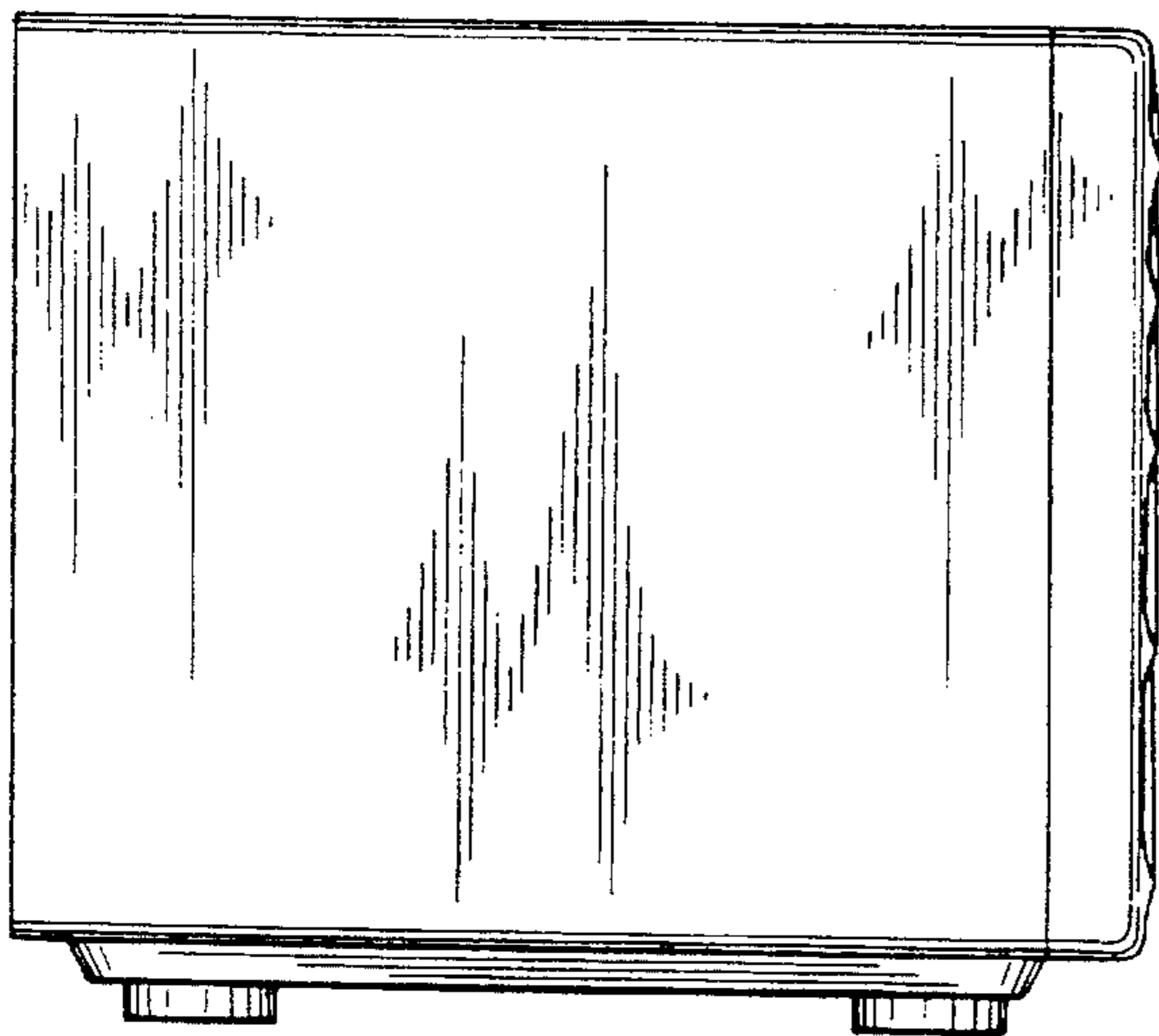


FIG. 5

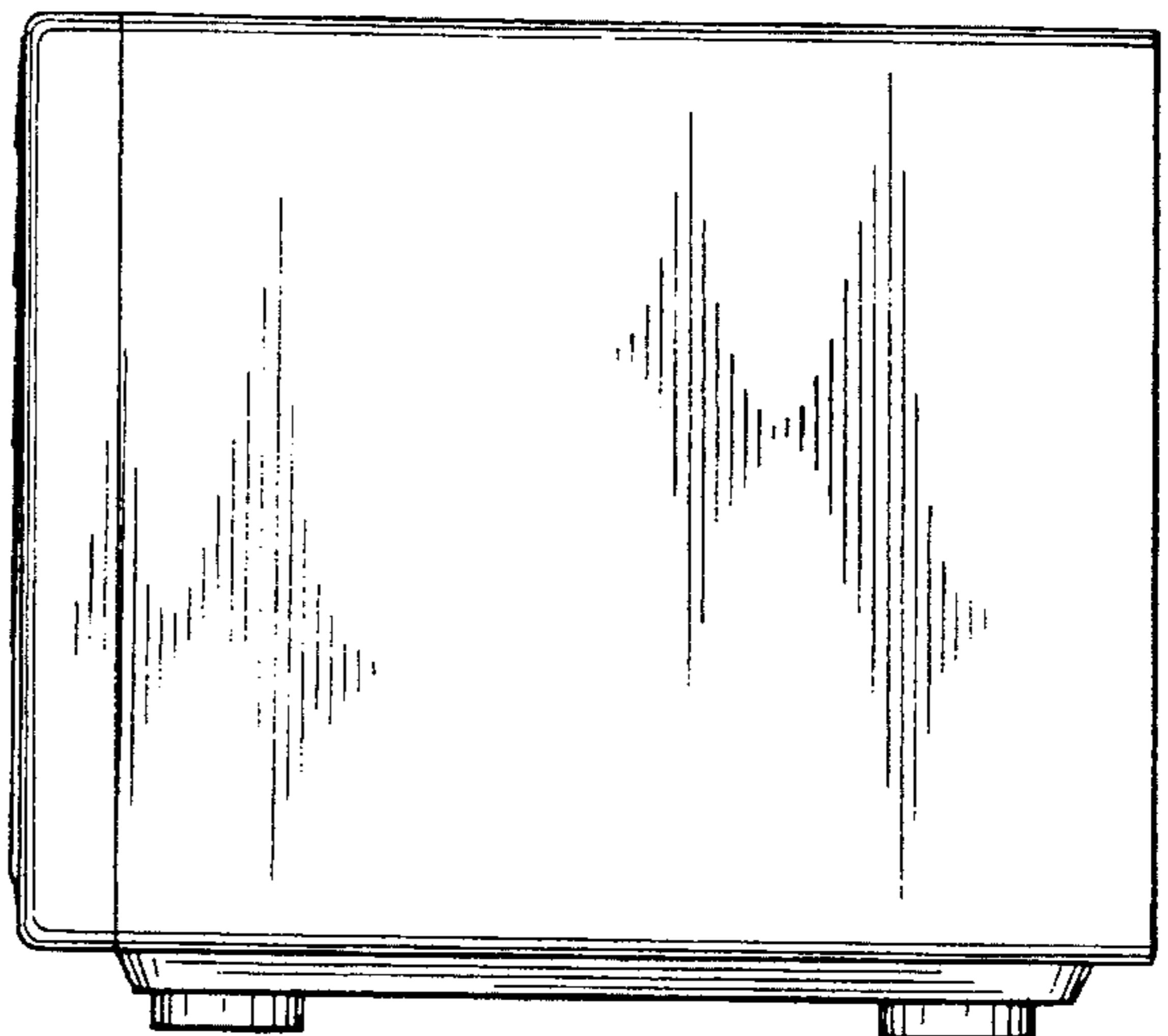


FIG. 6

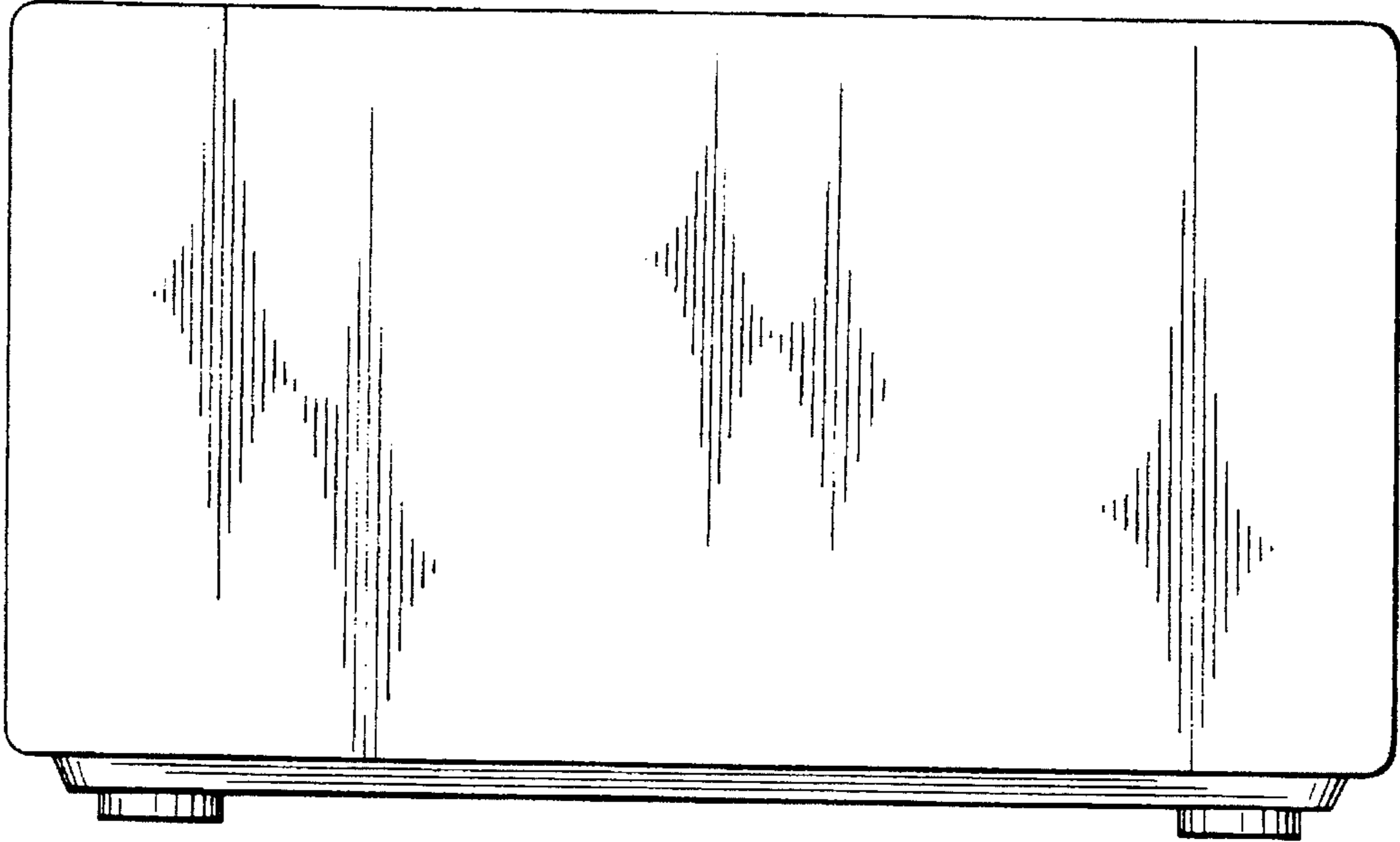


FIG. 7

