



US00D371026S

United States Patent [19]

[11] Patent Number: **Des. 371,026**

Hendler et al.

[45] Date of Patent: ****Jun. 25, 1996**

[54] **MERCHANDISING FIXTURE**

5,303,830 4/1994 Metcalf .

[76] Inventors: **Lewis M. Hendler**, 1420 Greenwalt Rd., Huntingdon Valley, Pa. 19006;
Neal M. Menaged, 1714 Fredendall Cir., South Hampton, Pa. 18966

[**] Term: **14 Years**

[21] Appl. No.: **23,581**

[22] Filed: **May 27, 1994**

[52] U.S. Cl. **D6/491; D6/509**

[58] Field of Search D6/491, 479, 465,
D6/509, 572; 211/189, 182, 187; 248/423,
407

[56] **References Cited**

U.S. PATENT DOCUMENTS

2,802,576	8/1957	Kelling .	
2,815,130	12/1957	Franks	211/187 X
3,297,374	1/1967	Radek	211/187
3,856,146	12/1974	Levine .	
3,948,581	4/1976	Helmar et al.	D6/497 X
3,971,477	7/1976	Bruderly et al. .	
4,018,340	4/1977	Gold	211/187 X
4,034,682	7/1977	Bizinover et al.	211/187 X
4,093,078	6/1978	Radek .	
4,561,550	12/1985	Franklin .	
4,697,712	10/1987	Valiulis .	
4,785,946	11/1988	Sorensen .	
5,016,764	5/1991	Bauer .	
5,205,421	4/1993	Bustos .	

OTHER PUBLICATIONS

Jones Fashion Merchandisers ©1980, TMF 202 at top left.
Lozier—Jan. 15, 1981, p. 1302, Frame w/o legs at top.
Lozier—Sep. 15, 1980, p. 1303, center Frame at top left.
Undated assembly instructions entitled "Philips Eckerds Gondola Space Saver"—Mar. 1994.

Primary Examiner—Janice E. Seeger
Attorney, Agent, or Firm—Harness, Dickey & Pierce

[57] **CLAIM**

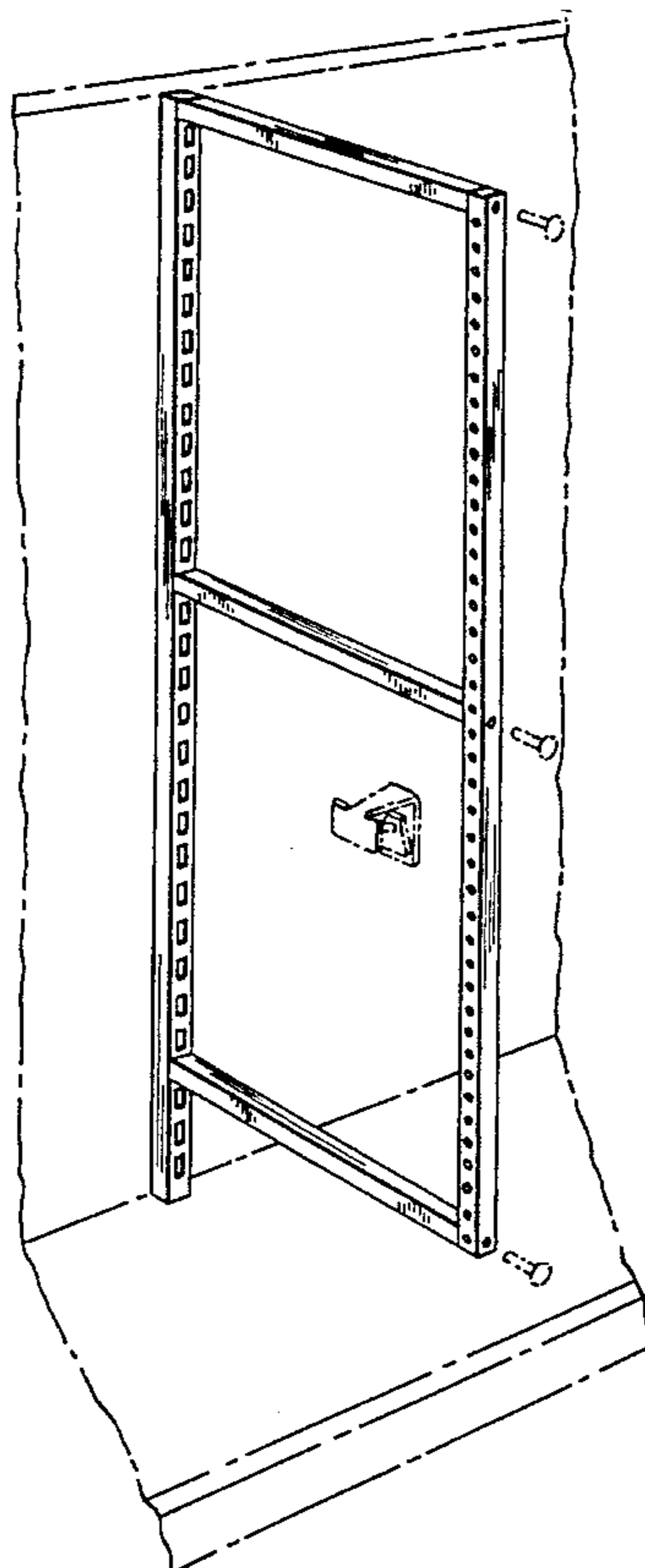
The ornamental design for a merchandising fixture, as shown and described.

DESCRIPTION

FIG. 1 is a perspective left side and front view of a merchandising fixture constructed in accordance with the teachings of the present invention;
FIG. 2 is a front view thereof;
FIG. 3 is a top view thereof;
FIG. 4 is a perspective rear side and front view thereof; and,
FIG. 5 is a bottom view thereof.

It is to be understood that the hidden line showing throughout the drawings is for illustrative purposes only and forms no part of the subject invention. It is to be further understood that the bottom surfaces of the upper and middle horizontal members are flat and unornamented.

1 Claim, 2 Drawing Sheets



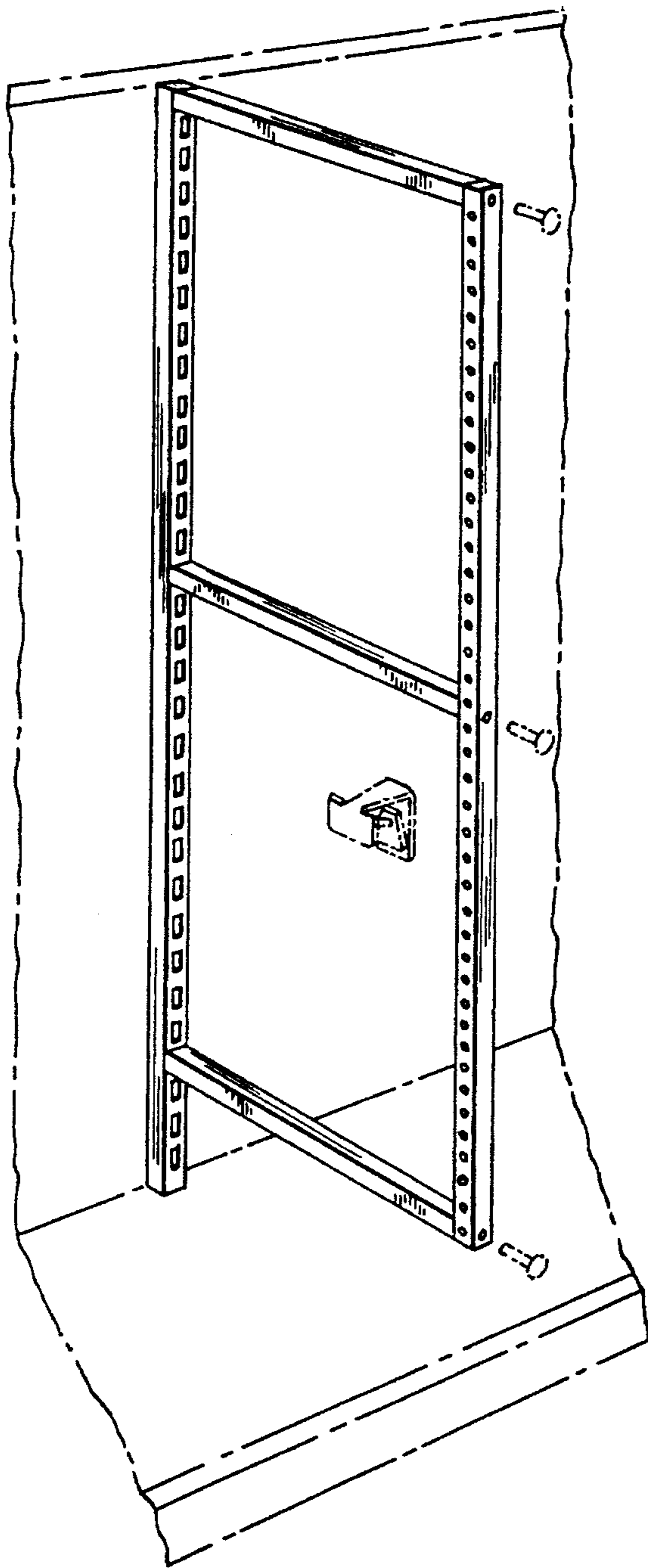


Fig-1

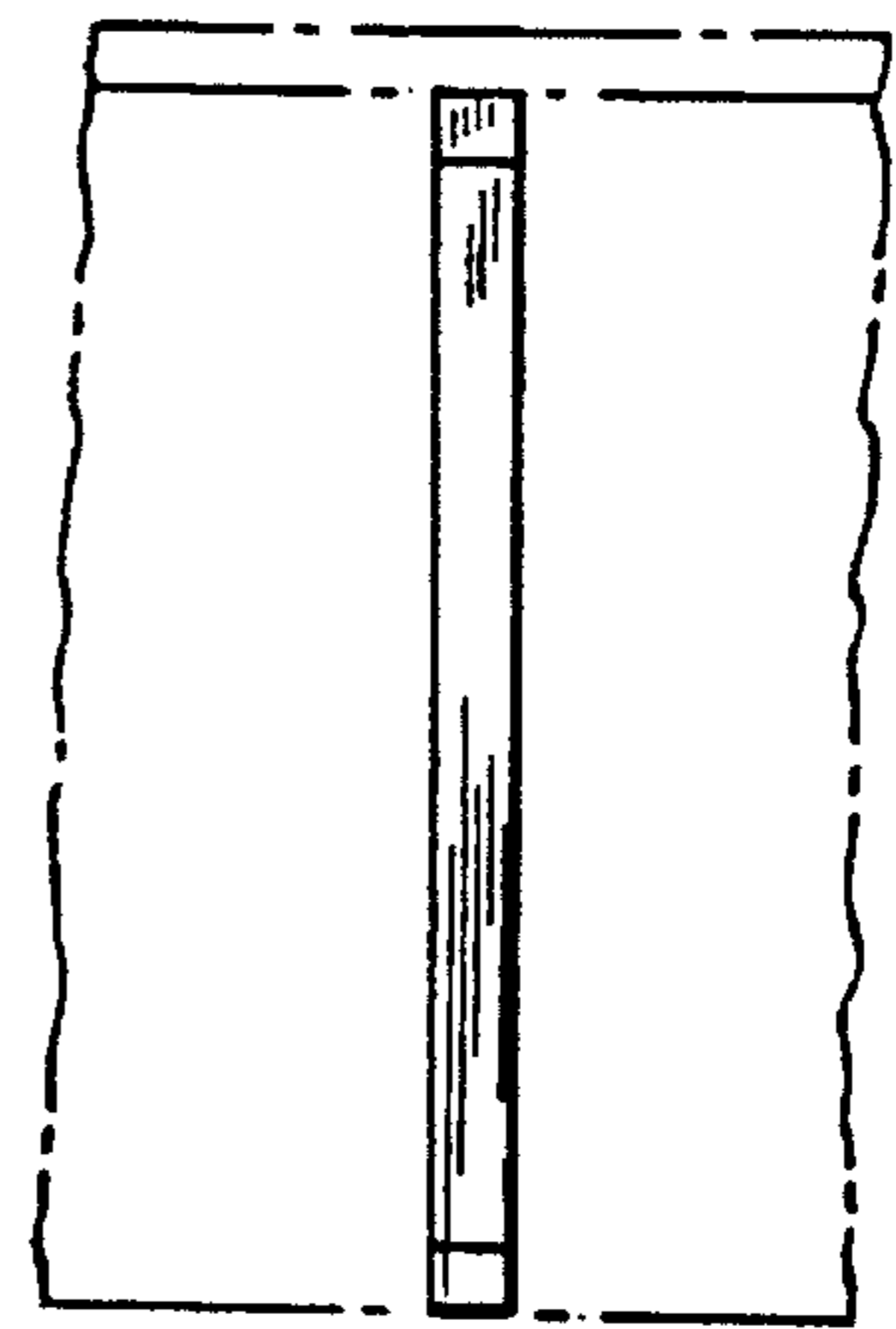


Fig-3

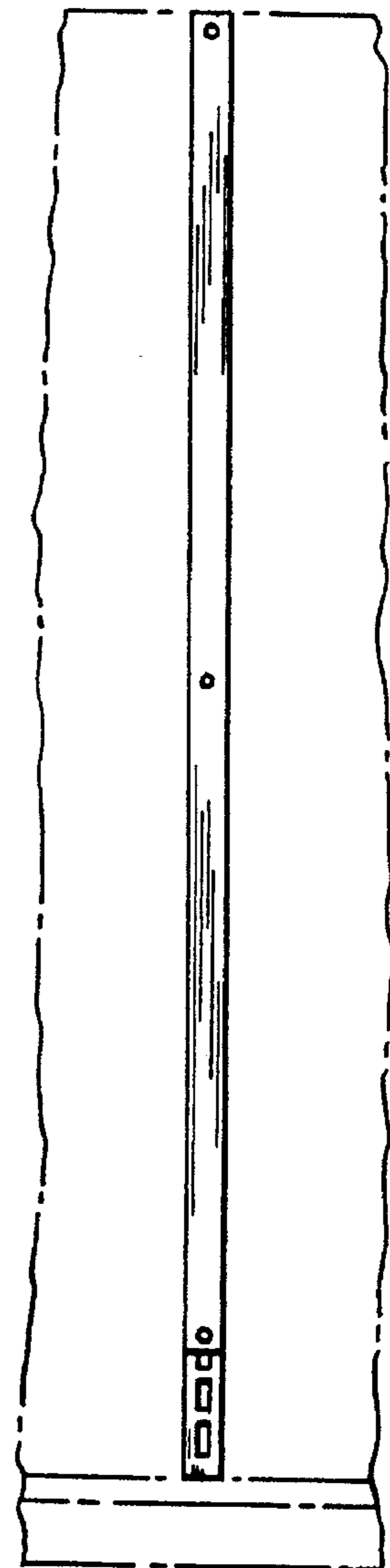


Fig-2

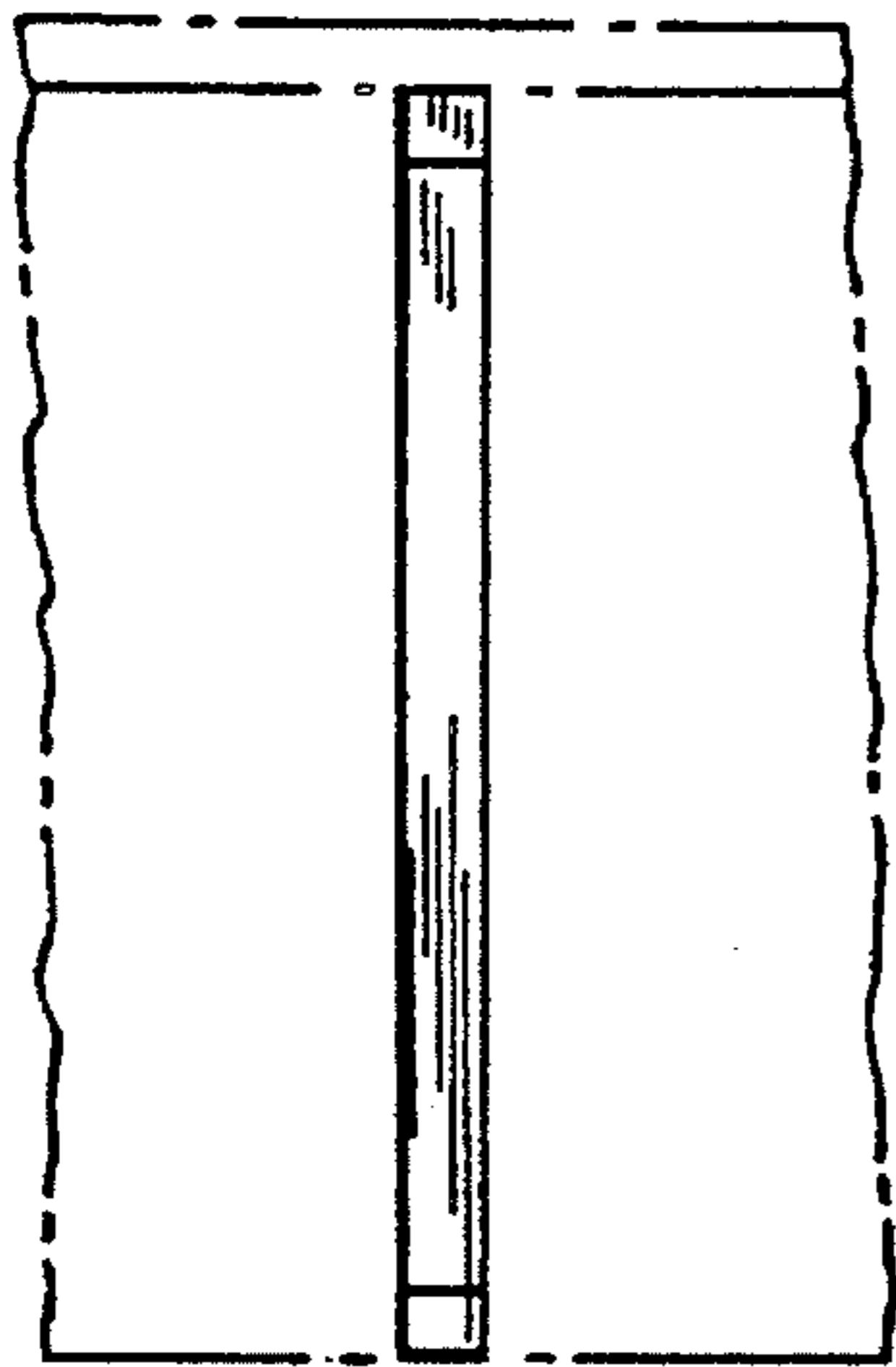


Fig-5

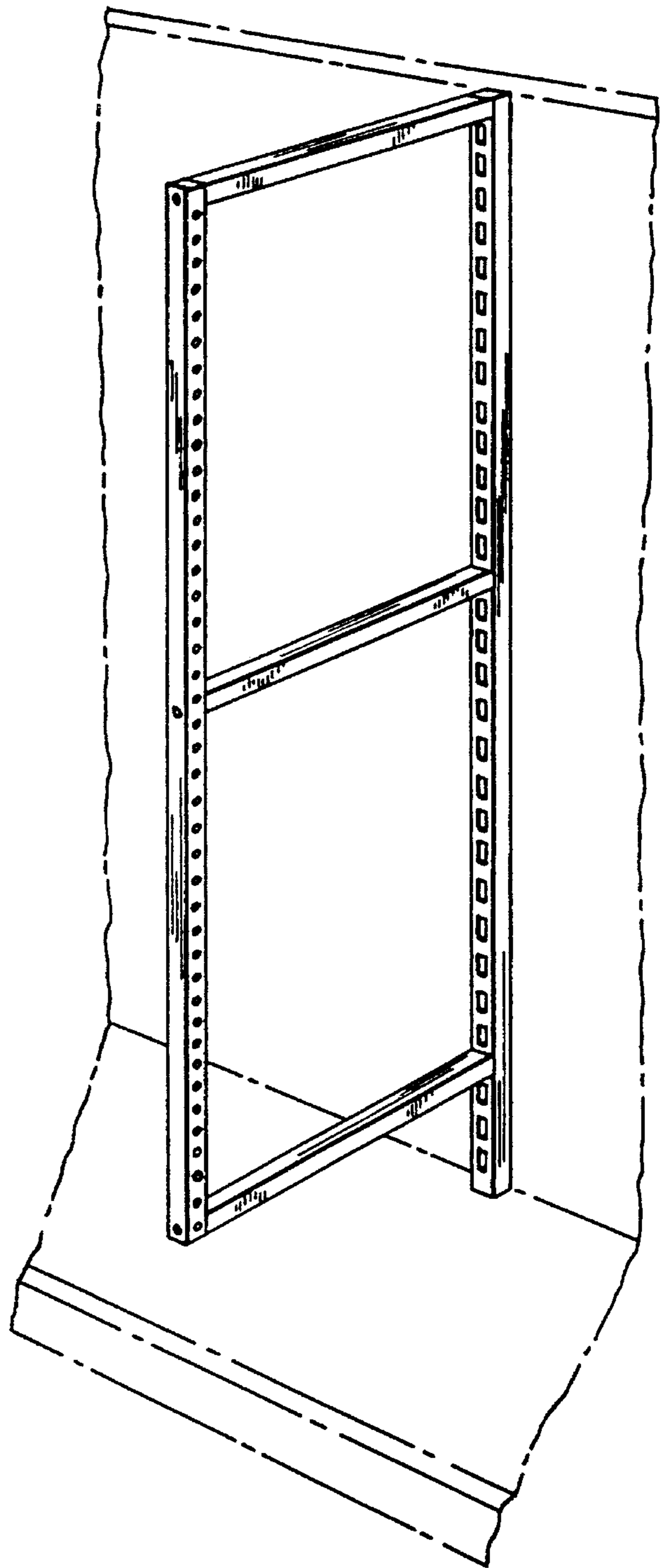


Fig-4