



US00D371021S

# United States Patent [19]

Pine et al.

[11] Patent Number: **Des. 371,021**

[45] Date of Patent: **\*\*Jun. 25, 1996**

- [54] **EXPANDABLE BOOKSHELF**
- [75] Inventors: **Eli S. Pine, Nutley; Gayle R. Rosenberg**, Secausus, both of N.J.
- [73] Assignee: **Dynatec International, Inc.**, Salt Lake City, Utah
- [\*\*] Term: **14 Years**
- [21] Appl. No.: **33,401**
- [22] Filed: **Jan. 12, 1995**
- [52] U.S. Cl. .... **D6/449; D6/407**
- [58] Field of Search ..... D6/440, 450, 451, D6/555, 421; 248/441.1, 448, 460; 211/40, 43, 134, 175, 41, 42; 206/424

4,099,624	7/1978	McKearin	.....	211/42
4,106,735	8/1978	Partain et al.	.....	211/43 X
4,682,696	7/1987	Sheu et al.	.....	211/43
4,993,558	2/1991	Assael	.....	211/40
5,227,958	7/1993	Glomski et al.	.....	211/41 X
5,295,596	3/1994	Squitieri	.....	211/175
5,325,792	7/1994	Mulloy	.....	211/43 X

*Primary Examiner*—James M. Gandy  
*Assistant Examiner*—S. Snapp  
*Attorney, Agent, or Firm*—Workman Nydegger Seeley

### [57] CLAIM

The ornamental design for an expandable bookshelf, as shown and described.

### DESCRIPTION

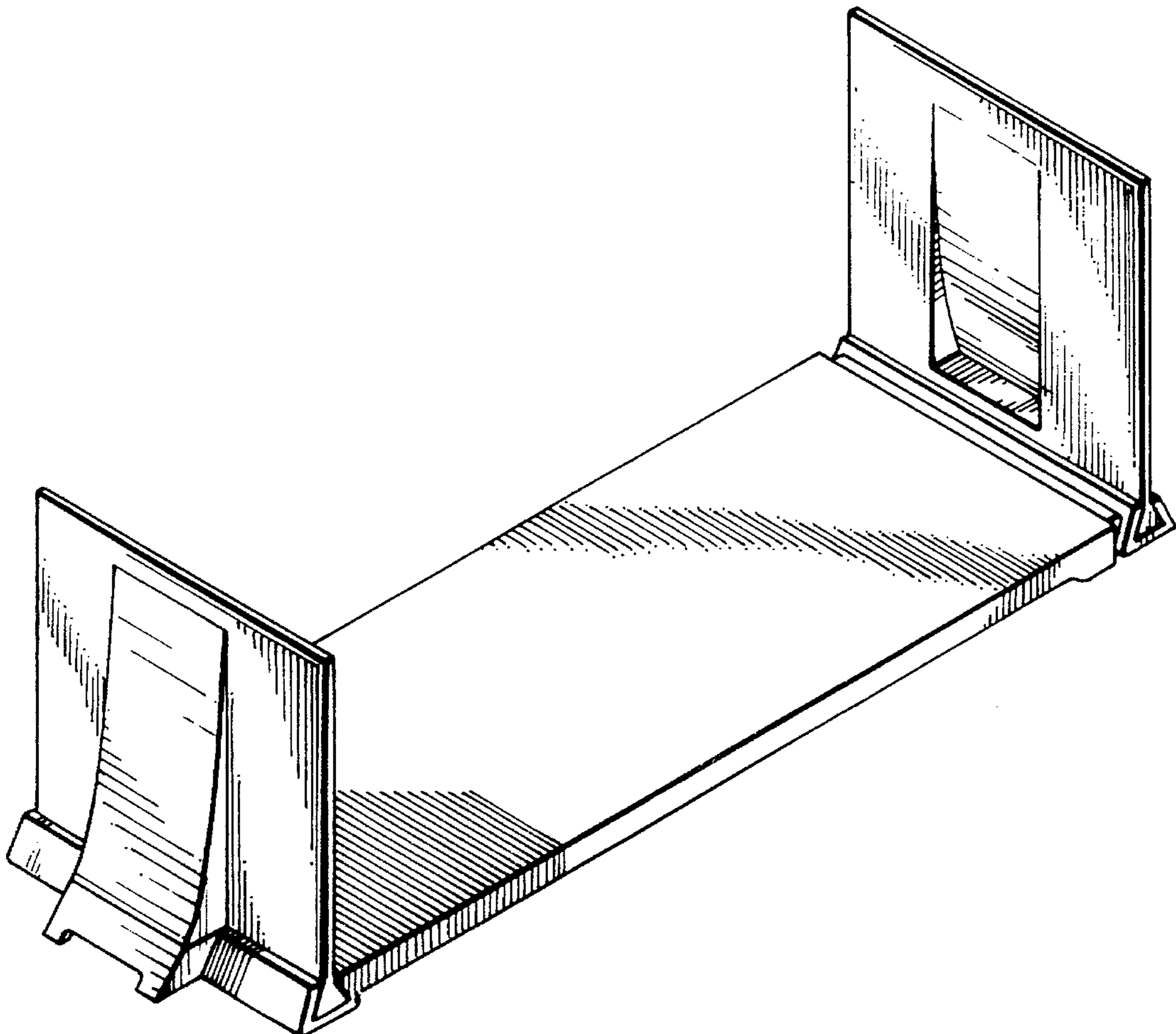
FIG. 1 is a perspective view of the expandable bookshelf; FIG. 2 is a top plan view thereof; FIG. 3 is an elevation view from what shall be referred to as the front of the expandable bookshelf; FIG. 4 is a bottom plan view thereof; FIG. 5 is an elevation view from what shall be referred to as the rear of the expandable bookshelf; and, FIG. 6 is an elevation view from either side of the expandable bookshelf.

**1 Claim, 3 Drawing Sheets**

### [56] References Cited

#### U.S. PATENT DOCUMENTS

D. 228,109	8/1973	Woods	.....	D6/407
D. 272,592	2/1984	Woods	.....	D6/407
1,682,060	8/1928	Banks	.....	211/43
1,768,379	6/1930	Smith	.....	40/651
1,891,420	12/1932	Jaquith	.....	211/43
1,898,533	2/1933	Harriman	.....	211/43 X
2,545,844	3/1951	Cougias	.....	211/43
3,850,303	11/1974	Franklin	.....	211/134



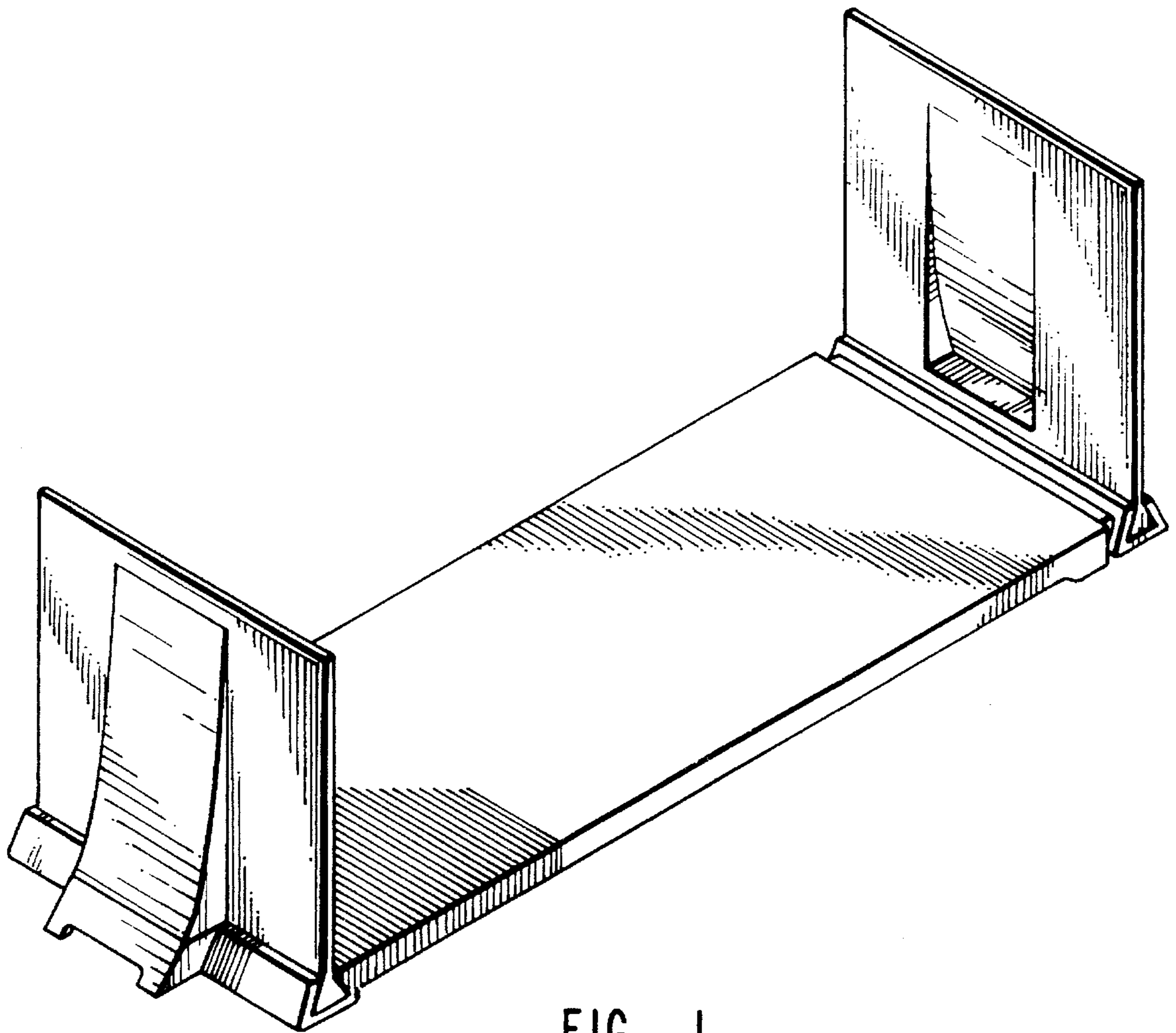


FIG. 1

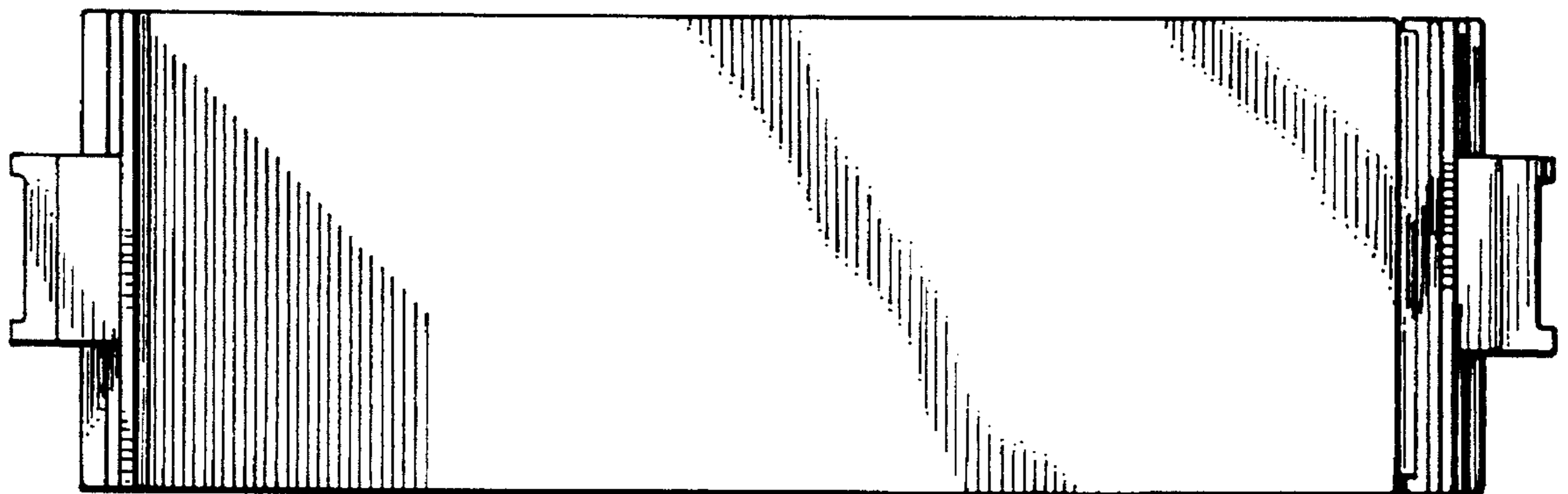


FIG. 2




FIG. 3

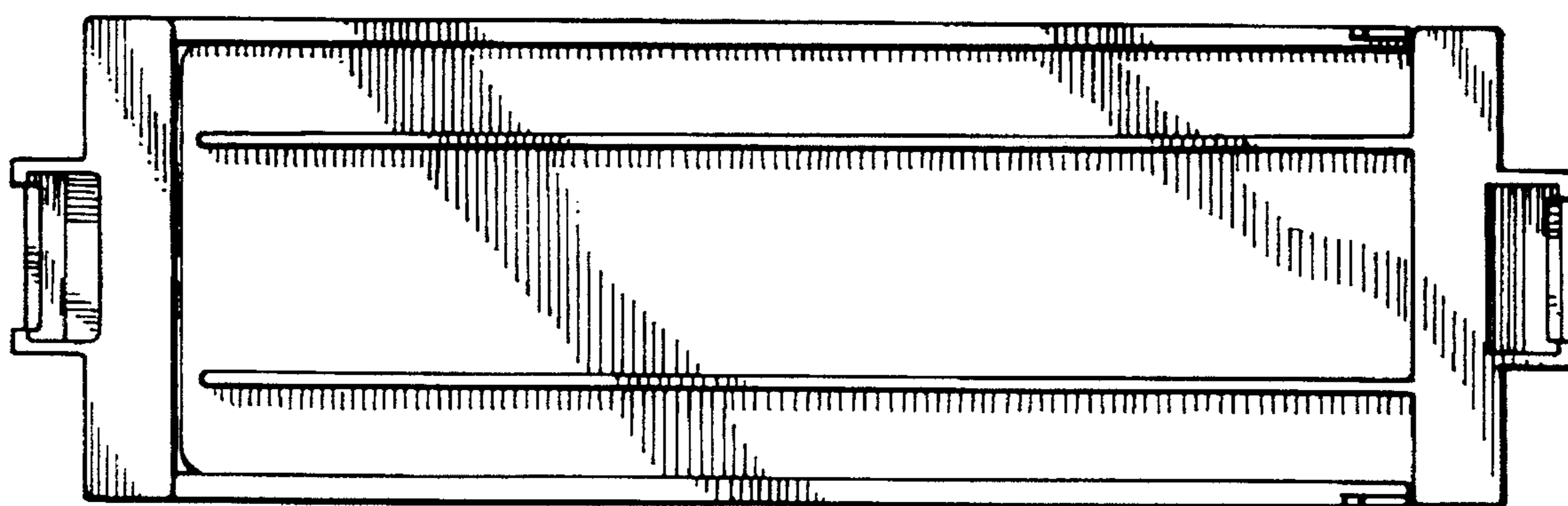


FIG. 4




FIG. 5

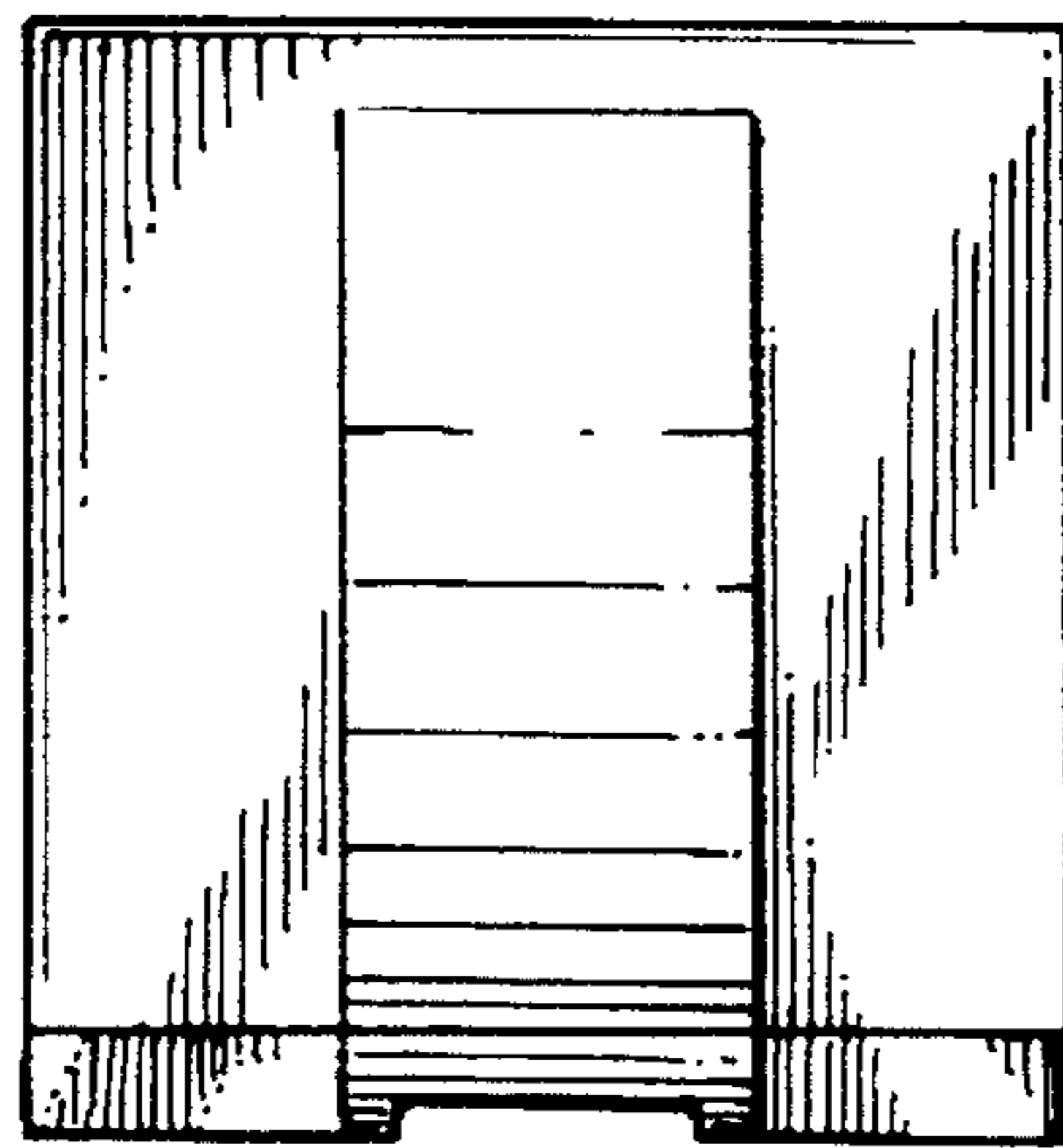


FIG. 6