



US00D371020S

# United States Patent [19]

Paus

[11] Patent Number: **Des. 371,020**

[45] Date of Patent: **\*\*Jun. 25, 1996**

[54] **CABINET**

D. 360,088 7/1995 Walters, III et al. .... D6/439

[75] Inventor: **Michael J. Paus**, High Point, N.C.

### OTHER PUBLICATIONS

[73] Assignee: **Universal Furniture Industries, Inc.**,  
High Point, N.C.

“Acclamation” by Thomasville Jun. 1983; back cover; door  
chest #18211-335 Center right on page.

[\*\*] Term: **14 Years**

*Primary Examiner*—Carmen H. Vales-Lado  
*Attorney, Agent, or Firm*—Edgar A. Zarins; Malcolm L.  
Sutherland

[21] Appl. No.: **36,358**

### [57] CLAIM

[22] Filed: **Mar. 17, 1995**

[52] U.S. Cl. .... **D6/444**

The ornamental design for a cabinet, as shown and  
described.

[58] Field of Search ..... D6/432-448; 312/204,  
312/223, 224, 225

### DESCRIPTION

### [56] References Cited

FIG. 1 is a perspective view of a cabinet showing my new  
design;

#### U.S. PATENT DOCUMENTS


FIG. 2 is a front elevational view thereof;

D. 38,437	1/1907	Flynn	.....	D6/444
D. 42,171	2/1912	Jennings	.....	D6/448
D. 50,275	2/1917	Jansen	.....	D6/436
D. 72,718	5/1927	Morrow et al.	.....	D6/438
D. 188,499	8/1960	Shears	.....	D6/444
D. 340,153	10/1993	Keller	.....	D6/434

FIG. 3 is a top plan view thereof; and,

FIG. 4 is a left side elevational view as seen when in use, the  
right side being a mirror image thereof.

**1 Claim, 3 Drawing Sheets**








Fig - 1






Fig - 2




Fig - 3

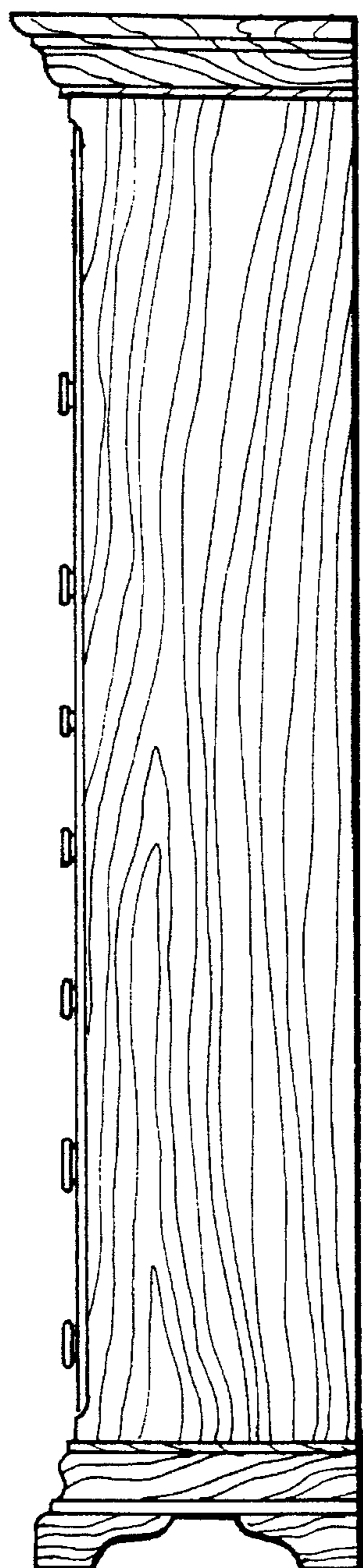


Fig - 4