



US00D370987S

United States Patent [19]
Santarsiero

[11] **Patent Number: Des. 370,987**
[45] **Date of Patent: **Jun. 18, 1996**

[54] **FLASHLIGHT**
[75] **Inventor: Paul S. Santarsiero, Avon, Conn.**
[73] **Assignee: Black & Decker Inc., Newark, Del.**
[**] **Term: 14 Years**
[21] **Appl. No.: 34,509**
[22] **Filed: Feb. 6, 1995**
[52] **U.S. Cl. D26/43**
[58] **Field of Search D26/37, 43, 44,
D26/46, 49, 60, 62; 362/157, 158, 184,
188, 189, 191, 198, 199, 200, 396**

5,385,500 1/1995 Schmidt 362/189 X

FOREIGN PATENT DOCUMENTS

685931 8/1986 Japan D26/43

Primary Examiner—Susan J. Lucas
Attorney, Agent, or Firm—Barry E. Deutsch

[57] **CLAIM**

The ornamental design for a flashlight, as shown and described.

DESCRIPTION

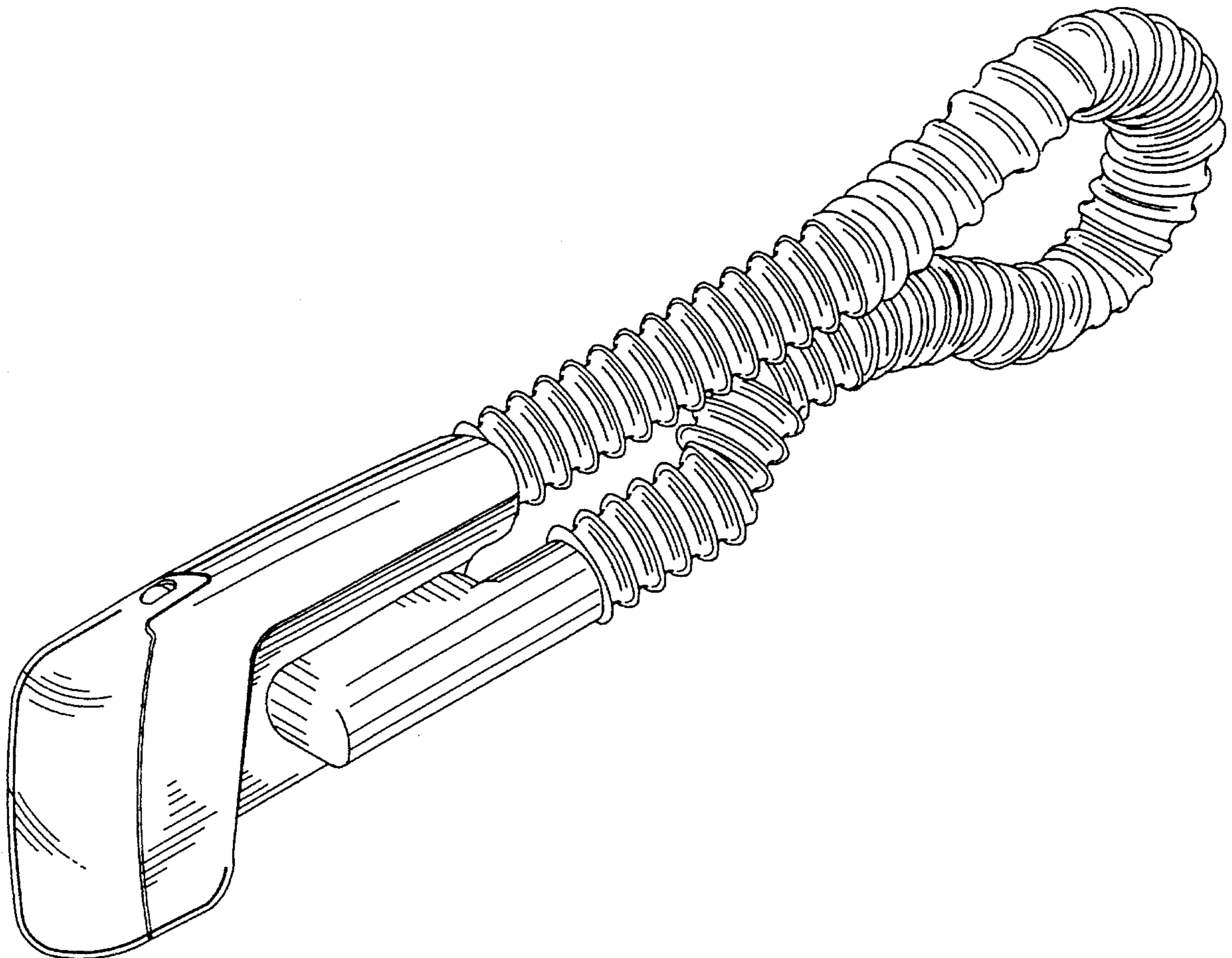
FIG. 1 is a perspective view taken from the front, right side and top of a flashlight showing my new design;
FIG. 2 is a top plan view thereof;
FIG. 3 is a bottom plan view thereof;
FIG. 4 is a front elevational view thereof;
FIG. 5 is a rear elevational view thereof;
FIG. 6 is a right side elevational view thereof; and,
FIG. 7 is a left side elevational view thereof.

[56] **References Cited**

U.S. PATENT DOCUMENTS

D. 314,246 1/1991 Bache D26/62
D. 320,463 10/1991 Pettersen et al. D26/46
D. 328,146 7/1992 Sinsteden D26/49
D. 337,839 7/1993 Zeller D26/43
3,111,277 11/1963 Grimsley D26/43 X
4,903,178 2/1990 Englot et al. 362/199 X

1 Claim, 3 Drawing Sheets



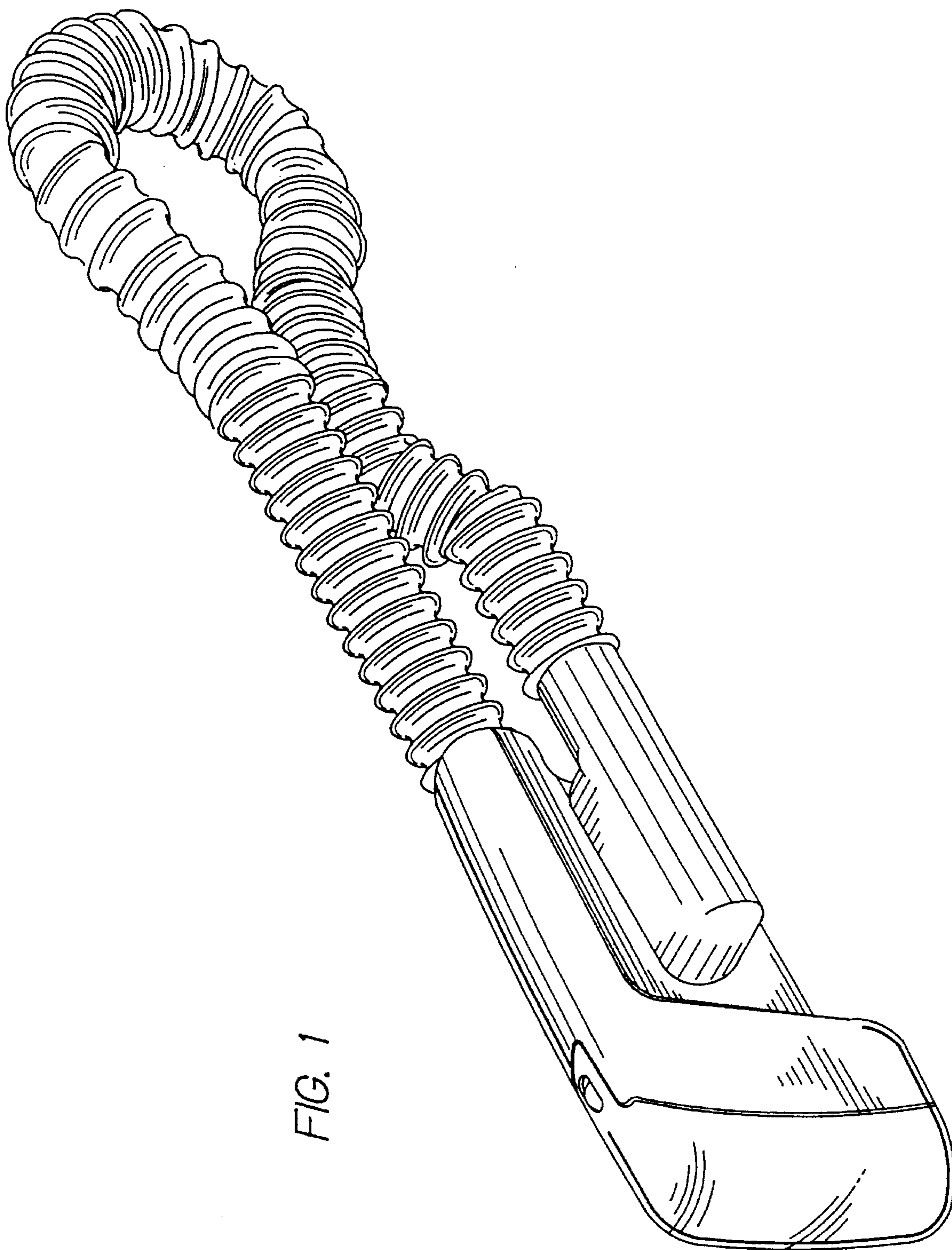


FIG. 1

FIG. 2




FIG. 3




FIG. 4

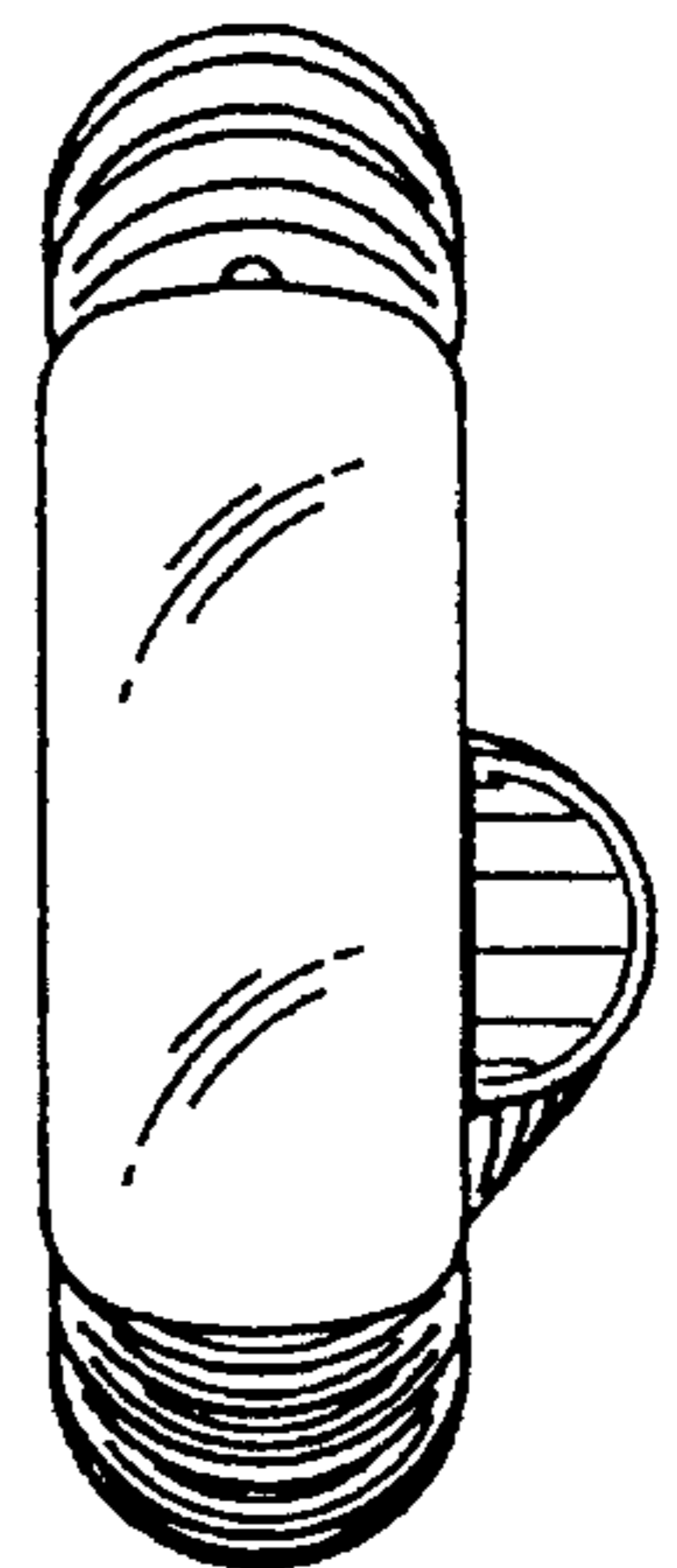


FIG. 5




FIG. 6

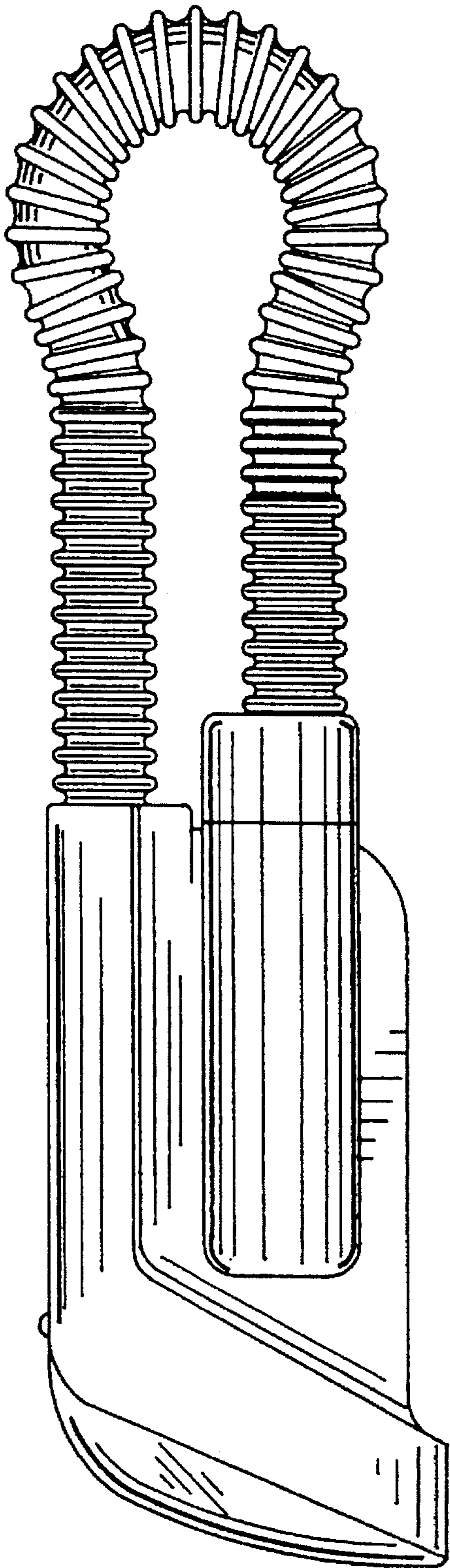


FIG. 7

