



US00D370963S

# United States Patent [19]

Daansen

[11] Patent Number: **Des. 370,963**

[45] Date of Patent: **\*\*Jun. 18, 1996**

[54] **CHECK VALVE FOR DISPENSER PUMP**

[76] Inventor: **Warren S. Daansen**, P.O. Box 614,  
Nashua, N.H. 03061

[\*\*] Term: **14 Years**

[21] Appl. No.: **41,977**

[22] Filed: **Jul. 28, 1995**

[52] U.S. Cl. .... **D23/235**

[58] Field of Search ..... **D23/233-237,**  
**D23/244-249; 137/844, 853, 883, 843,**  
**356; D24/129, 110, 112; D8/73; 251/4**

[56] **References Cited**

**U.S. PATENT DOCUMENTS**

D. 153,064	3/1949	Hammon	.....	D23/235
D. 210,747	4/1968	Anson	.....	D8/73
D. 308,724	6/1990	Ennis, III et al.	.....	D24/112
D. 311,437	10/1990	Datta et al.	.....	D23/233
D. 357,734	4/1995	Mongeon	.....	D24/129
2,783,324	2/1957	Brown et al.	.....	137/853
4,607,659	8/1986	Cole	.....	251/4

**FOREIGN PATENT DOCUMENTS**

1353811 4/1963 France ..... 137/853

**OTHER PUBLICATIONS**

*Sweet's General Building & Renovation Catalog*,  
1994—Section 08 710—Simplex—Unicam Co. on p. 1.

*Primary Examiner*—Louis S. Zarfes  
*Assistant Examiner*—Gregory Andoll  
*Attorney, Agent, or Firm*—Vernon C. Maine


[57] **CLAIM**

The ornamental design for a check valve for dispenser pump, as shown and described.

**DESCRIPTION**

FIG. 1 is a lower-end perspective view of the check valve for dispenser pump;  
FIG. 2 is an upper-end perspective view thereof;  
FIG. 3 is a side elevation thereof;  
FIG. 4 is a bottom plan elevation thereof; and,  
FIG. 5 is a top plan elevation thereof.

**1 Claim, 1 Drawing Sheet**






FIG. 1

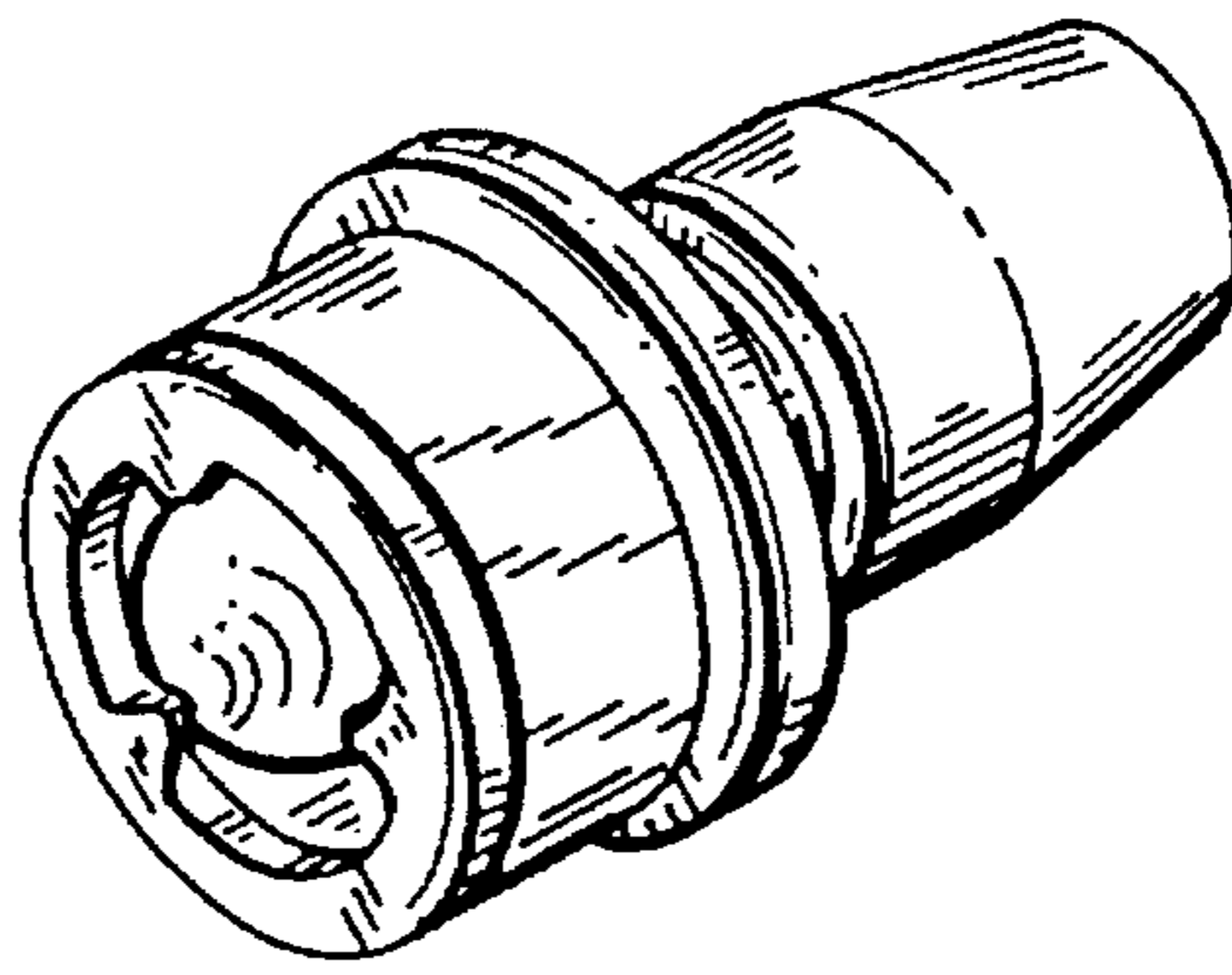


FIG. 2

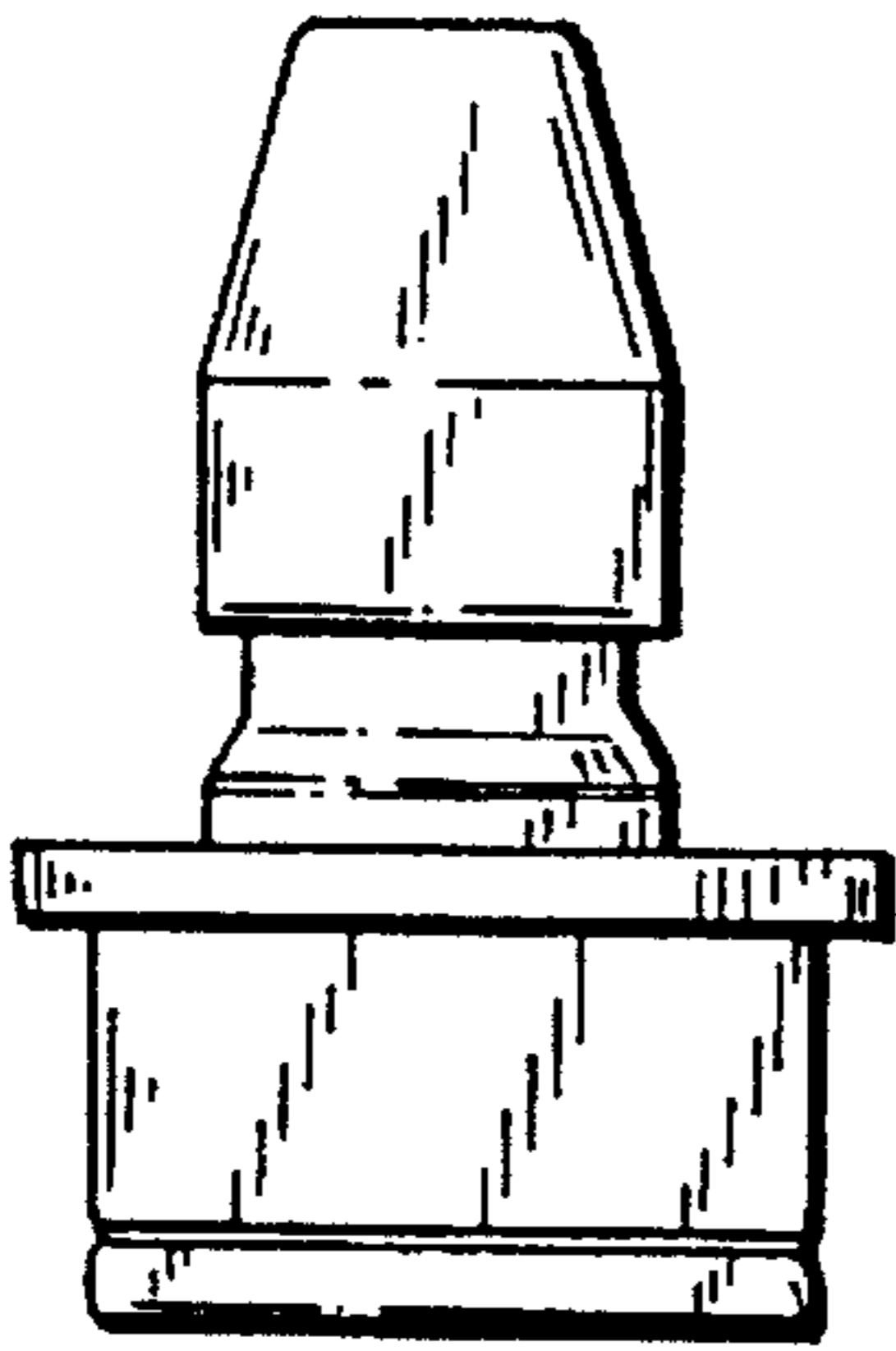


FIG. 3

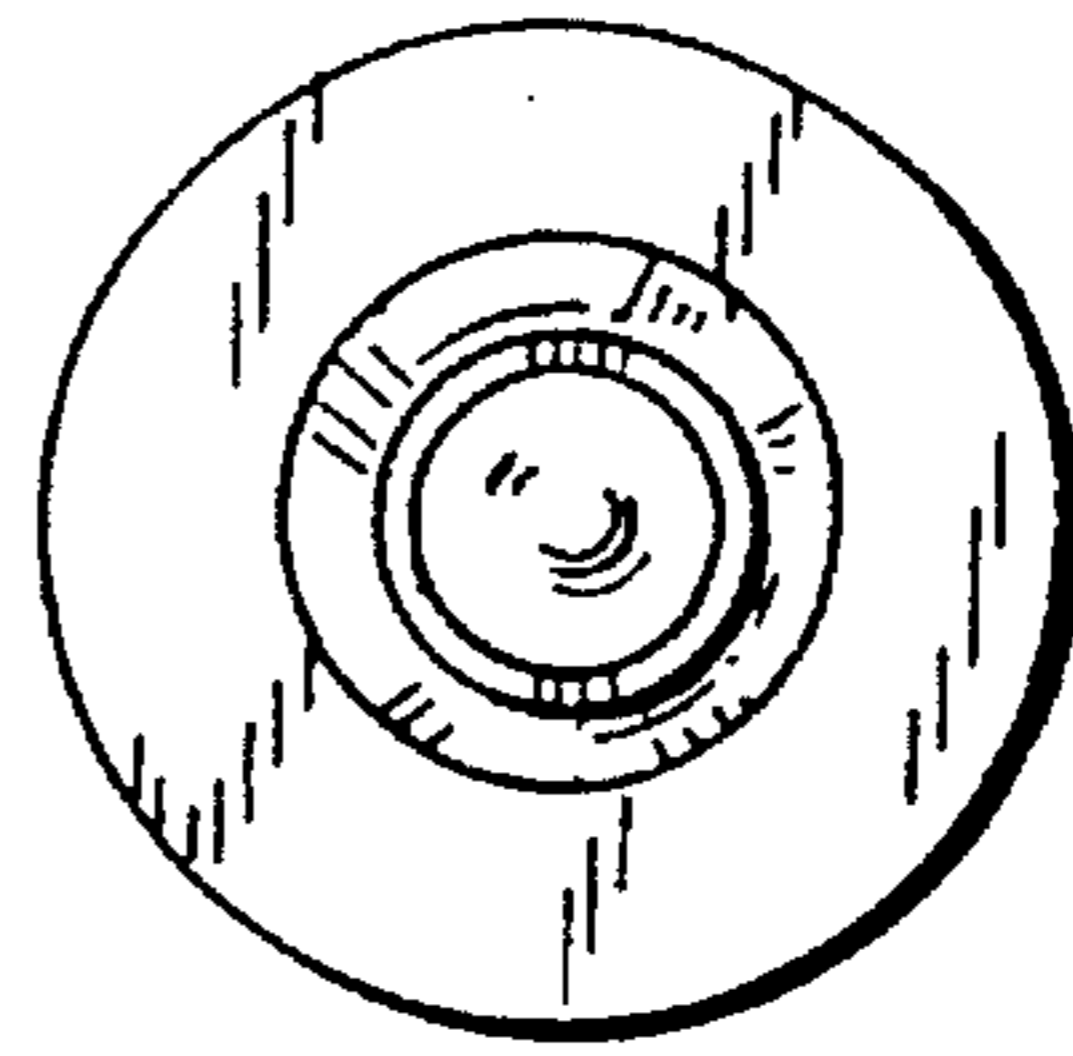


FIG. 4

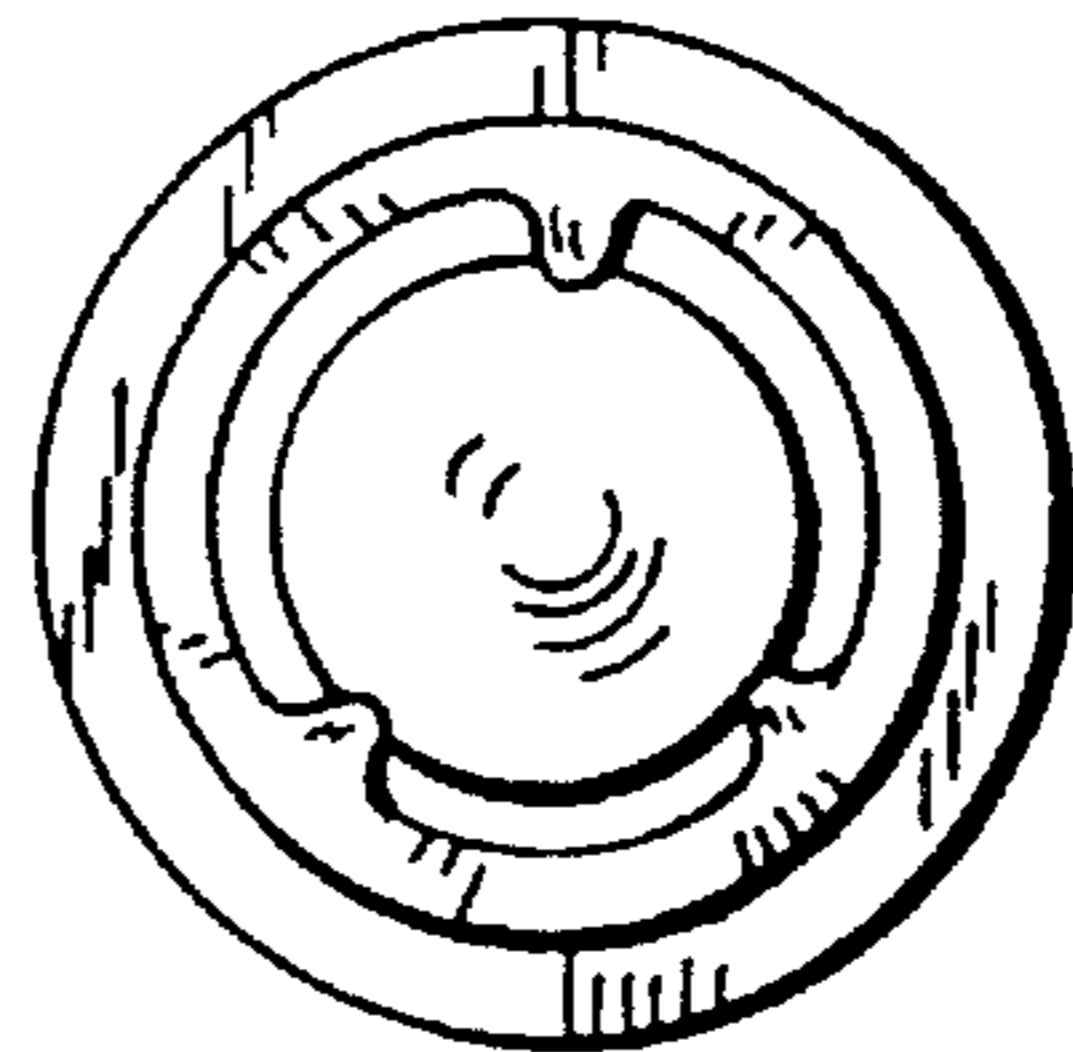


FIG. 5