



US00D370961S

United States Patent [19]

Soule

[11] Patent Number: **Des. 370,961**

[45] Date of Patent: ****Jun. 18, 1996**

[54] **COMBINED SWIVEL SPRAY NOZZLE AND CAP FOR A FIRE SUPPRESSION SYSTEM**

[75] Inventor: **Lincoln B. Soule**, Wendell, Mass.

[73] Assignee: **Bete Fog Nozzle, Inc.**, Greenfield, Mass.

[**] Term: **14 Years**

[21] Appl. No.: **772,148**

[22] Filed: **Oct. 7, 1991**

[52] U.S. Cl. **D23/213**

[58] Field of Search D23/200, 213,
D23/223-9; 239/443-9, DIG. 22, 525,
583-4, 463, 482-8

[56] **References Cited**

U.S. PATENT DOCUMENTS

- D. 129,730 9/1941 Heisey D9/546
- D. 202,490 10/1965 Bishop D23/229
- D. 215,844 11/1969 Campbell D23/229

- D. 251,499 4/1979 Warning, Jr. D23/229
- D. 308,411 6/1990 Allemann et al. D23/229
- D. 324,496 3/1992 Poandl D9/559
- 2,871,059 1/1959 O'Brien D23/229 X
- 3,001,725 9/1961 Lockett D23/229 X
- 3,098,610 7/1963 Stram 239/444 X

Primary Examiner—M. H. Tung
Attorney, Agent, or Firm—McCormick, Paulding & Huber

[57] **CLAIM**

The ornamental design of a combined swivel spray nozzle and cap for a fire suppression system, as shown and described.

DESCRIPTION

FIG. 1 is a front elevational view the rear view is identical; FIG. 2 is a side elevational view the opposite side is identical; FIG. 3 is a top plan view; and, FIG. 4 is a bottom plan view.

1 Claim, 1 Drawing Sheet

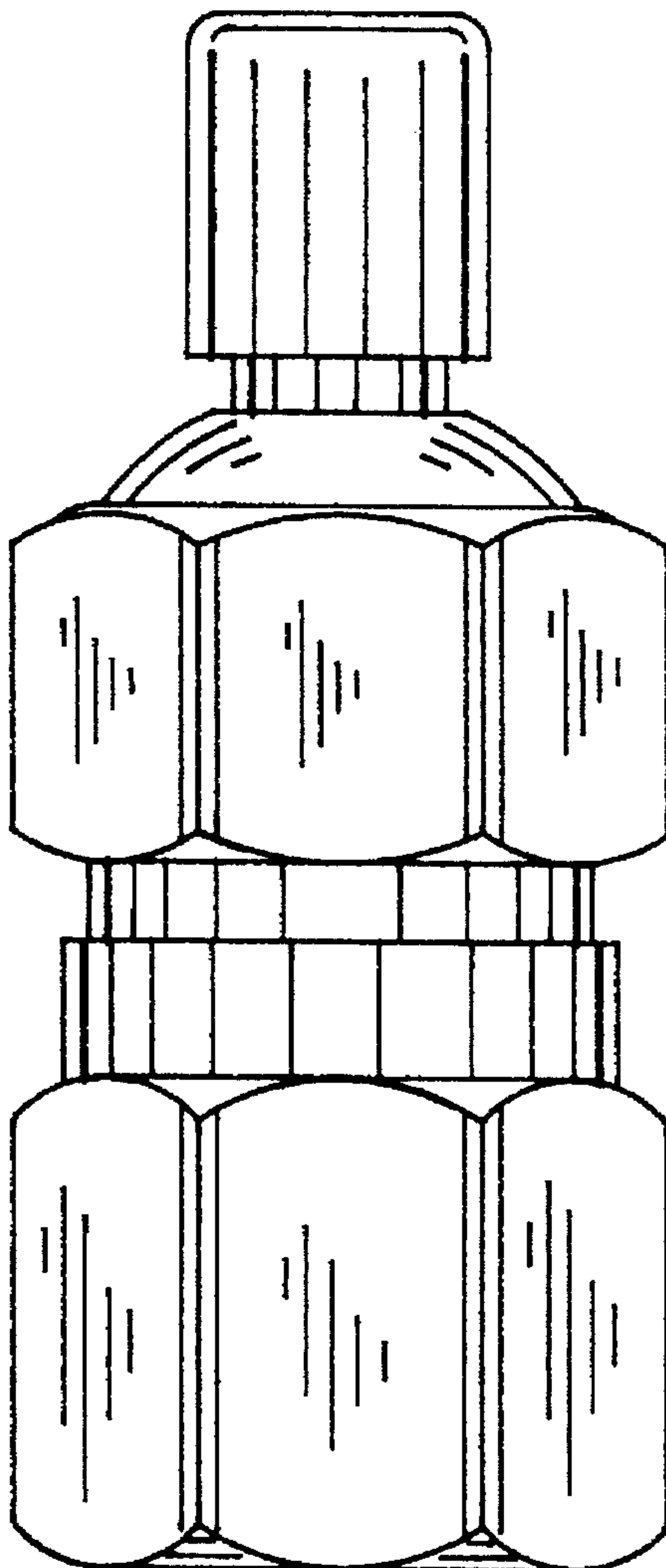


FIG. 1

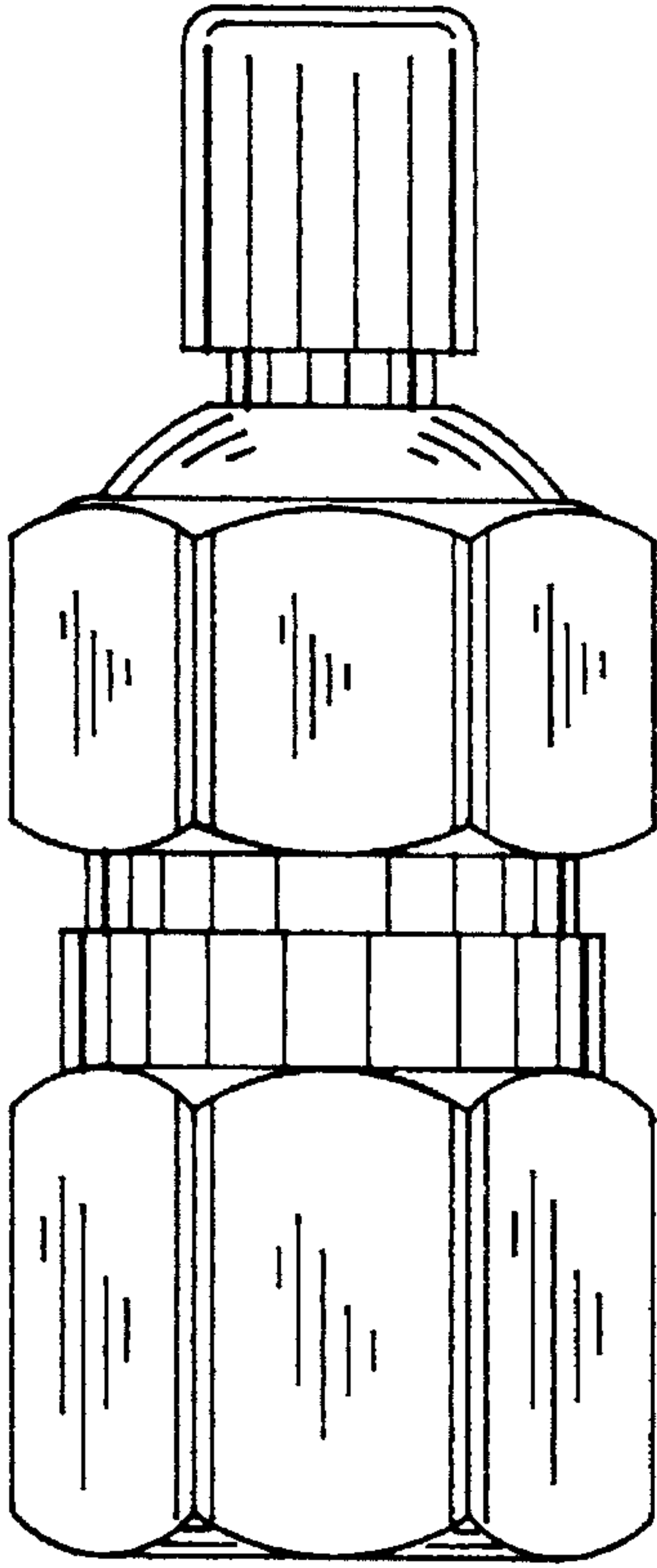


FIG. 2

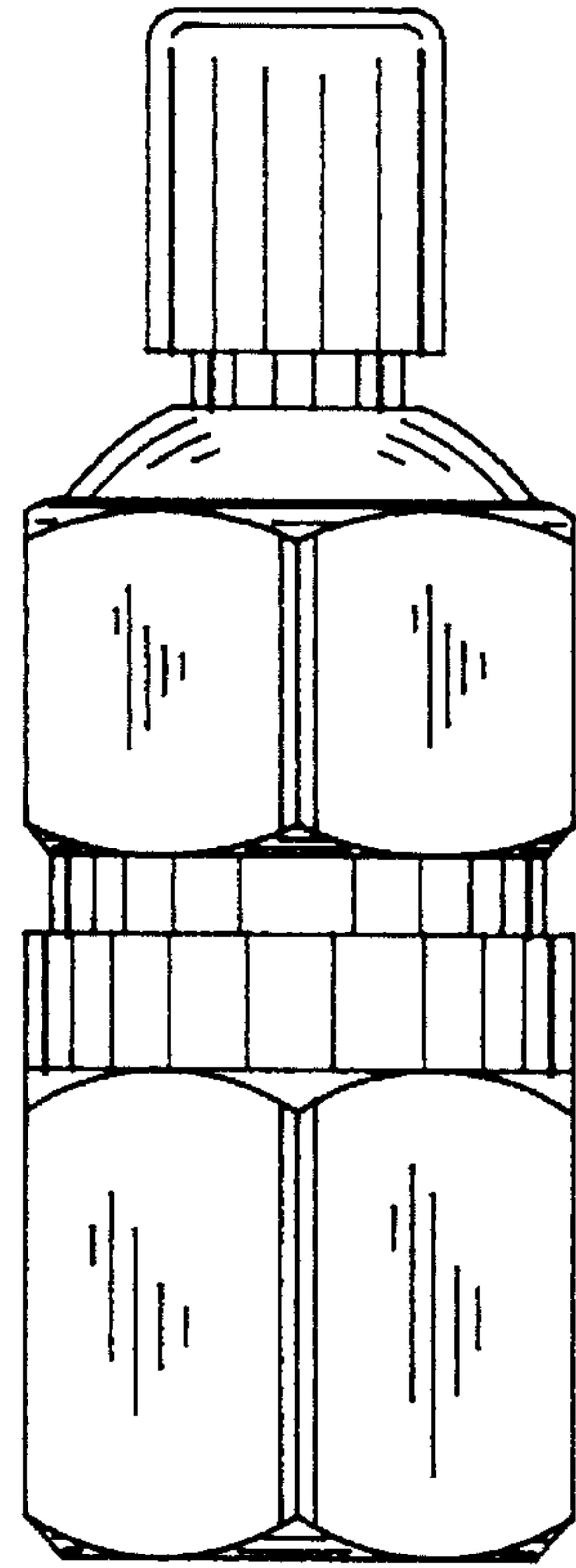


FIG. 3

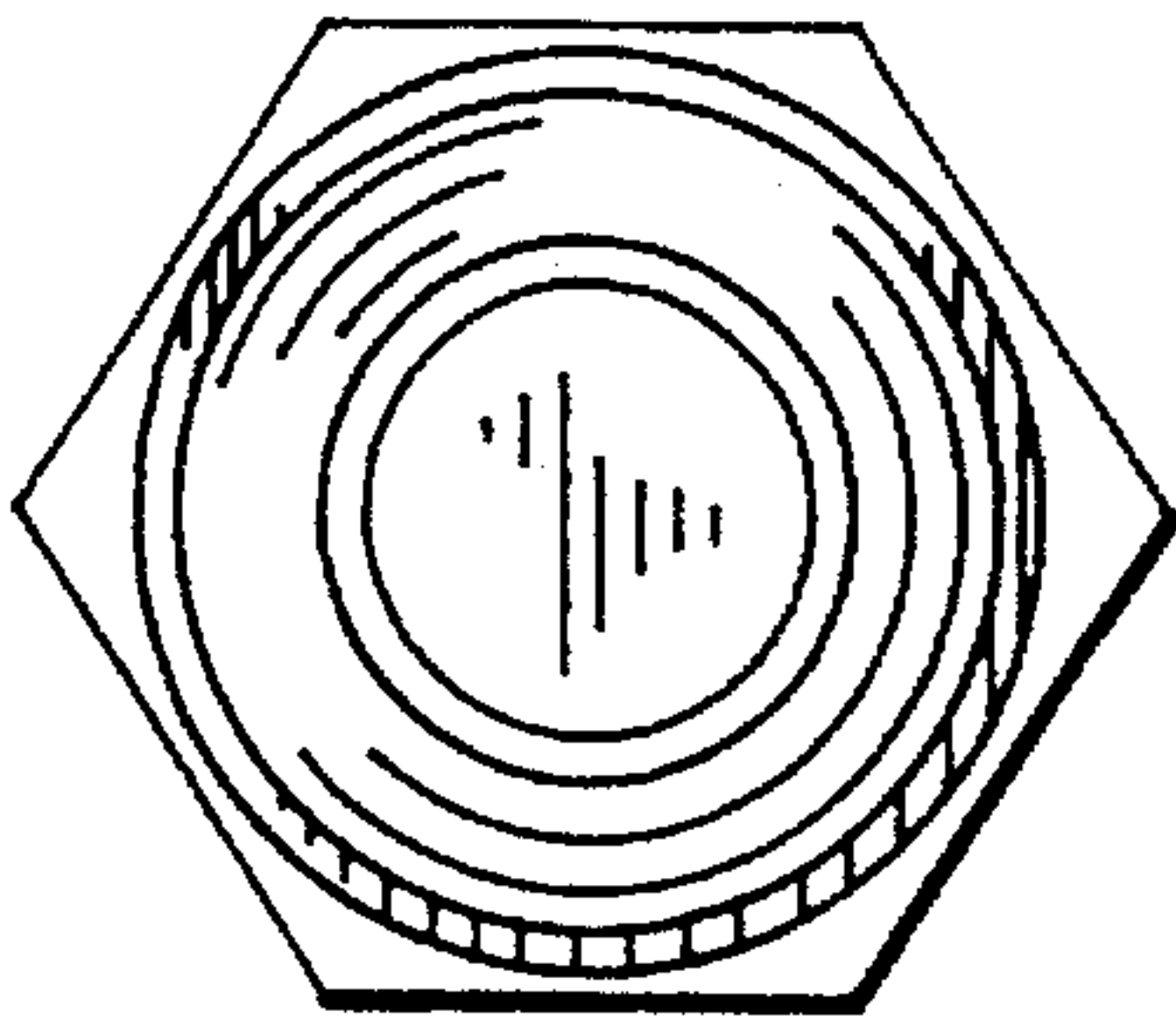


FIG. 4

