



US00D370957S

# United States Patent [19]

[11] Patent Number: **Des. 370,957**

Erlick

[45] Date of Patent: **\*\*Jun. 18, 1996**

[54] **ELEMENT FOR A CLIMBING AND PLAY STRUCTURE**

D. 340,274	10/1993	Gleeson et al.	.....	D21/245
2,959,413	11/1960	Rosenzweig et al.	.....	482/35
3,339,920	9/1967	Mortiz	.....	482/35 X
4,301,766	11/1981	Piccone	.....	482/35 X
5,330,400	7/1994	Huberman	.....	482/35
5,334,098	8/1994	Pope et al.	.....	482/35 X

[76] Inventor: **Nancy R. Erlick**, 22 Lake Rd., Rye, N.Y. 10580

[\*\*] Term: **14 Years**

*Primary Examiner*—Ted Shooman  
*Assistant Examiner*—Mitchell I. Siegel  
*Attorney, Agent, or Firm*—Pennie & Edmonds

[21] Appl. No.: **42,004**

[22] Filed: **Jul. 28, 1995**

### [57] CLAIM

#### Related U.S. Application Data

The ornamental design for the element for a climbing and play structure, as shown and described.

[62] Division of Ser. No. 17,988, Jan. 26, 1994, Pat. No. Des. 363,522.

[52] U.S. Cl. .... **D21/245**; D11/117; D11/157

[58] Field of Search ..... D21/240, 242, D21/245, 249; D11/117, 157; 446/476; 482/35, 36

### DESCRIPTION

#### [56] References Cited

##### U.S. PATENT DOCUMENTS

D. 178,477	8/1956	Williamson	.....	D21/245
D. 213,269	1/1969	Wormser	.....	D21/242 X
D. 224,796	9/1972	Price et al.	.....	D21/245

FIG. 1 is a top plan view of an element for a climbing and play structure showing my new design; FIG. 2 is a front elevational view thereof, the broken line showing of a base component is for illustrative purposes only and forms no part of the claimed design; FIG. 3 is a right side elevational view thereof; FIG. 4 is a rear elevational view thereof; and, FIG. 5 is a bottom plan view thereof.

**1 Claim, 1 Drawing Sheet**

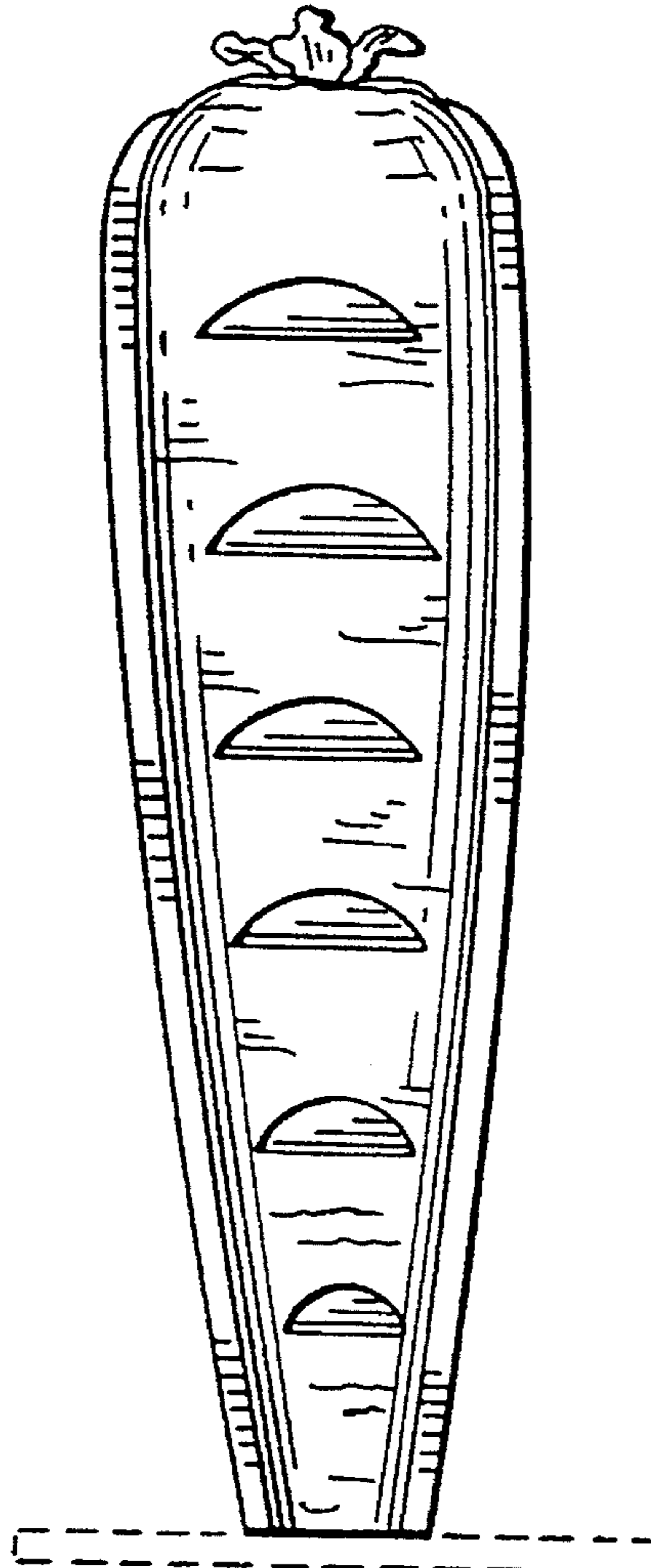


FIG. 1




FIG. 2

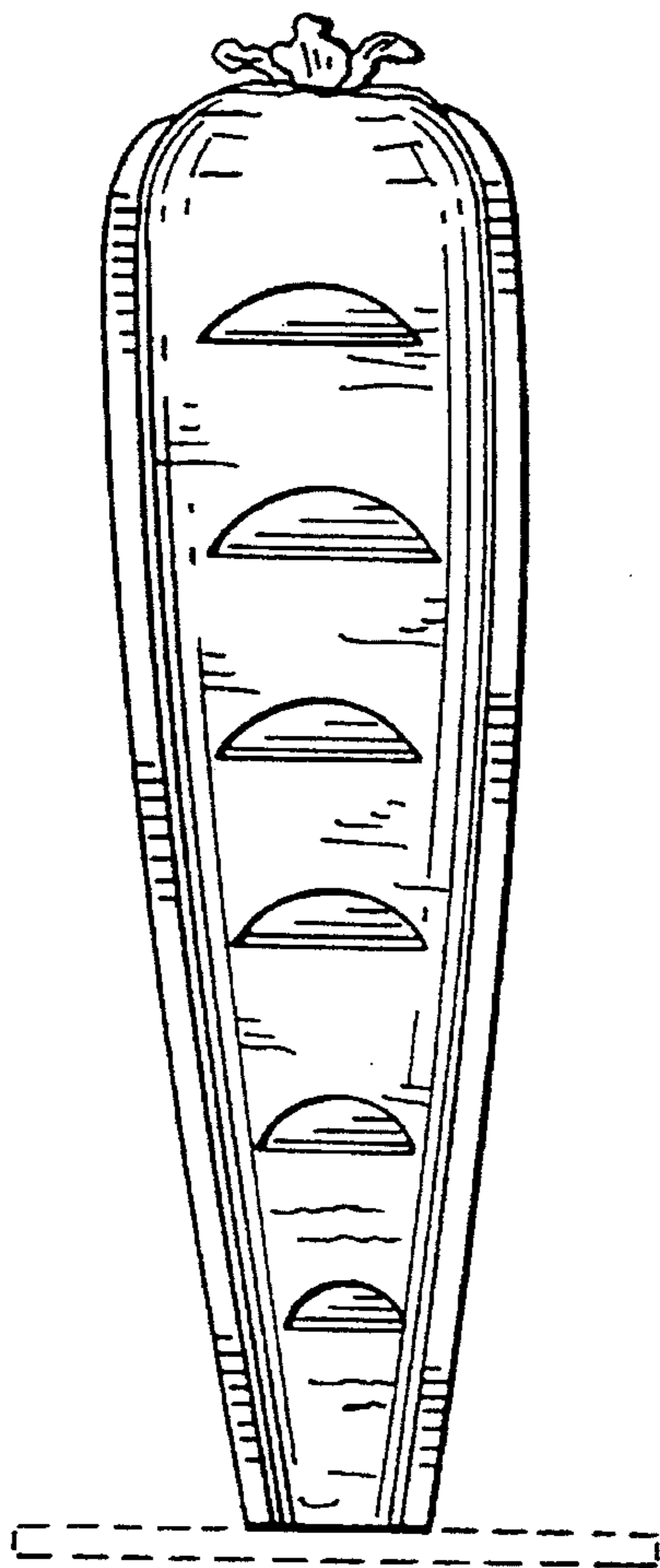


FIG. 3




FIG. 4




FIG. 5

