



US00D370954S

**United States Patent** [19]  
**Blonski**

[11] **Patent Number: Des. 370,954**  
[45] **Date of Patent: \*\*Jun. 18, 1996**

[54] **GRIP FOR A TENNIS RACQUET HANDLE**

FOREIGN PATENT DOCUMENTS

[75] Inventor: **Brian J. Blonski**, Yardley, Pa.

217272 6/1924 United Kingdom .

[73] Assignee: **Prince Sports Group, Inc.**,  
Bordentown, N.J.

*Primary Examiner*—Ted Shooman  
*Assistant Examiner*—Mitchell I. Siegel  
*Attorney, Agent, or Firm*—White & Case

[\*\*] Term: **14 Years**

[57] **CLAIM**

[21] Appl. No.: **35,020**

The ornamental design for a grip for a tennis racquet handle,  
as shown and described.

[22] Filed: **Feb. 17, 1995**

[52] U.S. Cl. .... **D21/222; D21/212**

**DESCRIPTION**

[58] **Field of Search** ..... D21/212, 213,  
D21/222; 273/81 R, 81 B, 75

FIG. 1 is a front elevational view of a grip for a tennis racket  
handle showing my new design, the undisclosed opposite  
side being identical; and,  
FIG. 2 is a side view thereof, the undisclosed opposite side  
being identical.

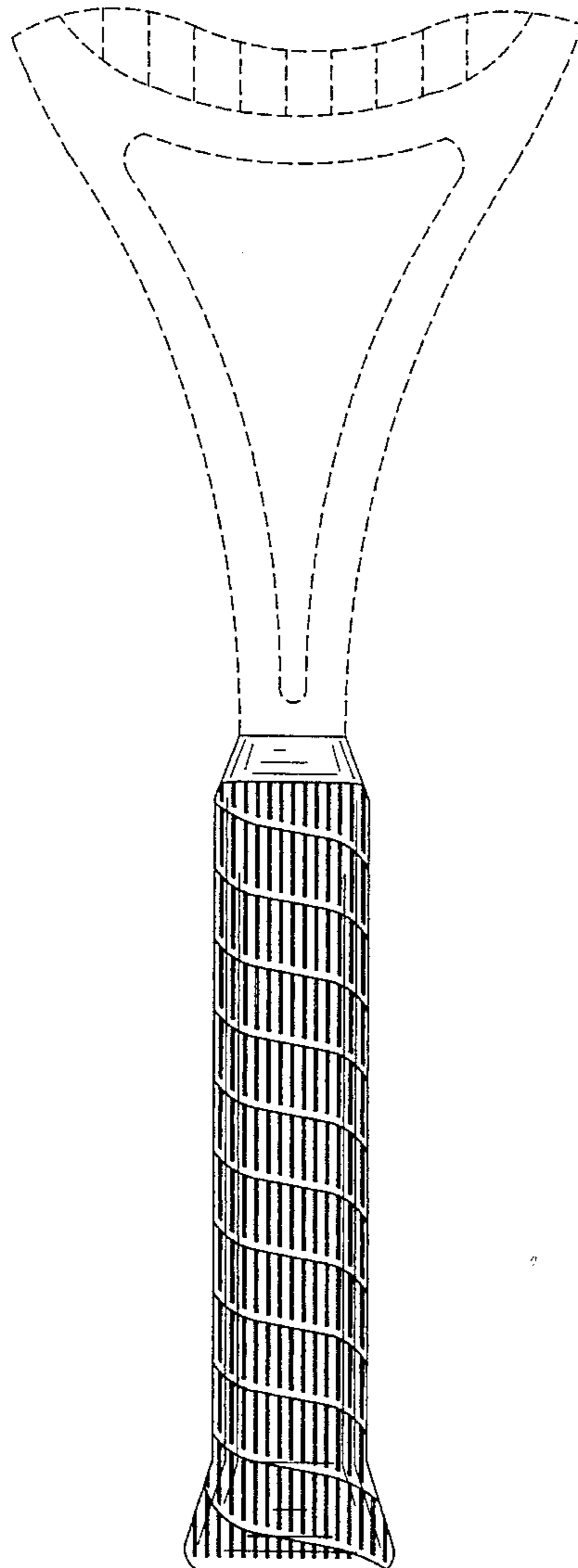
[56] **References Cited**

U.S. PATENT DOCUMENTS

D. 172,416	6/1954	Brandon et al. ....	D21/222
D. 306,054	2/1990	Chen .....	D21/212
4,478,416	10/1984	Gibello .....	D21/212 X
4,984,793	1/1991	Chen .....	273/75
5,171,011	12/1992	Squadroni .....	273/75 X

The broken line showing of the neck and fragmented head  
portion of the tennis racket is for illustrative purposes only  
and forms no part of the claimed design.

**1 Claim, 1 Drawing Sheet**



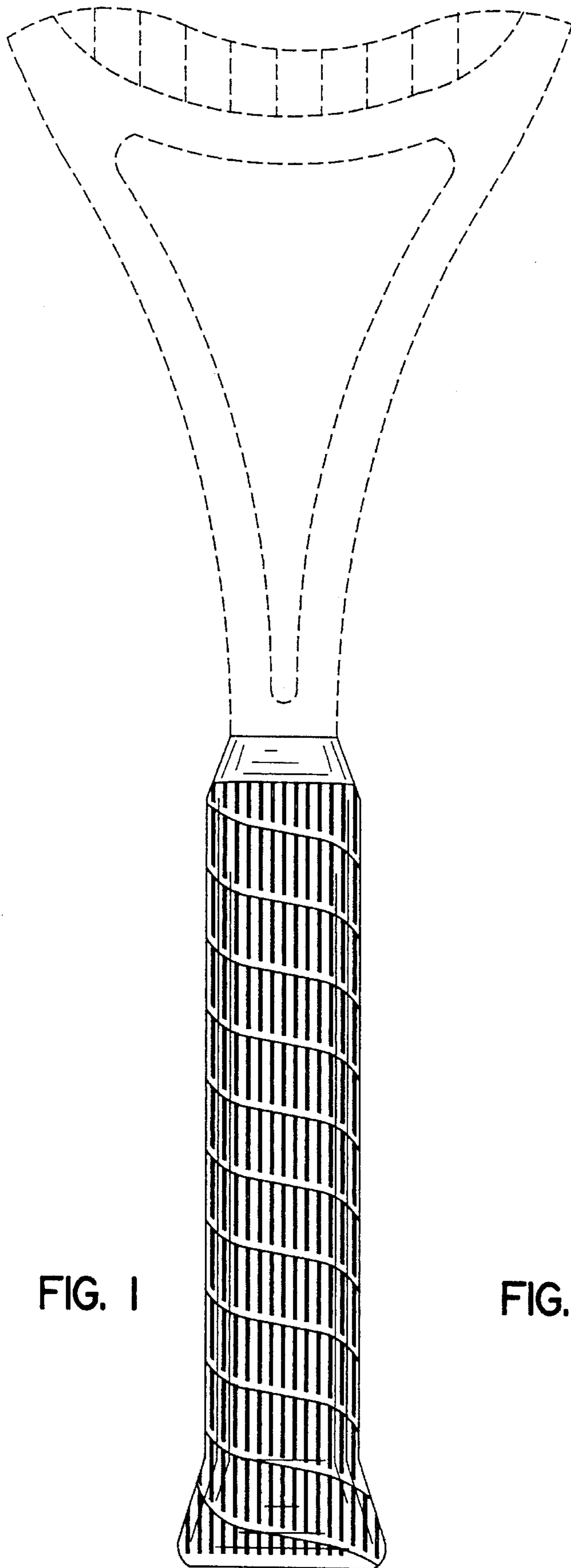


FIG. 1

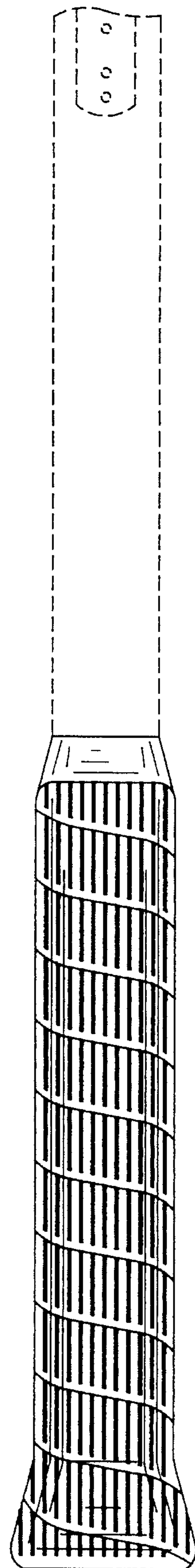


FIG. 2