



US00D370953S

United States Patent [19] Visalli

[11] Patent Number: **Des. 370,953**
[45] Date of Patent: ****Jun. 18, 1996**

[54] **GOLF CLUB EXTENDER**
[76] Inventor: **William R. Visalli**, 1027 Black
Diamond Way, Lodi, Calif. 95240
[**] Term: **14 Years**
[21] Appl. No.: **36,541**
[22] Filed: **Mar. 21, 1995**
[52] U.S. Cl. **D21/221**
[58] Field of Search **D21/221; 273/81.2,**
273/80 D, 81 B

3,265,401 8/1966 Spier 280/11.37
3,972,529 8/1976 McNeil 273/80
4,015,360 4/1977 Herter 43/18
4,580,785 4/1986 Toku 273/186
4,648,598 3/1987 Kim 273/80
4,669,726 6/1987 Lempio 273/165 X
5,374,064 12/1994 Barber 273/81.2 X
5,390,921 2/1995 DeRuyter 273/81.2

Primary Examiner—Prabhakar G. Deshmukh
Assistant Examiner—Mitchell I. Siegel
Attorney, Agent, or Firm—Bernhard Kreten

[56] **References Cited**
U.S. PATENT DOCUMENTS
D. 359,541 6/1995 Lamanna D21/221
1,218,091 3/1917 Lard .
1,450,091 3/1923 Lard .
1,535,667 4/1925 Horne .
1,577,159 3/1926 Barrett .
1,591,363 7/1926 Cowdery .
1,928,009 9/1933 Dornier 189/41
1,963,056 6/1934 Wilcox 189/34
1,963,057 6/1934 Wilcox 29/155
1,979,430 11/1934 Wright 29/156
1,983,074 12/1934 Durell 29/156
1,994,069 3/1935 Fletcher 273/30
1,996,298 4/1935 Lard 273/77
2,001,643 5/1935 Wilcox 29/156
2,103,889 12/1937 Brisick 273/31
2,126,717 8/1939 Barnhart 273/80
3,125,038 3/1964 Amato 107/7

[57] **CLAIM**
The ornamental design for a golf club extender, as shown and described.

DESCRIPTION
FIG. 1 is a side view of a golf club extender showing my new design;
FIG. 2 is a top view thereof;
FIG. 3 is a bottom view thereof;
FIG. 4 is a side view of a second embodiment of a golf club extender as disclosed in FIG. 1;
FIG. 5 is a top view of FIG. 4;
FIG. 6 is a bottom view of FIG. 5; and,
FIG. 7 is a reduced perspective view of FIG. 1.
The broken-line showing of environmental structure of FIG. 7 is for illustrative purposes only and forms no part of the claimed design.

1 Claim, 1 Drawing Sheet

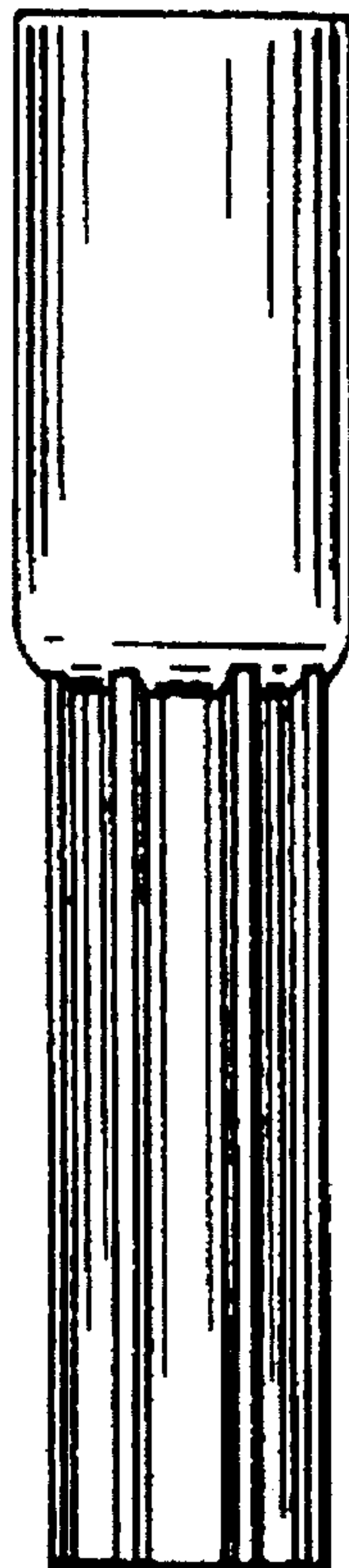




FIG. 1

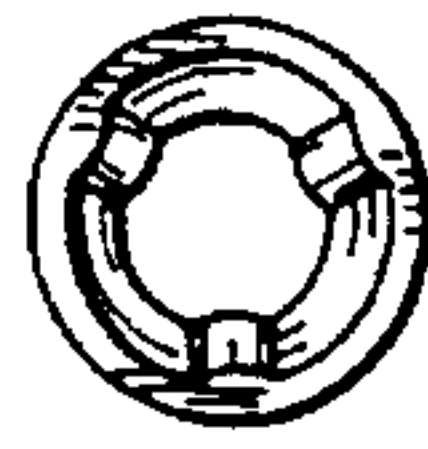


FIG. 2



FIG. 3

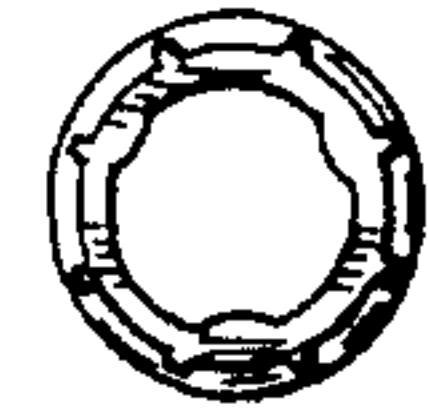


FIG. 5




FIG. 4



FIG. 6

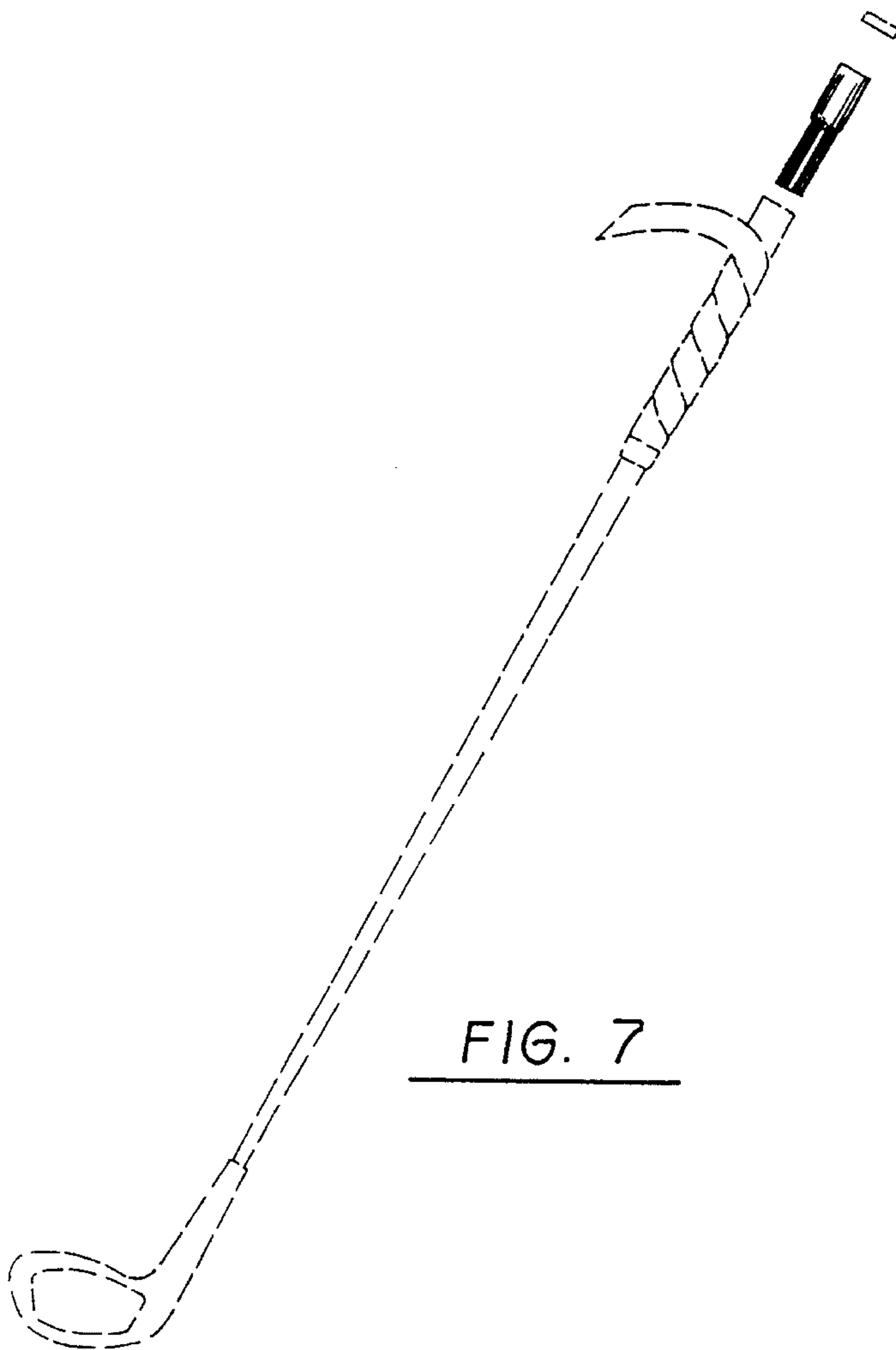


FIG. 7