



US00D370948S

# United States Patent [19]

**Bowman**

[11] **Patent Number: Des. 370,948**

[45] **Date of Patent: \*\*Jun. 18, 1996**

[54] **AMUSEMENT GAS TRUCK**

[76] Inventor: **Samuel L. Bowman**, Rte. 1 Box 156,  
Sharpsville, Ind. 46068

[\*\*] Term: **14 Years**

[21] Appl. No.: **28,636**

[22] Filed: **Sep. 19, 1994**

[52] U.S. Cl. .... **D21/134**

[58] **Field of Search** ..... D21/71, 76, 78,  
D21/133-137, 140; D12/90-92; 446/93,  
95, 128, 465, 470; 280/87.01, 87.021, 87.051,  
828

[56] **References Cited**

### U.S. PATENT DOCUMENTS

D. 71,760	12/1926	Lundahl	.....	D21/134
D. 241,566	9/1976	Roberts	.....	D21/140
D. 256,188	8/1980	Davidson	.....	D21/140
D. 262,391	12/1981	Kanaoki	.....	D21/140
D. 263,325	3/1982	Kanaoki	.....	D21/133

D. 272,928	3/1984	Fisher	.....	D21/133
D. 288,844	3/1987	Adams	.....	D21/134
D. 297,626	9/1988	London et al.	.....	D12/90
D. 302,445	7/1989	Thomson et al.	.....	D21/134
D. 330,663	11/1992	Copeland	.....	D21/78
1,580,831	4/1925	Lewis	.....	446/470

*Primary Examiner*—Ted Shooman

*Assistant Examiner*—R. Barkai

### [57] CLAIM

The ornamental design for an amusement gas truck, as shown and described.

### DESCRIPTION

FIG. 1 is a perspective view of an amusement gas truck showing my new design;


FIG. 2 is a second perspective view thereof;

FIG. 3 is a top view thereof;

FIG. 4 is a bottom view thereof; and,

FIG. 5 is a rear view thereof.

**1 Claim, 3 Drawing Sheets**






Fig. 1




Fig. 2

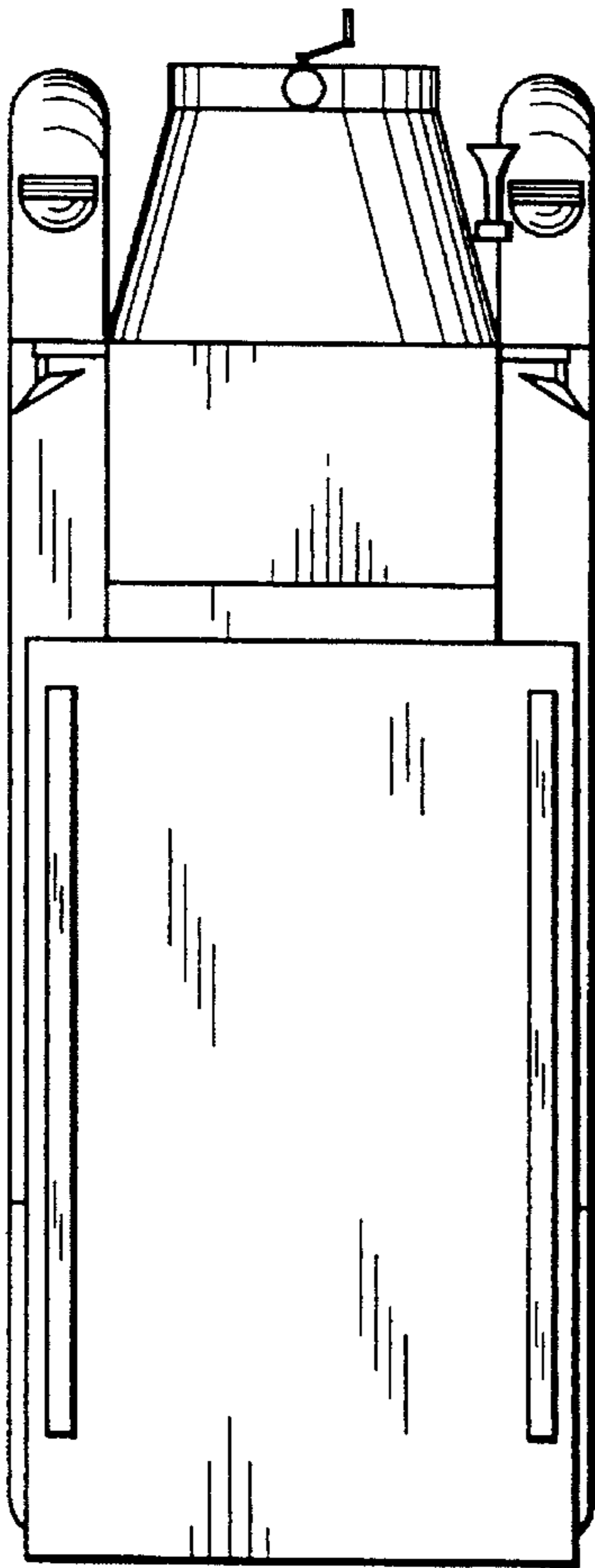


Fig. 3

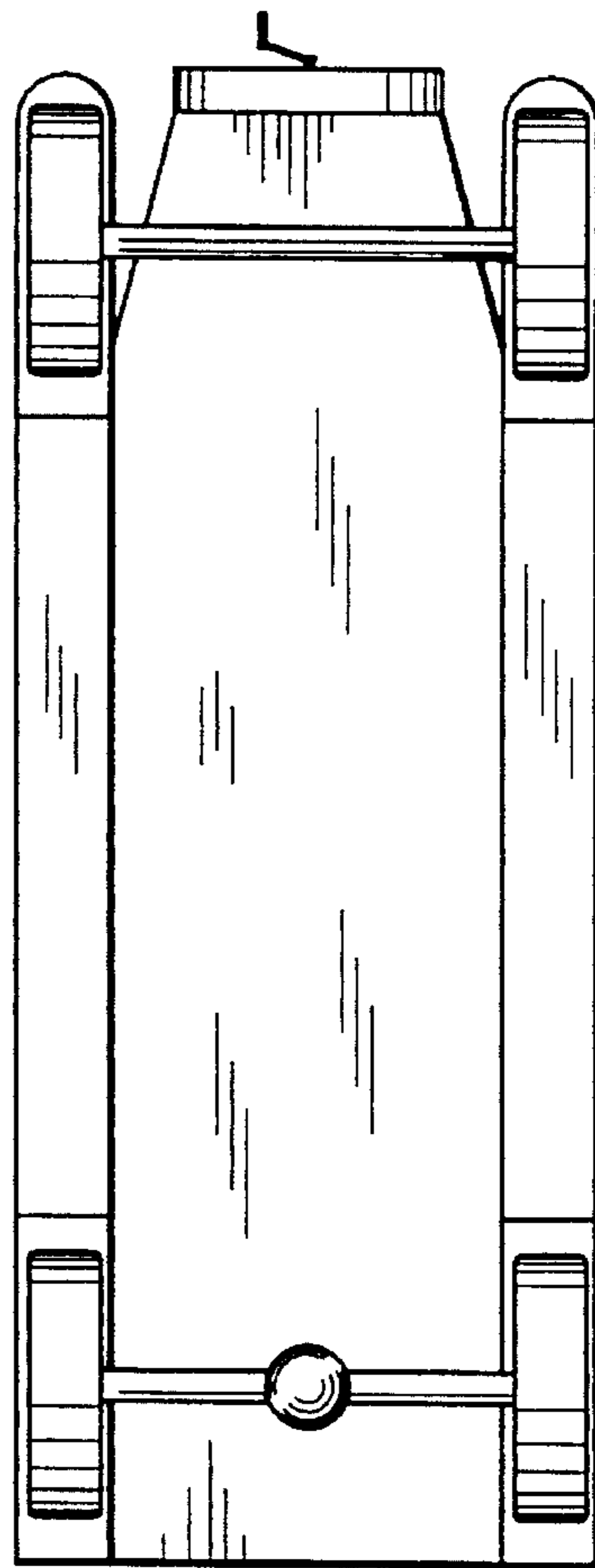


Fig. 4




Fig. 5

UNITED STATES PATENT AND TRADEMARK OFFICE  
**CERTIFICATE OF CORRECTION**

Page 1 of 5

PATENT NO. : D 370,948  
DATED : June 18, 1996  
INVENTOR(S) : Samuel L. Bowman

It is certified that error appears in the above-identified patent and that said Letters Patent is hereby corrected as shown below:

The title page, showing the illustrative figure, should be deleted to be replaced with the attached title page.

The Drawing Sheets, consisting of Figs. 1-3 should be deleted to be replaced with the Drawing sheets, consisting of Figs. 1-3, as shown on the attached page.

Signed and Sealed this  
Fourth Day of November, 1997



BRUCE LEHMAN

*Commissioner of Patents and Trademarks*

*Attest:*

*Attesting Officer*

**United States Patent** [19]  
**Bowman**

[11] **Patent Number:** **Des. 370,948**  
[45] **Date of Patent:** **\*\*Jun. 18, 1996**

[54] **AMUSEMENT GAS TRUCK**

[76] **Inventor:** **Samuel L. Bowman, Rte. 1 Box 156,  
Sharpsville, Ind. 46068**

[\*\*] **Term:** **14 Years**

[21] **Appl. No.:** **28,636**

[22] **Filed:** **Sep. 19, 1994**

[52] **U.S. Cl.** ..... **D21/134**

[58] **Field of Search** ..... **D21/71, 76, 78,  
D21/133-137, 140; D12/90-92; 446/93,  
95, 128, 465, 470; 280/87.01, 87.021, 87.051,  
828**

**References Cited**

**U.S. PATENT DOCUMENTS**

D. 71,760	12/1926	Lundahl	.....	D21/134
D. 241,566	9/1976	Roberts	.....	D21/140
D. 256,188	8/1980	Davidson	.....	D21/140
D. 262,391	12/1981	Kanaoki	.....	D21/140
D. 263,325	3/1982	Kanaoki	.....	D21/133

D. 272,928	3/1984	Fisher	.....	D21/133
D. 288,844	3/1987	Adams	.....	D21/134
D. 297,626	9/1988	London et al.	.....	D12/90
D. 302,445	7/1989	Thomson et al.	.....	D21/134
D. 330,663	11/1992	Copeland	.....	D21/78
1,580,831	4/1925	Lewis	.....	446/470

*Primary Examiner*—Ted Shooman  
*Assistant Examiner*—R. Barkai


[57] **CLAIM**

The ornamental design for an amusement gas truck, as shown and described.

**DESCRIPTION**

FIG. 1 is a perspective view of an amusement gas truck showing my new design;  
FIG. 2 is a second perspective view thereof;  
FIG. 3 is a top view thereof;  
FIG. 4 is a bottom view thereof; and,  
FIG. 5 is a rear view thereof.

**1 Claim, 3 Drawing Sheets**






Fig. 1




Fig. 2






Fig. 3

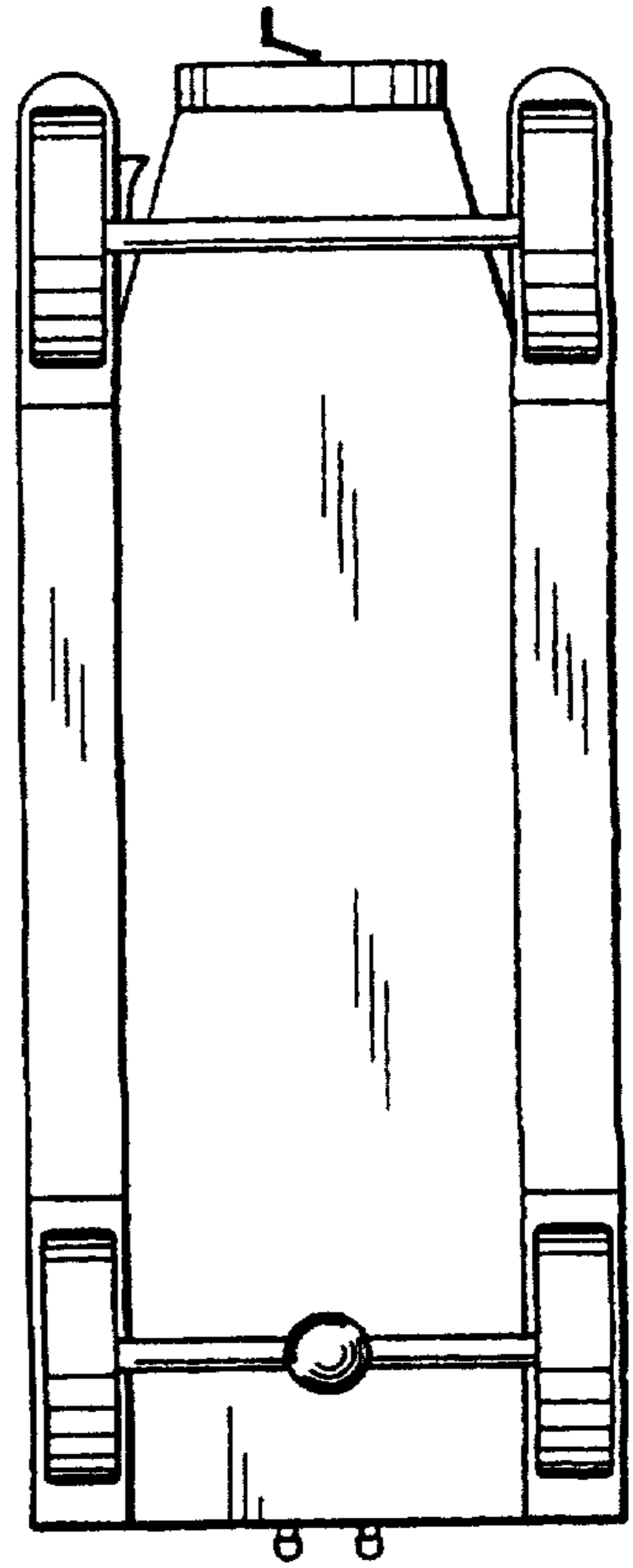


Fig. 4




Fig. 5