



US00D370944S

United States Patent [19]

[11] Patent Number: **Des. 370,944**

Hessler

[45] Date of Patent: ****Jun. 18, 1996**

[54] INTERCONNECTING TOY TILE

Attorney, Agent, or Firm—Frost & Jacobs

[75] Inventor: **Robert B. Hessler**, Alameda, Calif.

[57] CLAIM

[73] Assignee: **Imagiix, Inc.**, Cincinnati, Ohio

The ornamental design for an interconnecting toy tile, as shown and described.

[**] Term: **14 Years**

DESCRIPTION

[21] Appl. No.: **34,859**

FIG. 1 is a top front and left side perspective view of a interconnecting toy tile showing my new design;

[22] Filed: **Feb. 14, 1995**

FIG. 2 is a front elevational view thereof, the side opposite being a mirror image;

[52] U.S. Cl. **D21/108**

FIG. 3 is left side elevational view thereof;

[58] Field of Search D21/108; 446/97, 446/99, 104, 106, 108, 116, 121, 124, 125, 127

FIG. 4 is a top plan view thereof;

FIG. 5 is a right side elevational view thereof; and,

FIG. 6 is a bottom plan view thereof.

[56] **References Cited**

The rear view of the toy tile of FIG. 1A is a mirror image of the front, elevational view depicted in FIG. 1B.

U.S. PATENT DOCUMENTS

The rear view of the interconnecting toy tile of FIG. 2A is a mirror image of the front, elevational view depicted in FIG. 2B.

D. 224,029	6/1972	Gale	D21/108
D. 236,277	8/1975	McAllister	D21/108
D. 285,585	9/1986	Murdough, Jr. et al.	D21/108
D. 307,924	5/1990	Fish, Jr.	D21/108
D. 308,233	5/1990	Fish, Jr.	D21/108
850,889	4/1907	Kelly	446/127
4,731,041	3/1988	Ziegler	446/104
5,215,490	6/1993	Szoradi	.	
5,273,477	12/1993	Adams, Jr.	446/108

The rear view of the interconnecting toy tile of FIG. 3A is a mirror image of the front, elevational view depicted in FIG. 3B.

The rear view of the toy tile of FIG. 4A is a mirror image of the front, elevational view depicted in FIG. 4B.


The rear view of the toy tile of FIG. 5A is a mirror image of the front, elevational view depicted in FIG. 5B.

The rear view of the toy tile of FIG. 6A is a mirror image of the front, elevational view depicted in FIG. 6B.

Primary Examiner—Ted Shooman

Assistant Examiner—R. Barkai

1 Claim, 2 Drawing Sheets






FIG. 1



FIG. 4



FIG. 5

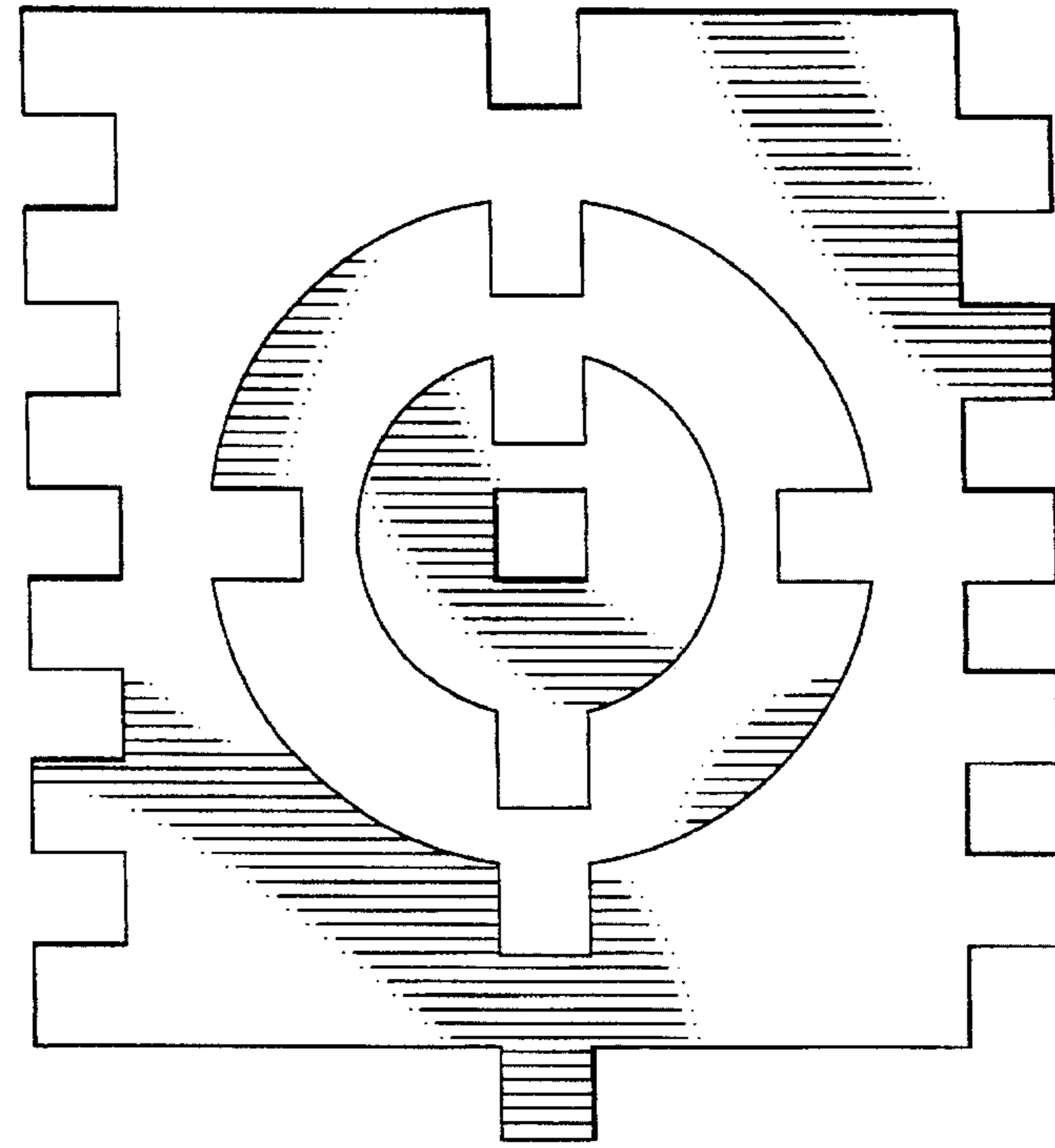


FIG. 2

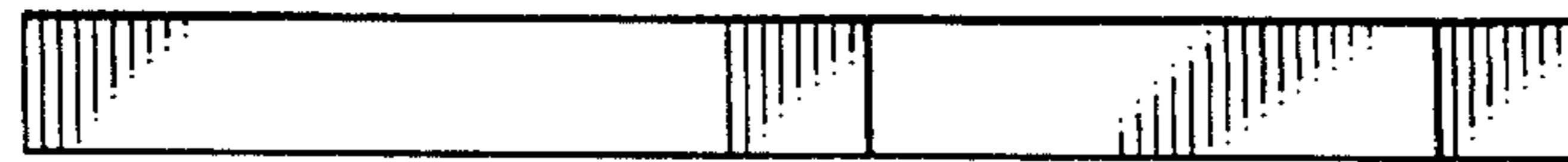


FIG. 3

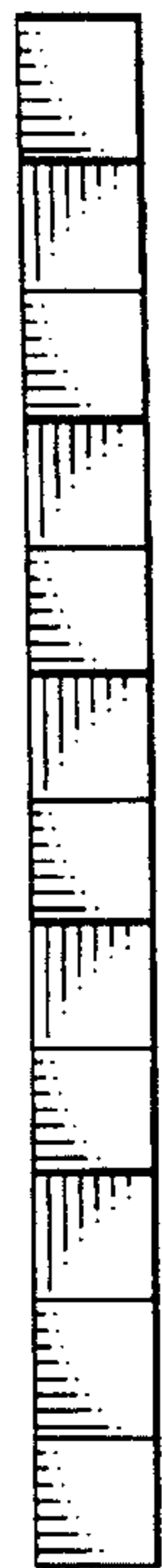


FIG. 6