



US00D370936S

United States Patent [19]

[11] Patent Number: Des. 370,936

Hofman et al.

[45] Date of Patent: **Jun. 18, 1996

[54] **COMBINED KEY HOLDER AND TACKBOARD**

[75] Inventors: **James A. Hofman**, Warrenville; **Blake Frederick**, Bartlett, both of Ill.

[73] Assignee: **Selfix, Inc.**, Chicago, Ill.

[**] Term: **14 Years**

[21] Appl. No.: **41,649**

[22] Filed: **Jul. 20, 1995**

[52] U.S. Cl. **D19/52; D6/512**

[58] Field of Search **D19/52, 53, 54; D6/131, 512, 513, 514, 515; 248/441.1, 454, 457, 458, 220.2, 220.3, 222.4**

431,725	7/1890	Peters .	
2,211,923	8/1940	Dittmar	40/135
2,512,485	6/1950	Cougias	35/23
2,827,722	3/1958	Leclerc	40/125
3,264,462	8/1966	Haggstrom	240/2
3,379,402	4/1968	Trammel, Jr.	243/488
3,596,388	8/1971	Shorten	40/195
3,611,605	10/1971	Baker	40/209
3,789,530	2/1974	Brooks et al.	40/124
4,133,123	1/1979	Anderson	D19/52
4,187,630	2/1980	Giulie et al.	40/156
4,679,341	7/1987	Goldman	40/611
4,726,132	2/1988	Ernest	40/10
4,777,750	10/1988	Garfinkle	40/607
4,833,803	5/1989	Schwarz	40/152
4,839,974	6/1989	Walter	40/152
4,937,958	7/1990	Stein et al.	40/156
4,996,784	3/1991	Hsu	40/152
5,058,300	10/1991	Ernest et al.	40/606

[56] **References Cited**

U.S. PATENT DOCUMENTS

42,068	12/1911	Stippich	D19/52
D. 163,421	5/1951	Rothman	D14/6
D. 182,783	5/1958	Audette	D14/6
D. 229,061	11/1973	Pressman	D19/52
D. 250,652	12/1978	Anderson	D19/52
D. 258,514	3/1981	Acosta	D20/42
D. 263,319	3/1982	Shuman	D20/2
D. 267,608	1/1983	Brescia et al.	D6/131
D. 278,493	4/1985	Brescia et al.	D6/570
D. 293,339	12/1987	Evenson	D20/10
D. 300,642	4/1989	Pawlik et al.	D20/10
D. 303,179	9/1989	Evenson	D6/301
D. 311,739	10/1990	De Lucchi	D14/114
D. 323,356	1/1992	Hofman	D20/40
D. 327,710	7/1992	Hofman	D20/40
D. 328,925	8/1992	Levin	D20/41
D. 331,855	12/1992	Kaplan	D6/512
D. 340,809	11/1993	Black	D6/300
D. 342,549	12/1993	Hofman	D20/41
D. 345,177	3/1994	Mak	D19/52
D. 348,486	7/1994	Fischtein et al.	D20/40
D. 354,087	1/1995	Dunlap et al.	D20/42
D. 354,088	1/1995	Dunlap et al.	D20/42
D. 357,812	5/1995	Pena	D6/309

Primary Examiner—Marcus A. Jackson
Attorney, Agent, or Firm—Shore & Milnamow, Ltd.
 Dressler, Goldsmith

[57] **CLAIM**

The ornamental design for a combined key holder and tackboard, as shown and described.

DESCRIPTION

FIG. 1 is a perspective view of a tackboard with key hooks showing our new design;
 FIG. 2 is a front elevational view of the combined key holder and tackboard shown in FIG. 1;
 FIG. 3 is a right side elevational view of the combined key holder and tackboard shown in FIG. 1, the left side elevational view being the mirror image thereof;
 FIG. 4 is a top plan view of the combined key holder and tackboard shown in FIG. 1;
 FIG. 5 is a rear elevational view of the combined key holder and tackboard shown in FIG. 1; and,
 FIG. 6 is a bottom plan view of the combined key holder and tackboard shown in FIG. 1.

1 Claim, 3 Drawing Sheets




FIG. 1

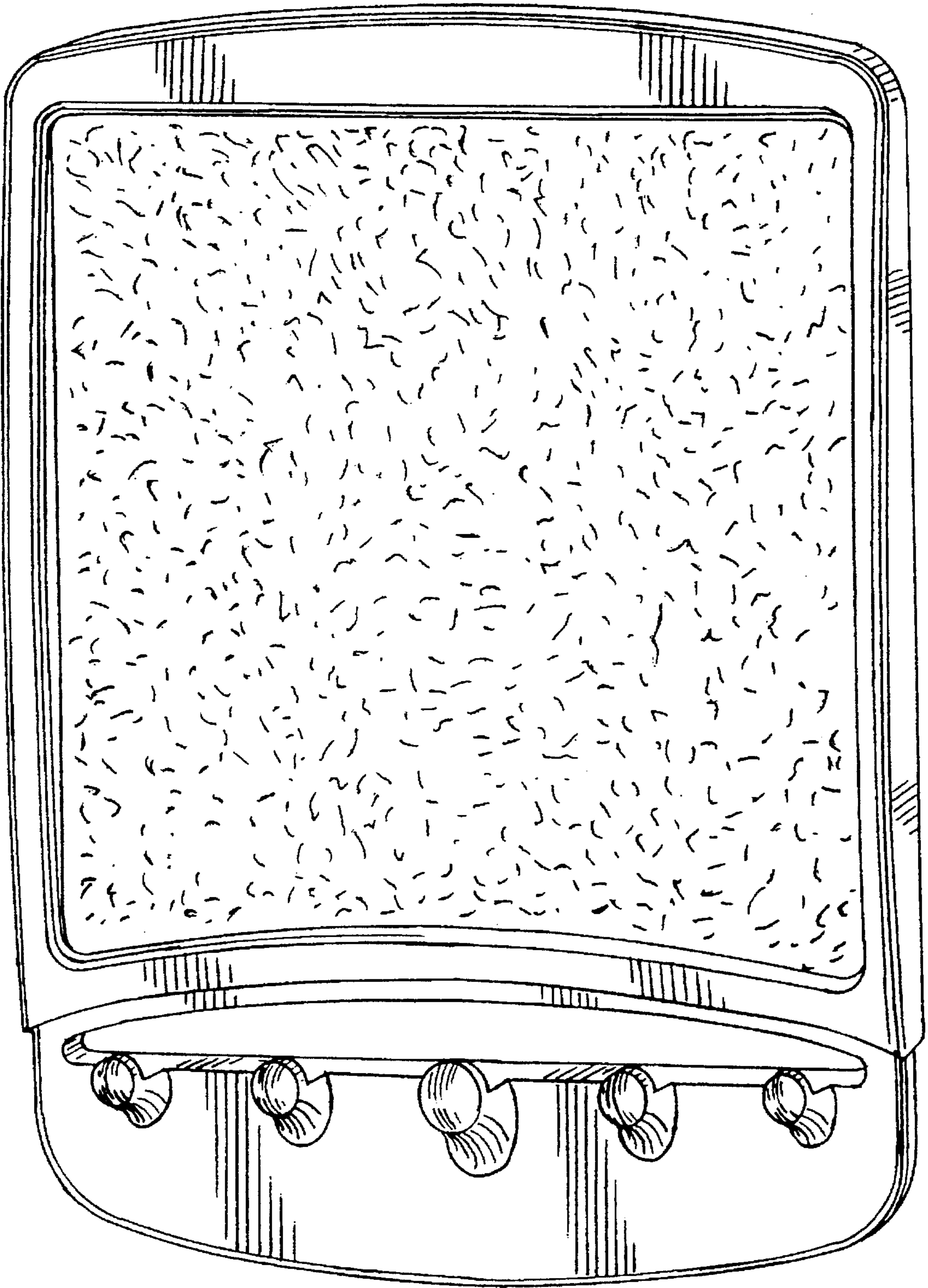


FIG. 4

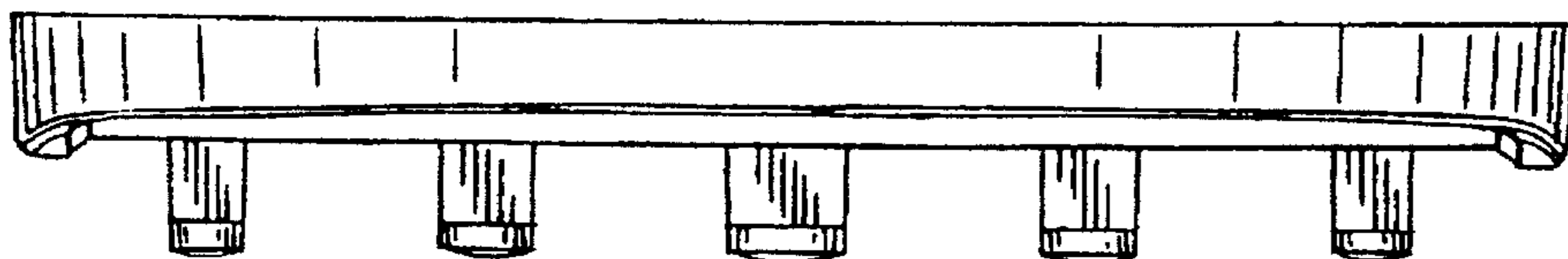


FIG. 2

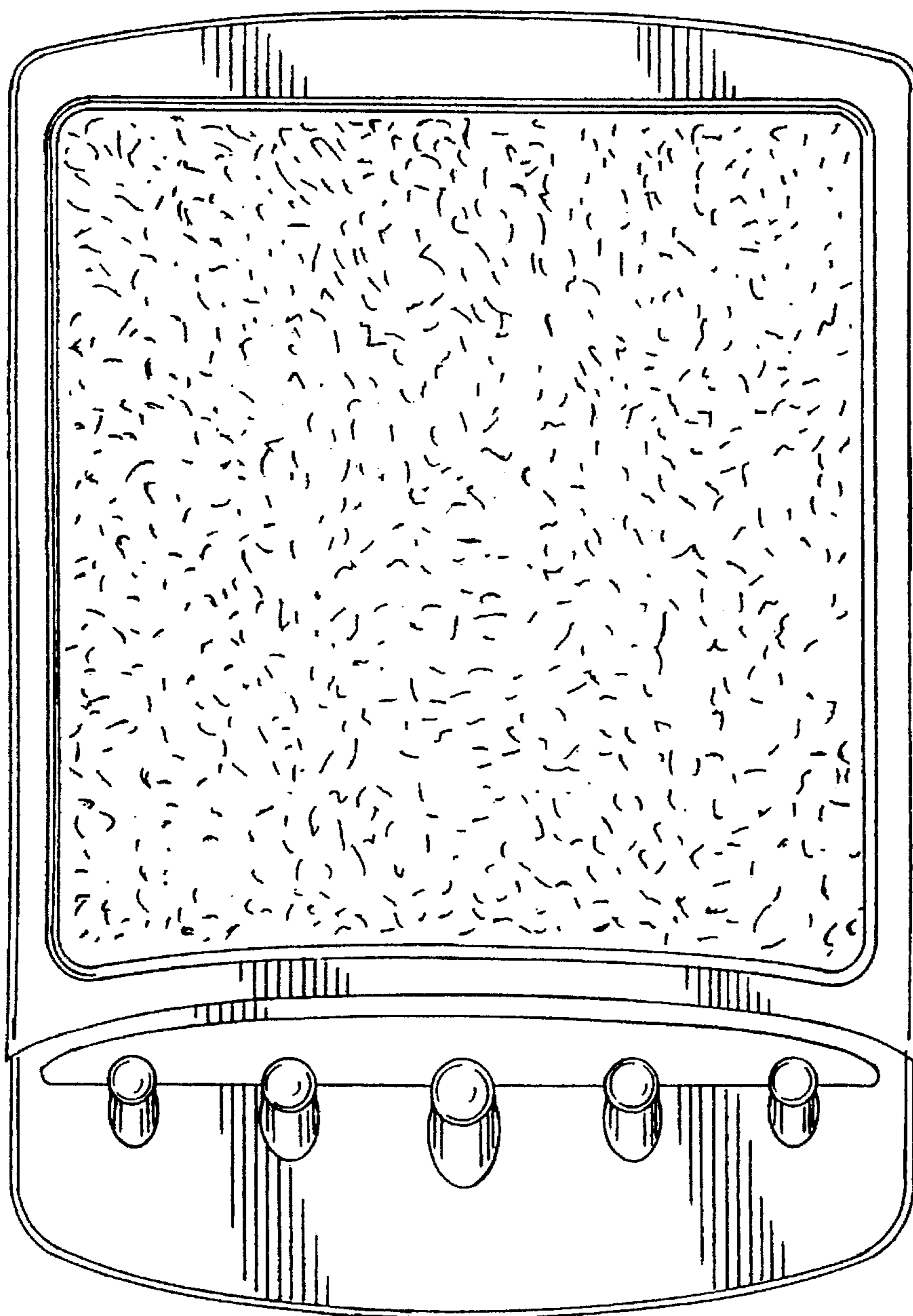


FIG. 3

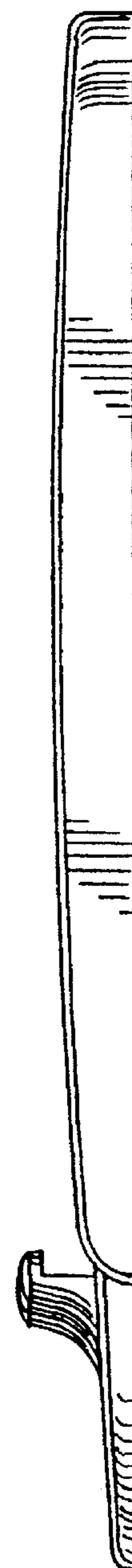


FIG. 5

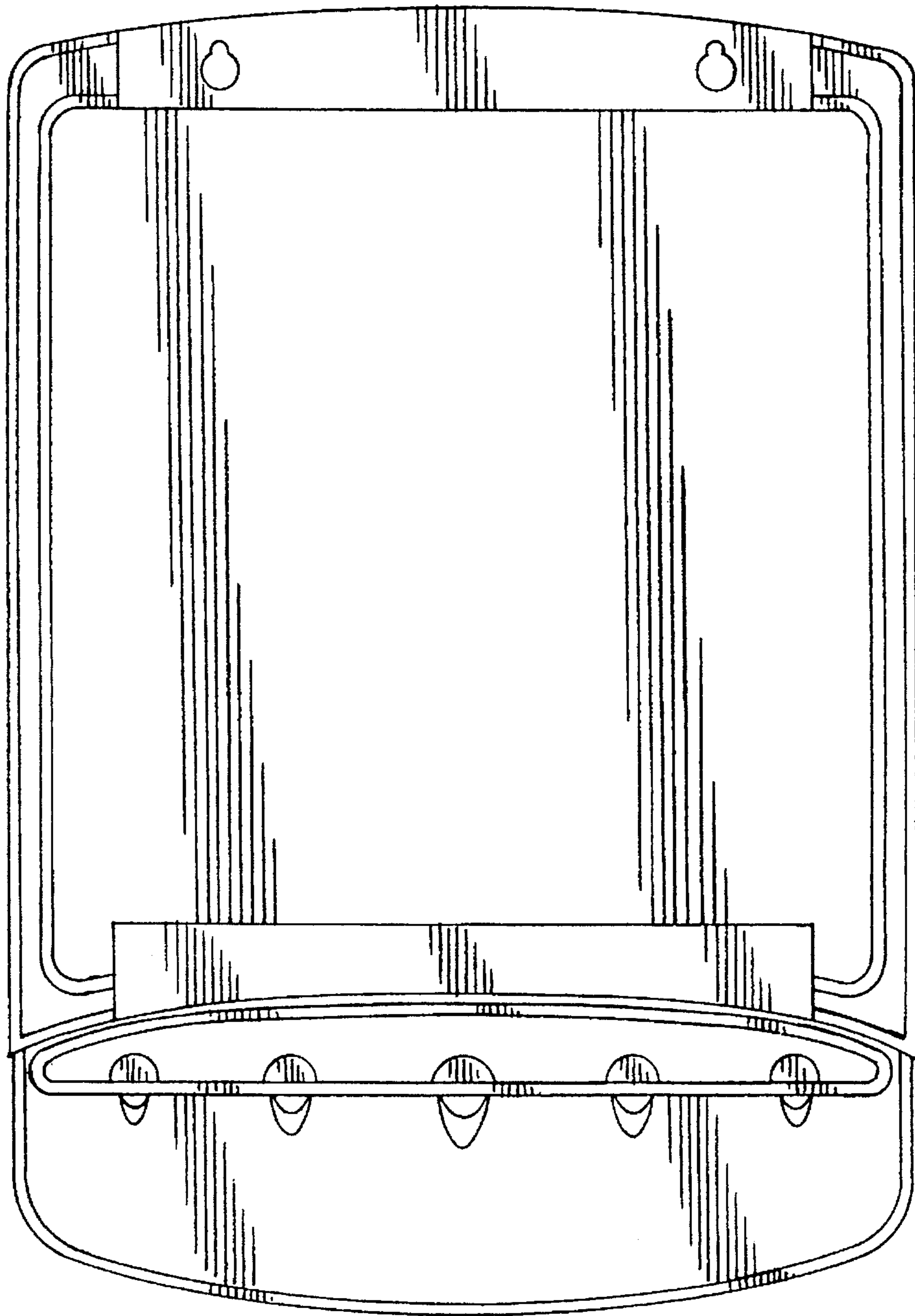


FIG. 6

