



US00D370886S

United States Patent [19]
Lombard

[11] **Patent Number: Des. 370,886**
[45] **Date of Patent: **Jun. 18, 1996**

[54] **PICKUP TRUCK SIDEBOARDS**

[76] Inventor: **Charles Lombard**, S. 515 Farr Rd.,
Spokane, Wash. 99206-3561

[**] Term: **14 Years**

[21] Appl. No.: **38,904**

[22] Filed: **May 15, 1995**

[52] U.S. Cl. **D12/414**

[58] Field of Search D12/414, 400,
D12/406; D21/71; 296/3, 10, 43, 50

[56] **References Cited**

U.S. PATENT DOCUMENTS

D. 301,134	5/1989	Ellison	D12/414
D. 345,768	4/1994	Bro et al.	D21/71
D. 354,722	1/1995	Medby	D12/414
4,585,264	4/1986	Miller	296/3
4,703,969	11/1987	Rayburn et al.	296/3
4,906,038	3/1990	Morris	296/3 X

Primary Examiner—Alan P. Douglas
Assistant Examiner—Cathron Matta
Attorney, Agent, or Firm—Mallinckrodt & Mallinckrodt

[57] **CLAIM**

The ornamental design for pickup truck sideboards, as shown and described.

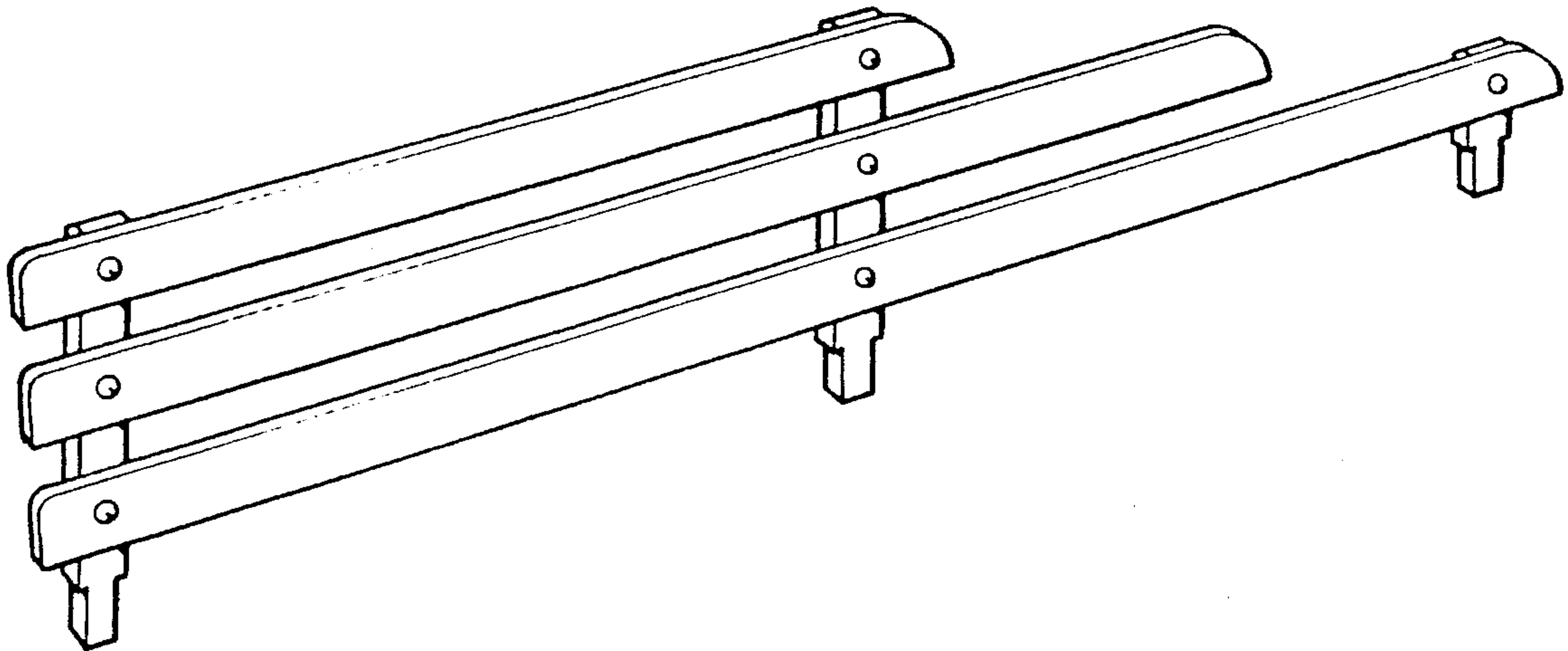
DESCRIPTION

FIG. 1 is a front left side perspective view of a pickup truck sideboard showing my new design;

FIG. 2 is a right side elevational view thereof;
FIG. 3 is a top plan view thereof;
FIG. 4 is a bottom plan view thereof;
FIG. 5 is a rear elevational view thereof;
FIG. 6 is a front elevational view thereof;
FIG. 7 is a front left side perspective view similar to that of FIG. 1 showing a second embodiment of my new design;
FIG. 8 is a right side elevational view of the embodiment of FIG. 7;
FIG. 9 is a top plan view thereof;
FIG. 10 is a bottom plan view thereof;
FIG. 11 is a rear elevational view thereof;
FIG. 12 is a front elevational view thereof;
FIG. 13 is a front left side perspective view similar to FIGS. 1 and 7 showing a third embodiment of my new design;
FIG. 14 is a right side elevational view of the embodiment of FIG. 13;
FIG. 15 is a top plan view thereof;
FIG. 16 is a bottom plan view thereof;
FIG. 17 is a rear elevational view thereof; and,
FIG. 18 is a front elevational view thereof.

The pickup truck sideboards will generally be provided in pairs, one for each side of the pickup truck bed. The Figures show the sideboards for the left side of the bed. The sideboards for the right side of the bed will be mirror images of the sideboards shown with, in addition, the left and right side indications reversed.

1 Claim, 3 Drawing Sheets



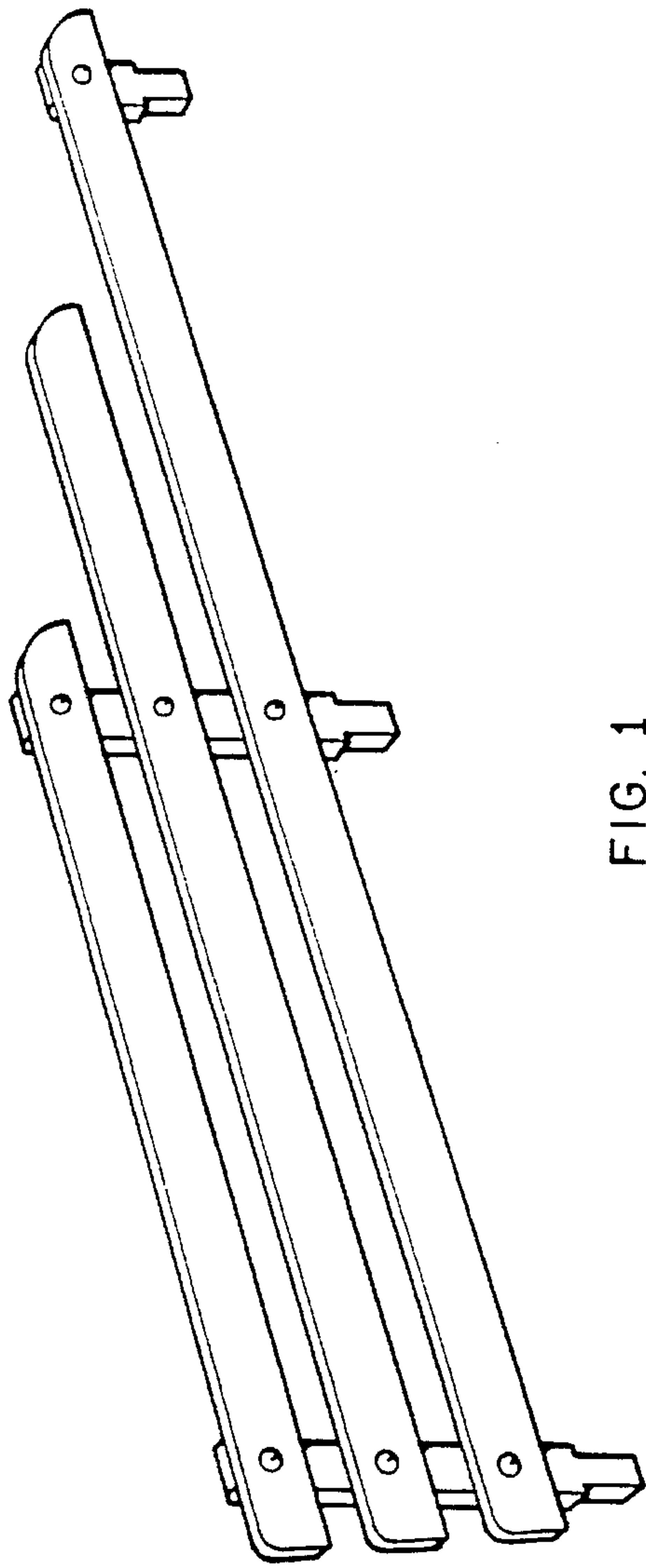


FIG. 1



FIG. 3



FIG. 5

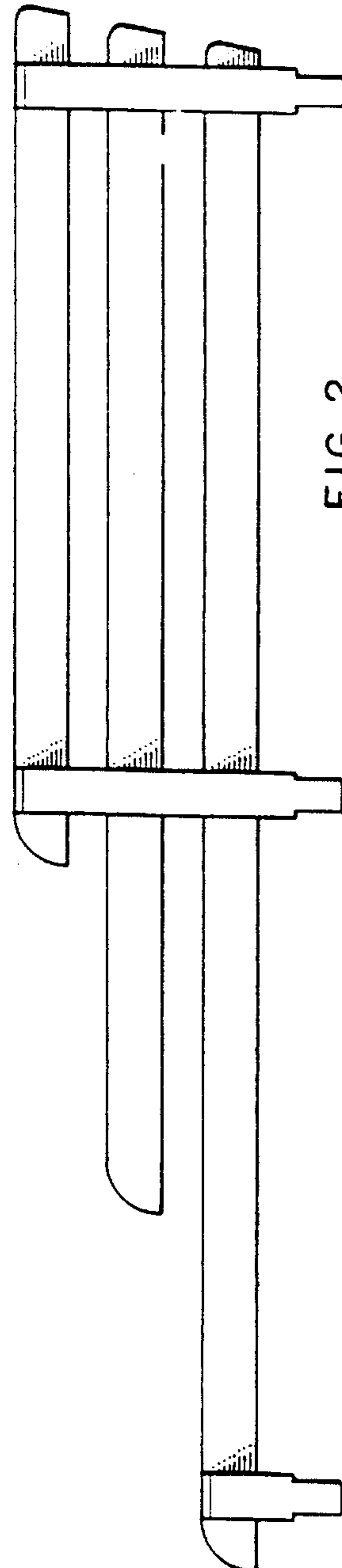


FIG. 2



FIG. 6



FIG. 4

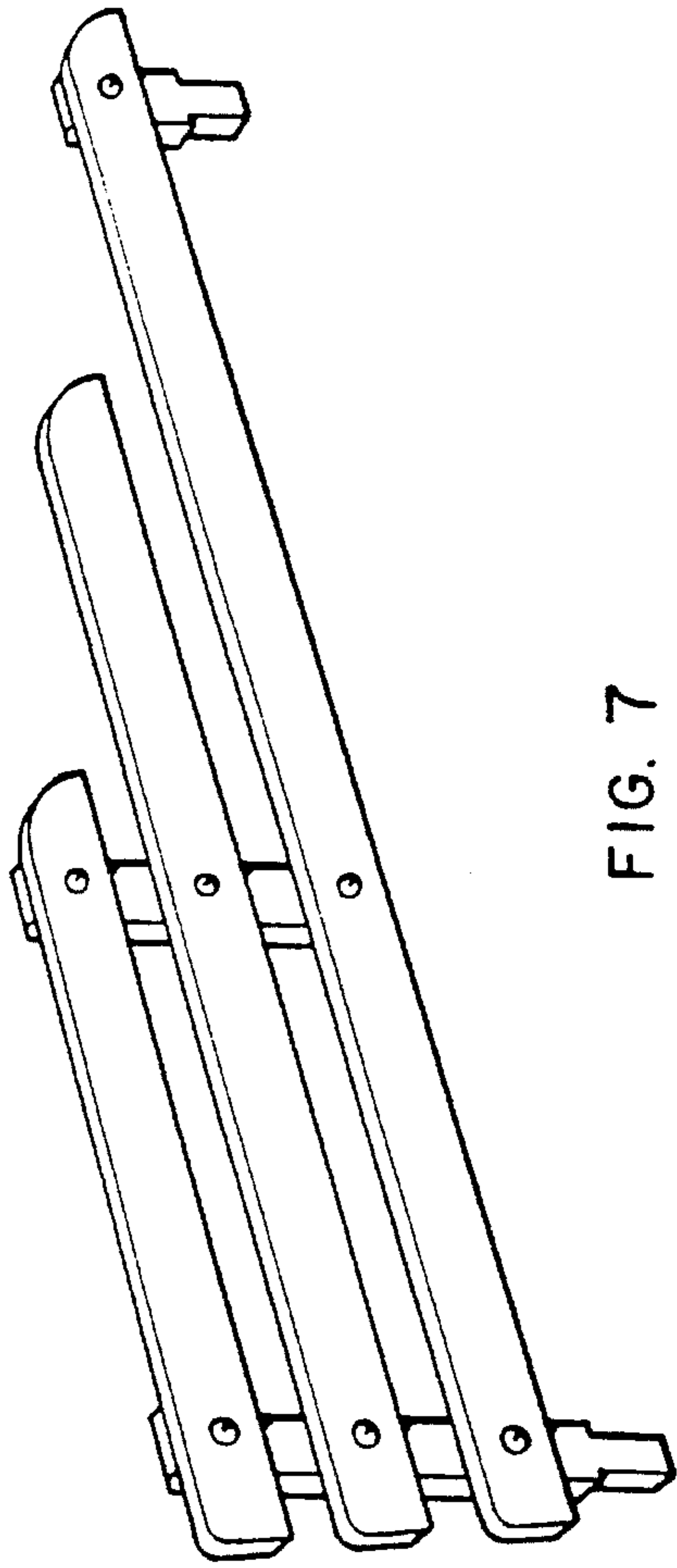


FIG. 7



FIG. 9



FIG. 11

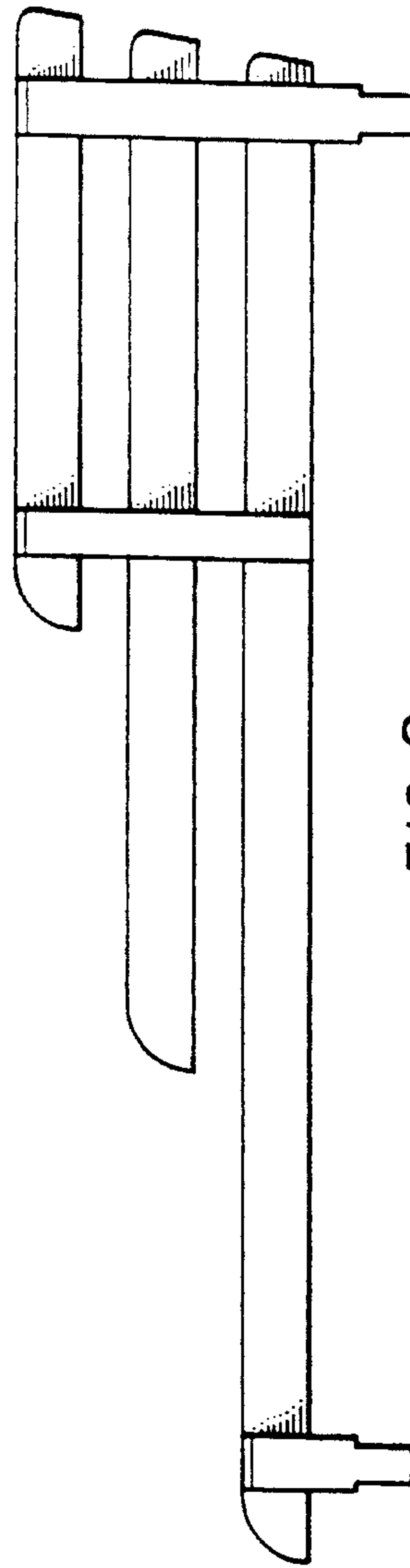


FIG. 8



FIG. 12



FIG. 10

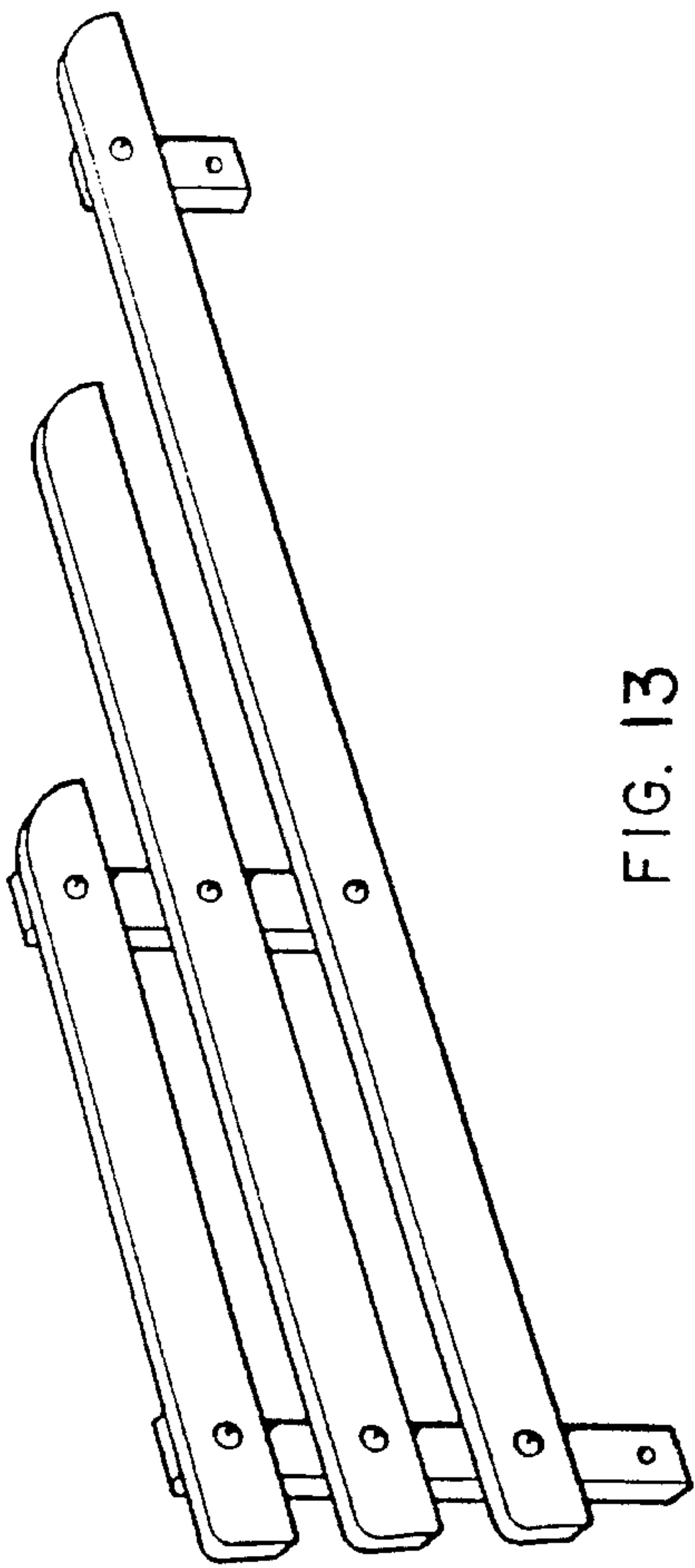


FIG. 13



FIG. 15

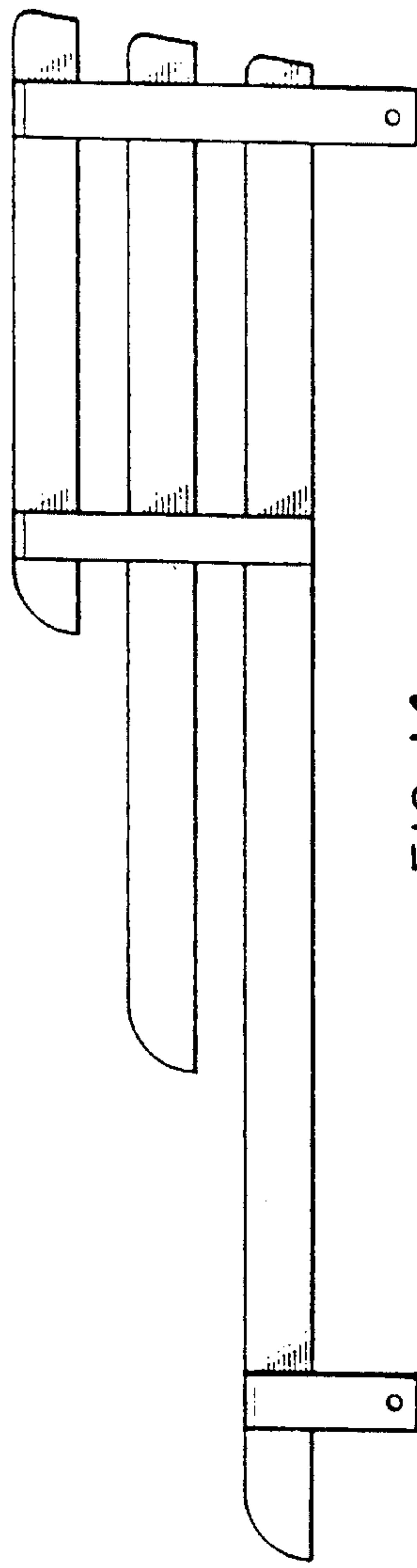


FIG. 14



FIG. 17



FIG. 18



FIG. 16