



US00D370883S

**United States Patent** [19]  
**Bhambra**

[11] **Patent Number:** **Des. 370,883**  
[45] **Date of Patent:** **\*\*Jun. 18, 1996**

[54] **MOTOR VEHICLE WHEEL FRONT FACE**

[75] Inventor: **Randjit Bhambra**, Stuttgart, Germany

[73] Assignee: **Dr. Ing. h.c.F. Porsche AG**, Germany

[\*\*] Term: **14 Years**

[21] Appl. No.: **16,130**

[22] Filed: **Dec. 8, 1993**

[30] **Foreign Application Priority Data**

Jun. 8, 1993 [DE] Germany ..... M 93 04 555.7

[52] U.S. Cl. .... **D12/209**

[58] Field of Search ..... D12/209, 211;  
301/64.1, 65

[56] **References Cited**

**U.S. PATENT DOCUMENTS**

D. 197,840 3/1964 Deaver ..... D12/209  
D. 205,449 8/1966 Reid ..... D12/211  
429,408 6/1890 Avery ..... 301/64.1

**OTHER PUBLICATIONS**

Custom Wheel & Tire Style Guide Supplement to Tire Review, May 1993, p. 23, Pinin Farina One-Piece Wheel, second row up from bottom, center of page.

Custom Wheel & Tire Style Guide Supplement to Tire Review, May 1993, p. 45, p. 234 Wheel, Second Row Down From Top, Left Center of Page.

*Primary Examiner*—James M. Gandy

*Attorney, Agent, or Firm*—Evenson, McKeown, Edwards & Lenahan

[57] **CLAIM**

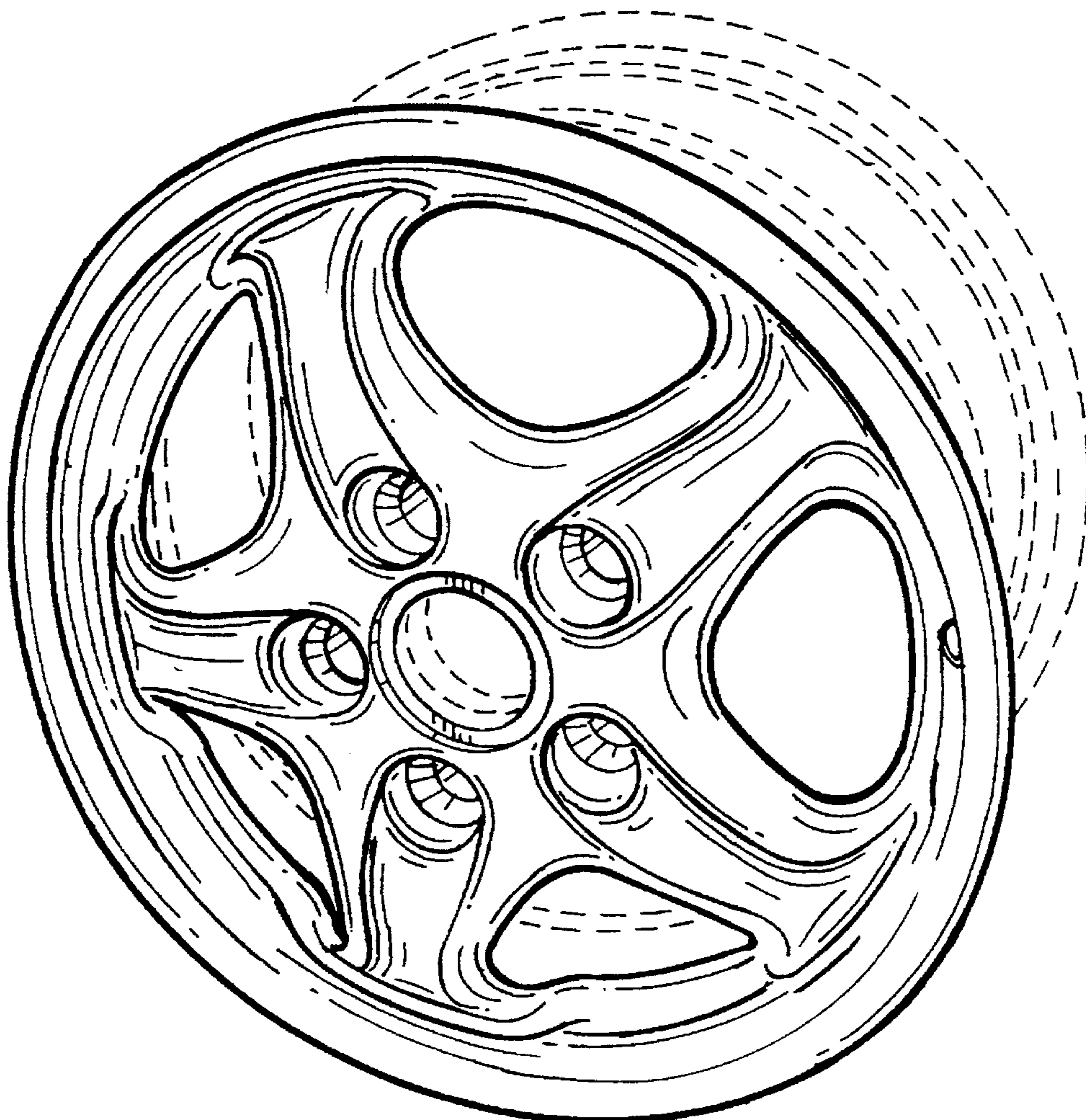
The ornamental design for a motor vehicle wheel front face, as shown and described.

**DESCRIPTION**

FIG. 1 is a front elevation view of a motor vehicle wheel front face showing my new design; and,

FIG. 2 is a perspective view thereof, it being understood that the broken lines are for illustrative purposes only and form no part of the claimed design.

**1 Claim, 1 Drawing Sheet**






FIG. 1

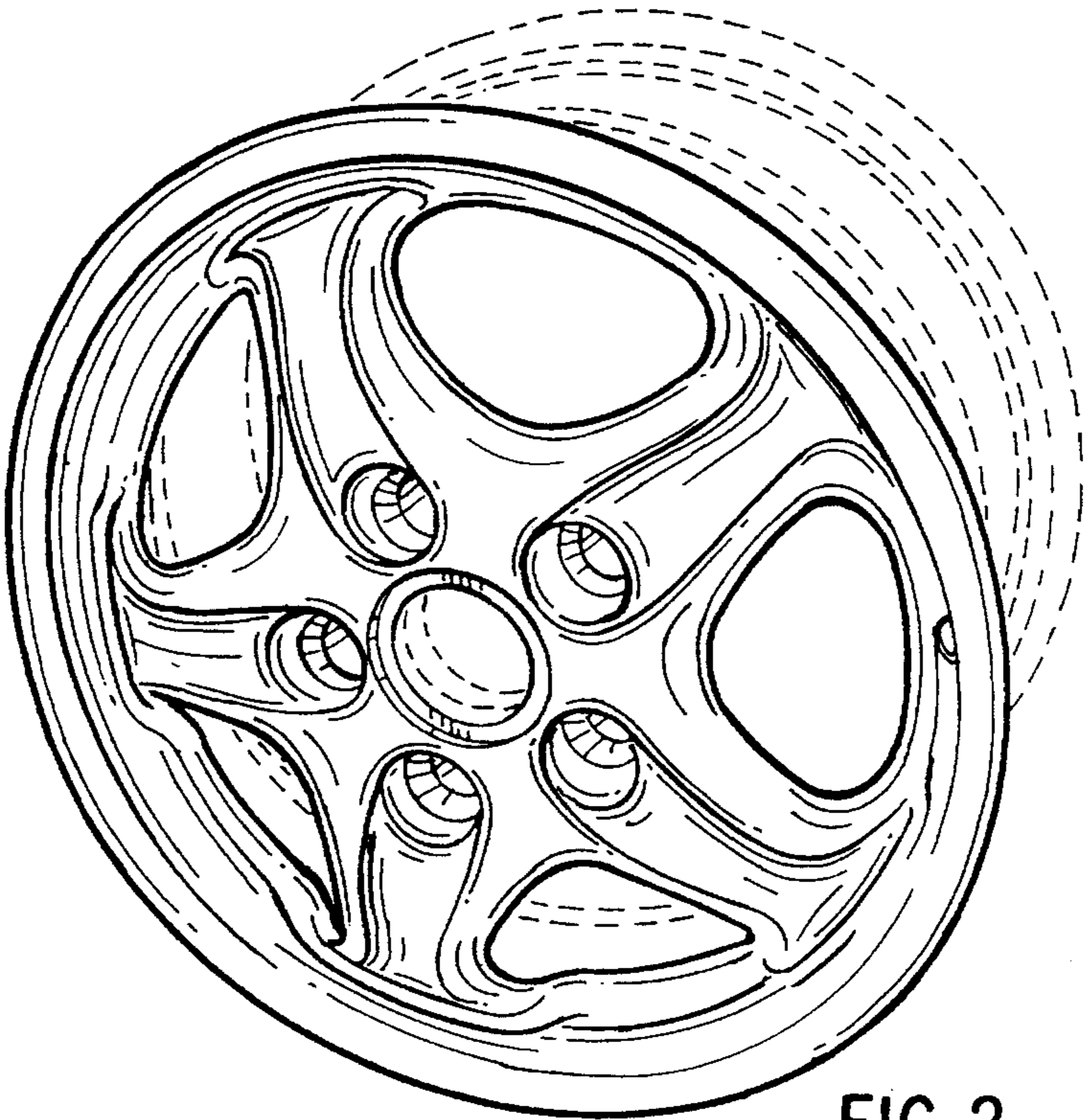


FIG. 2