



US00D370882S

# United States Patent [19]

[11] Patent Number: **Des. 370,882**

Schmidt et al.

[45] Date of Patent: **\*\*Jun. 18, 1996**

[54] MIRROR SUPPORT SHAFT

[76] Inventors: **William P. Schmidt**, 21821 Woodruff, Rockwood, Mich. 48173; **Franklin D. Hutchinson**, 28000 Bell Rd., New Boston, Mich. 48164

[\*\*] Term: **14 Years**

[21] Appl. No.: **17,157**

[22] Filed: **Jan. 5, 1994**

### Related U.S. Application Data

[62] Division of Ser. No. 870,522, Apr. 17, 1992, Pat. No. 5,316,257, which is a continuation of Ser. No. 419,213, Oct. 10, 1989, Pat. No. 5,106,049.

[52] U.S. Cl. .... **D12/187**

[58] Field of Search ..... D12/187; D8/354, D8/370; 248/479, 480, 486, 487, 302, 303

### [56] References Cited

#### U.S. PATENT DOCUMENTS

1,905,623	4/1933	Deitz	
3,667,718	6/1972	Goslin et al.	248/487
3,729,163	4/1973	Cummins	248/487
3,778,016	12/1973	Gernhardt et al.	248/475 R
3,833,198	9/1974	Holzman	248/476
3,857,539	12/1974	Kavanaugh	248/475 R
3,906,592	9/1975	Sakasegawa et al.	24/73 A
3,976,275	8/1976	Clark	248/487

4,030,692	6/1977	Szilagy	248/487
4,212,303	7/1980	Nolan	128/346
4,368,868	1/1983	Urban	248/549
4,500,063	2/1985	Schmidt et al.	248/475.1
4,609,171	9/1986	Matsui	248/74.3
4,822,157	4/1989	Stout	248/479
4,830,326	5/1989	Schmidt et al.	248/479
4,938,578	7/1990	Schmidt et al.	248/479
5,005,963	4/1991	Schmidt et al.	350/629

Primary Examiner—James M. Gandy

Attorney, Agent, or Firm—DuRoss & Brady Weintraub

### [57] CLAIM

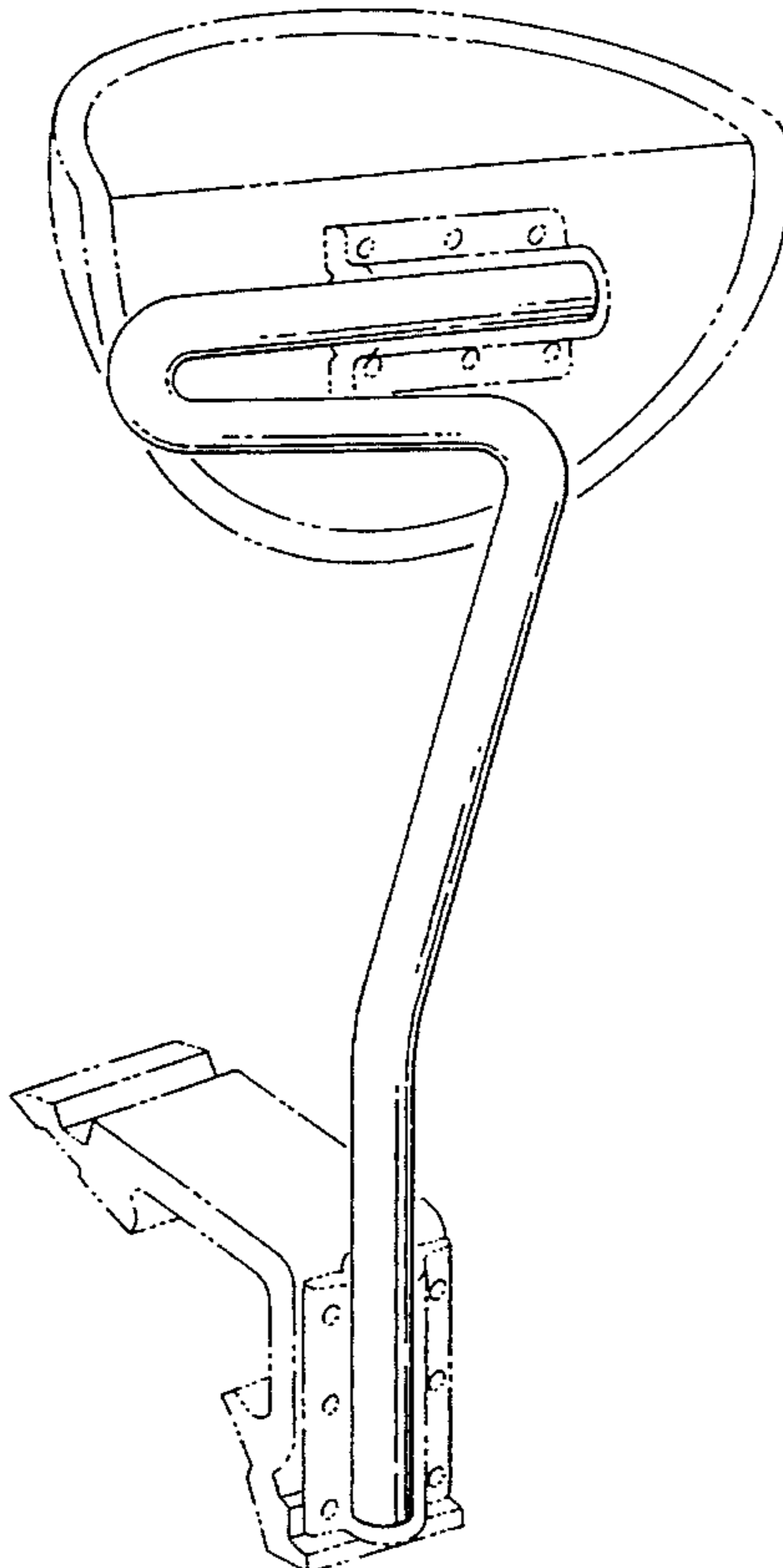
The ornamental design for a mirror support shaft, as shown and described.

### DESCRIPTION

FIG. 1 is a perspective view of the mirror support shaft, showing our new design;  
 FIG. 2 is a top plan view hereof;  
 FIG. 3 is a bottom plan view hereof;  
 FIG. 4 is a first side elevation view hereof;  
 FIG. 5 is a rear elevation view hereof;  
 FIG. 6 is a second elevation view hereof, as seen from the side opposite that of FIG. 4; and,  
 FIG. 7 is a front view hereof.

The broken line showing of environmental structure in FIG. 1 of the drawing is for illustrative purposes only and forms no part of the claimed design.

**1 Claim, 2 Drawing Sheets**



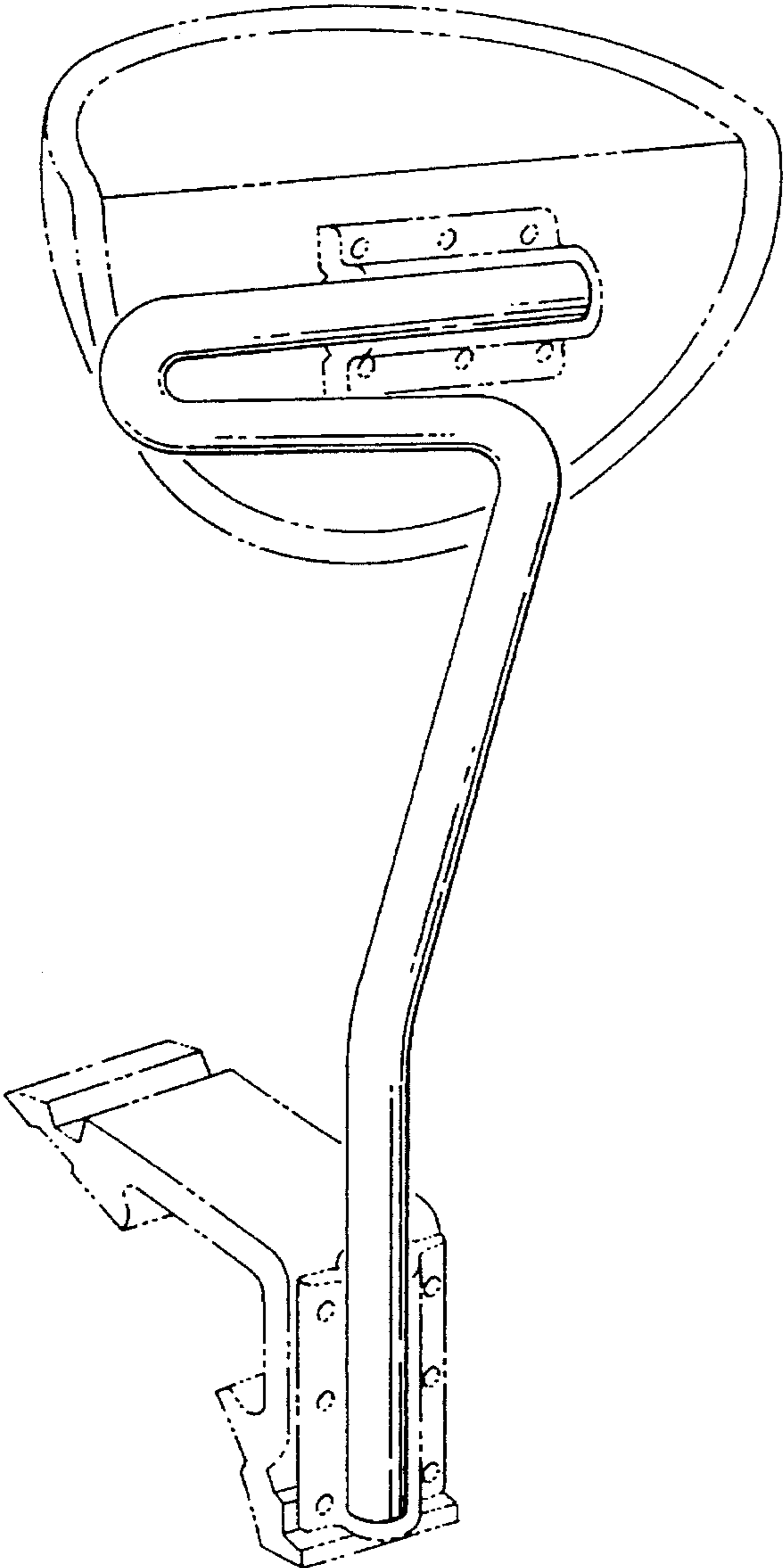


FIG 1

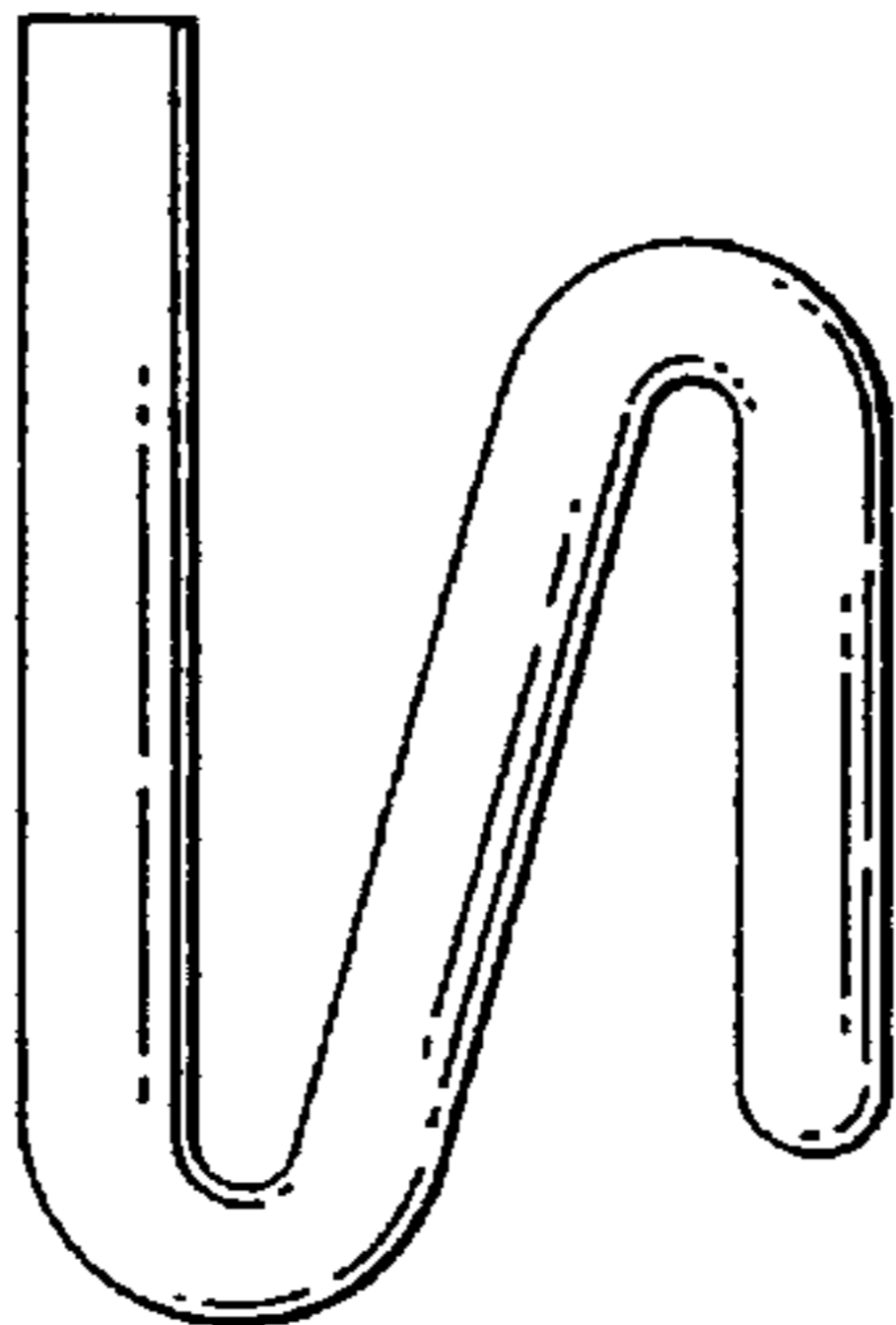


FIG 2

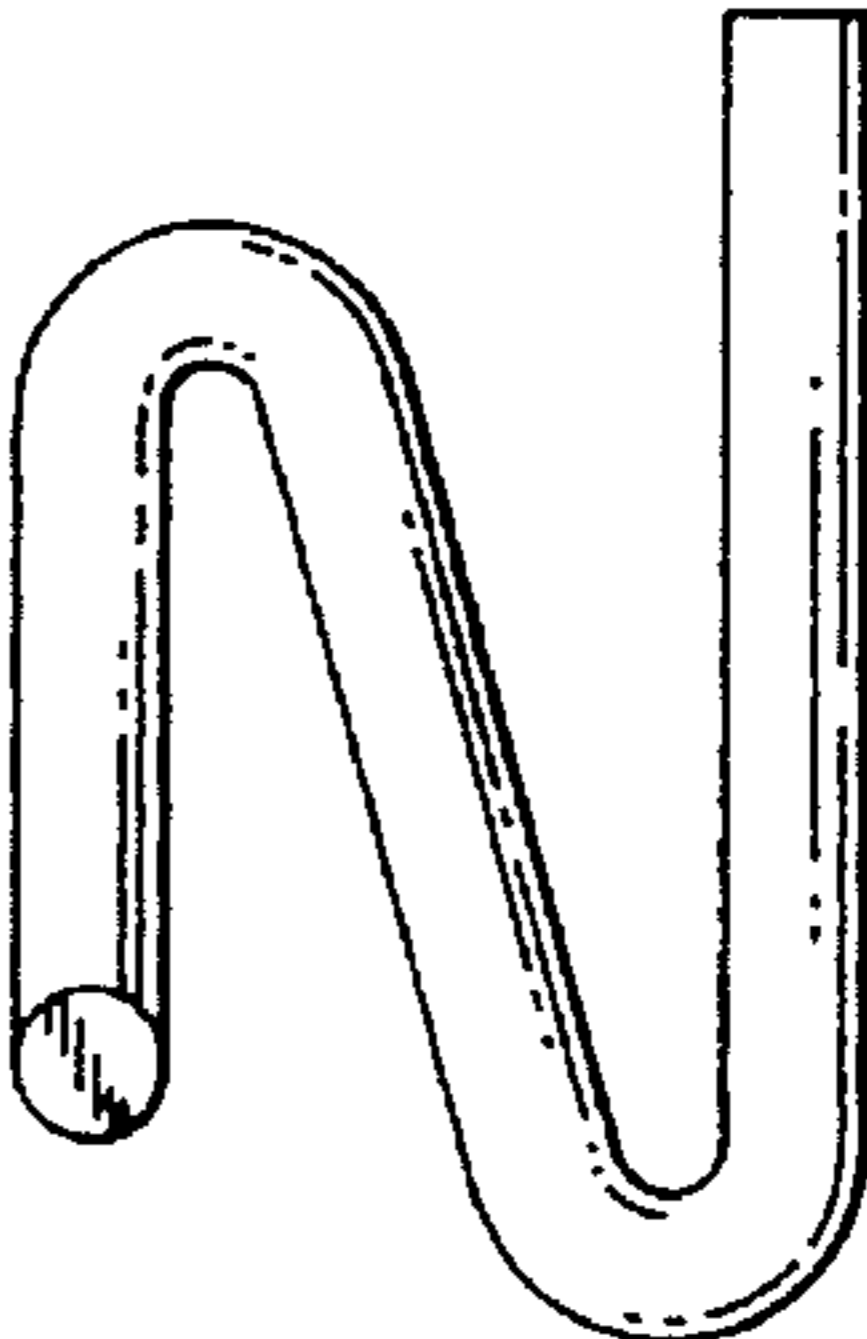


FIG 3

FIG 4




FIG 5

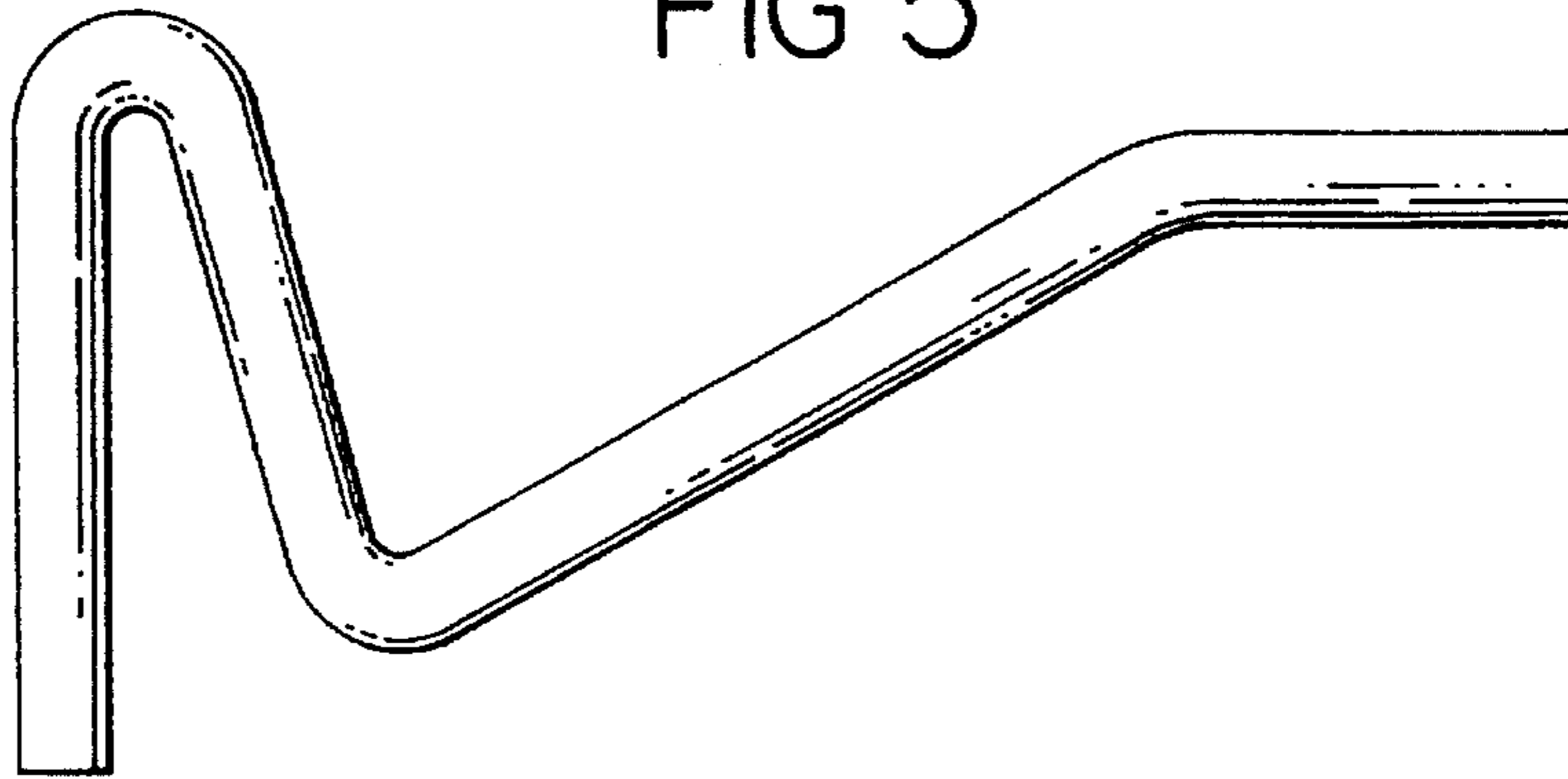


FIG 6




FIG 7

