



US00D370874S

United States Patent [19]

Muller et al.

[11] Patent Number: **Des. 370,874**

[45] Date of Patent: ****Jun. 18, 1996**

[54] **GARMENT LINK OR SIMILAR ARTICLE**

[75] Inventors: **Richard Muller**, Yonkers; **Kurt H. Kopf**, Jackson Heights, both of N.Y.

[73] Assignee: **ADS Metal Products Co., Inc.**, New York, N.Y.

[**] Term: **14 Years**

[21] Appl. No.: **31,851**

[22] Filed: **Dec. 7, 1994**

[52] U.S. Cl. **D11/218**

[58] Field of Search D11/200, 212,
D11/218, 86-89; D2/633, 639; 24/200,
163 R, 163 K

[56] **References Cited**

U.S. PATENT DOCUMENTS

D. 93,599	10/1934	Babin	D11/218
D. 97,050	10/1935	Freysinger	D11/218
D. 106,785	11/1937	Dorée	D11/200
D. 301,566	6/1989	Heiberger	D11/218

D. 303,456	9/1989	Selisky	D11/218
D. 337,745	7/1993	Fildan	D11/200
D. 350,712	9/1994	D'Ambrosio et al.	D11/218
D. 352,681	11/1994	Fildan	D11/200
D. 356,525	3/1995	Fildan	D11/218
3,222,688	12/1965	Rosenzweig	24/200

Primary Examiner—Ralf Seifert
Attorney, Agent, or Firm—Mark P. Stone

[57] **CLAIM**

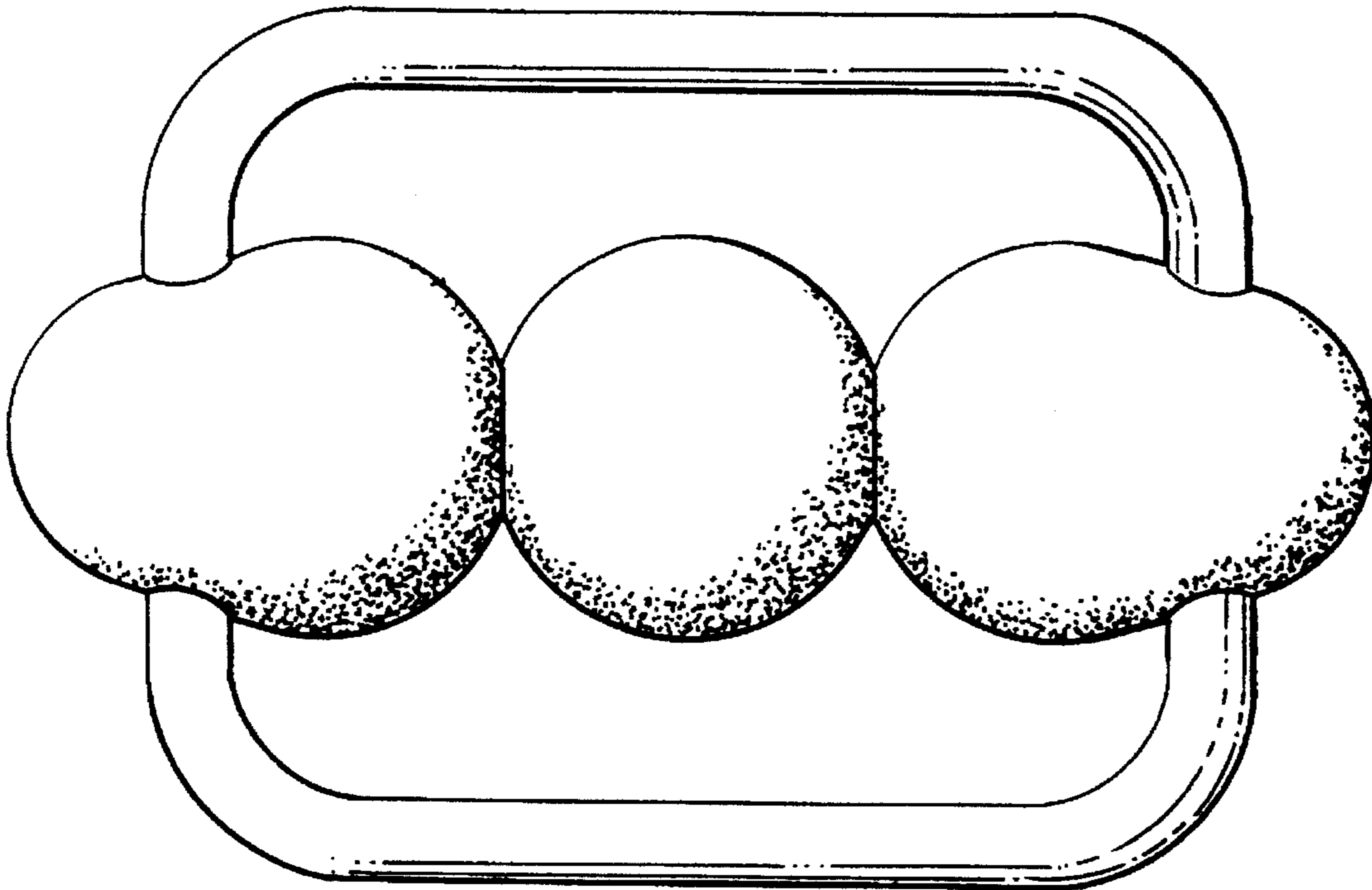
The ornamental design for a garment link or similar article, as shown and described.

DESCRIPTION

FIG. 1 is a front elevational view of a garment link or similar article showing our new design. The rear elevational view is identical to that of the front;

FIG. 2 is a right side elevational view of our new design. The left side elevational view is identical to the right side; and, FIG. 3 is a top plan view of our new design. The bottom plan view is identical to the top.

1 Claim, 1 Drawing Sheet



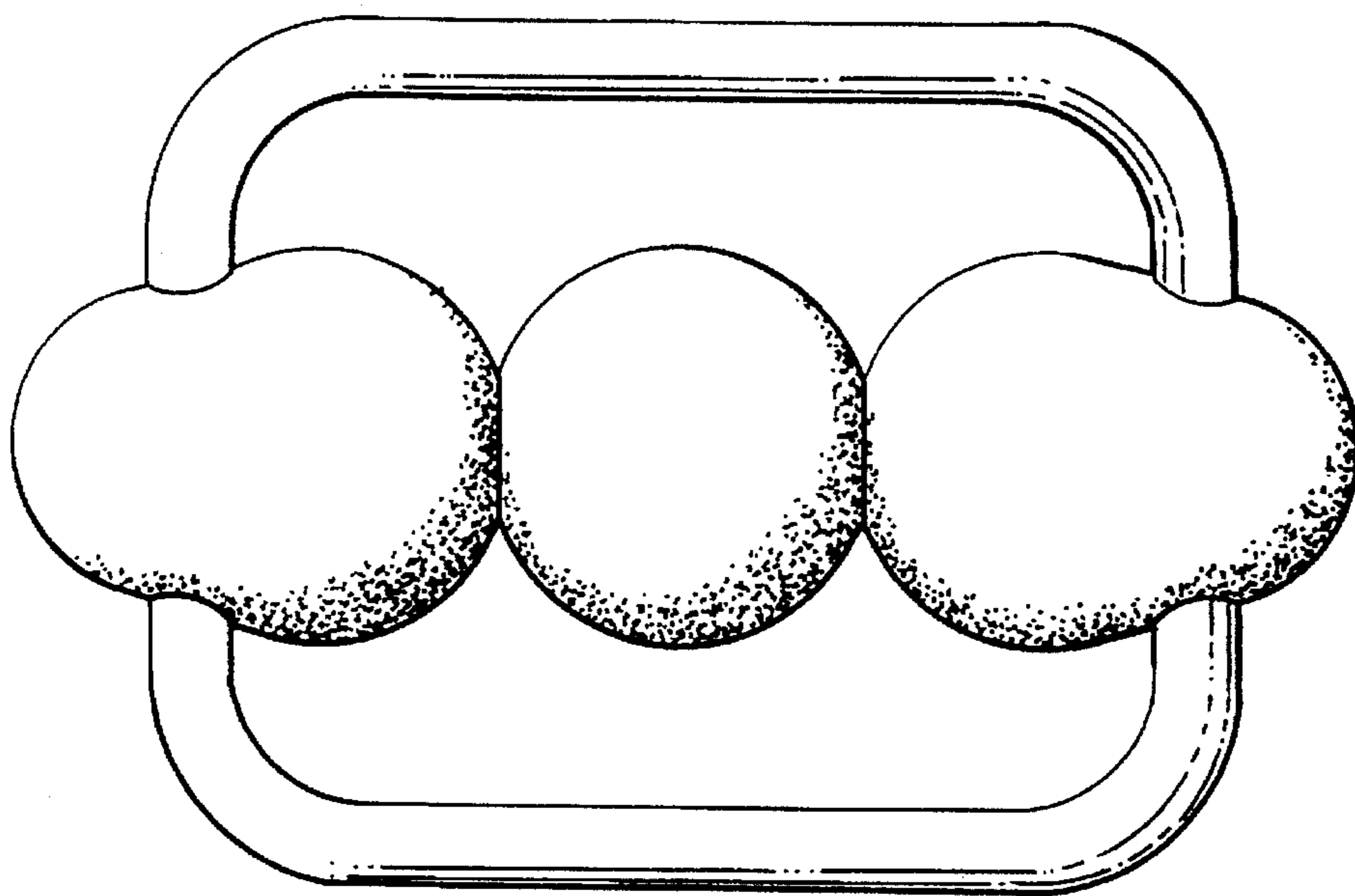


FIG. 1

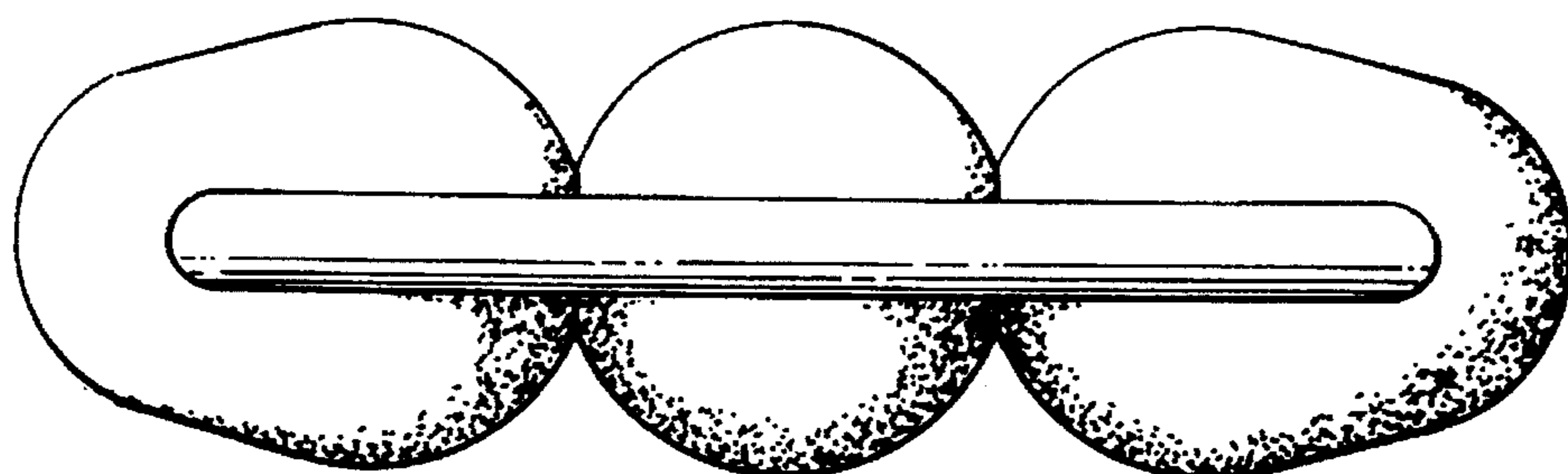


FIG. 2

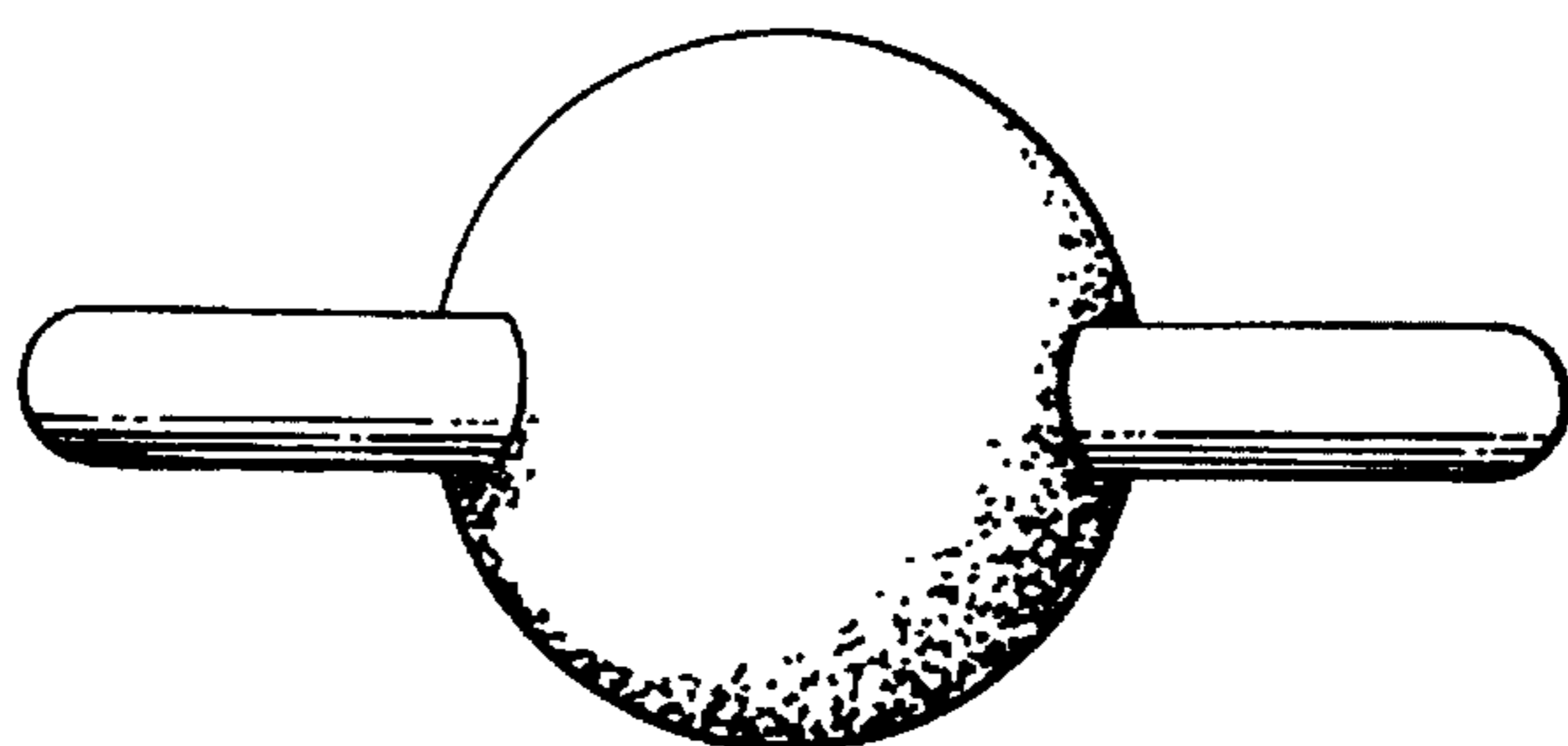


FIG. 3