



US00D370859S

**United States Patent** [19]  
**Scheufele**

[11] **Patent Number: Des. 370,859**  
[45] **Date of Patent: \*\*Jun. 18, 1996**

[54] **WATCH**

[75] Inventor: **Caroline Scheufele**, Prangins,  
Switzerland  
[73] Assignee: **Le Petit-Fils de L.U. Chopard & Cie**  
SA, Meyrin, Switzerland  
[\*\*] Term: **14 Years**  
[21] Appl. No.: **33,806**  
[22] Filed: **Jan. 20, 1995**

[30] **Foreign Application Priority Data**

Sep. 22, 1994 [CH] Switzerland ..... DMA/002640  
[52] **U.S. Cl.** ..... **D10/39; D10/30**  
[58] **Field of Search** ..... D10/1-40, 122-132;  
368/280-282, 276-277, 285

[56] **References Cited**

**U.S. PATENT DOCUMENTS**

D. 300,513 4/1989 Tsukahara ..... D10/38 X  
D. 316,974 5/1991 Fong ..... D10/32 X  
D. 348,615 7/1994 Bernard ..... D10/39

**OTHER PUBLICATIONS**

*Swiss Watch & Jewelry Journal*—Feb. 1988—p. 244—  
Watch.  
*Domus*—Oct. 1987—News Sec.—2nd page of 9—watch at  
top-left.  
*Swiss Watch & Jewelry Journal*—Mar. 1988—p. 494—  
watch at middle-right.  
*Swiss Watch & Jewelry Journal*—Feb. 1989—p. 479—  
watch.  
*Primary Examiner*—Nelson C. Holtje  
*Attorney, Agent, or Firm*—McGlew and Tuttle

[57] **CLAIM**

The ornamental design for a watch, as shown and described.

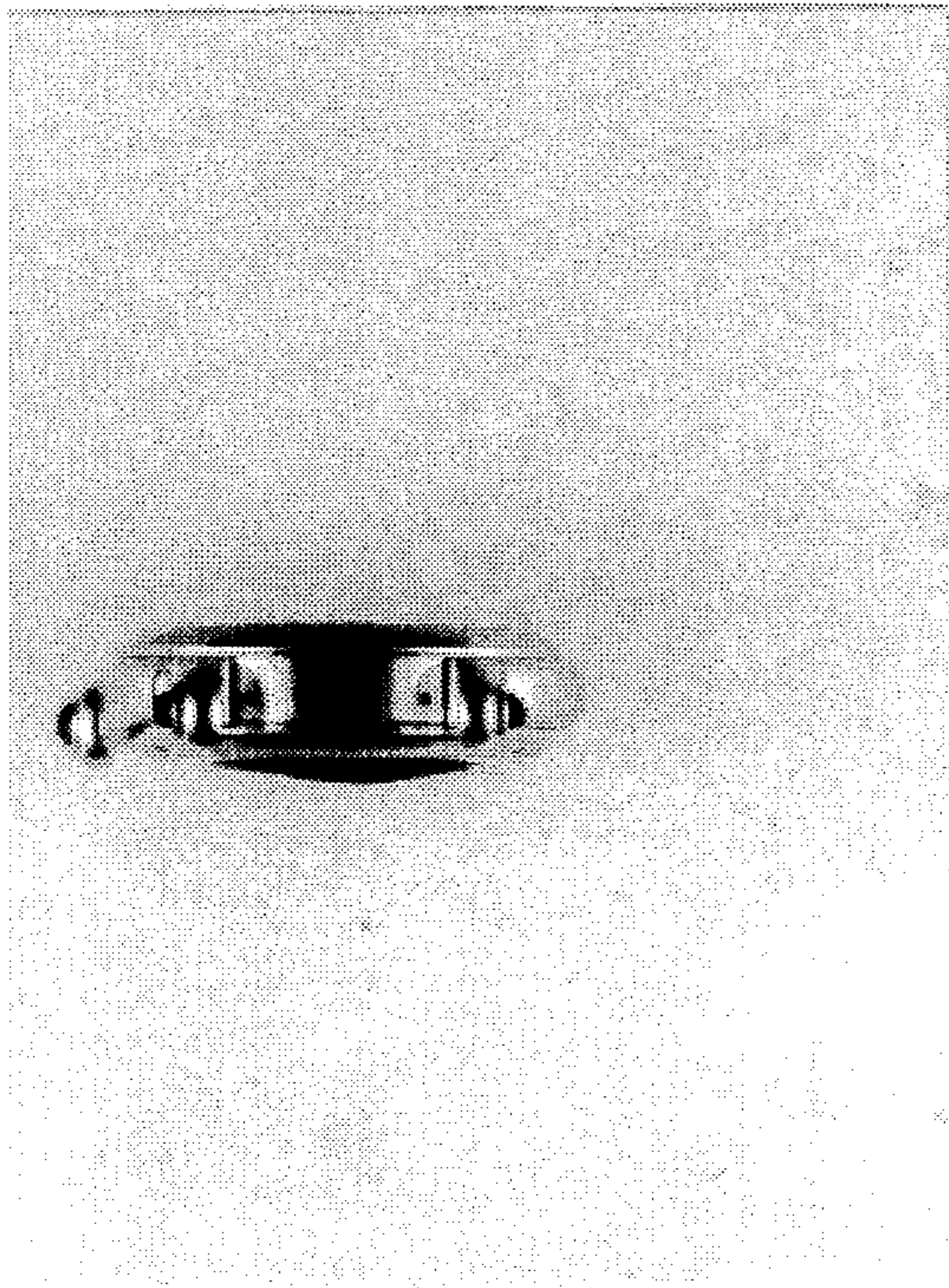
**DESCRIPTION**

FIG. 1 is a top view of a watch showing my new design;  
FIG. 2 is a bottom view thereof;  
FIG. 3 is a front view thereof;  
FIG. 4 is a rear view thereof;  
FIG. 5 is a right side view thereof;  
FIG. 6 is a left side view thereof; and,  
FIG. 7 is a right side perspective view thereof.


**1 Claim, 2 Drawing Sheets**









*Fig. 1*



*Fig. 2*

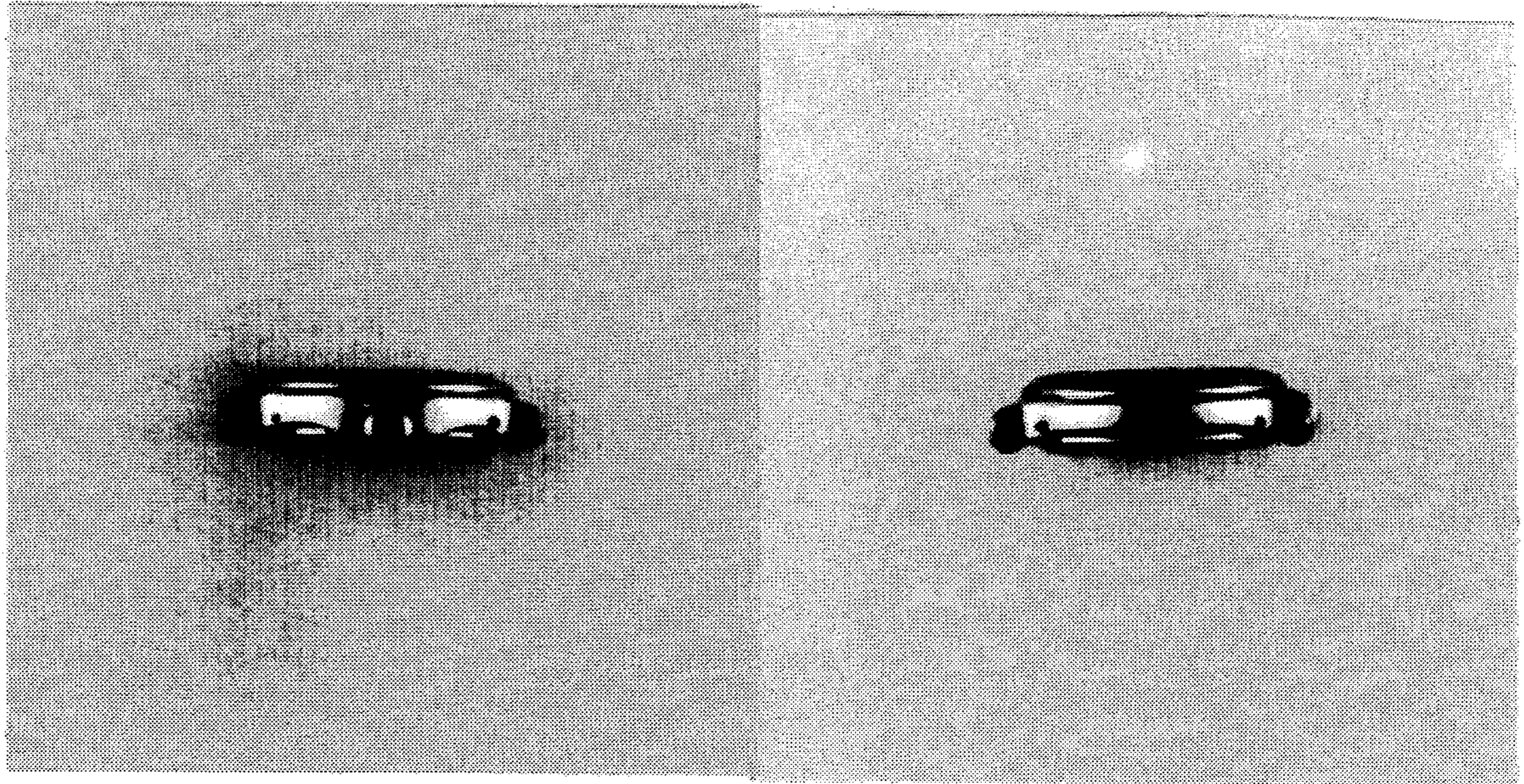


*Fig. 3*




*Fig. 4*





*Fig. 5*

*Fig. 6*



*Fig. 7*