



US00D370858S

# United States Patent [19]

Yamamoto

[11] Patent Number: **Des. 370,858**

[45] Date of Patent: **\*\*Jun. 18, 1996**

[54] **WRIST WATCH**

D. 361,280 8/1995 Hanagata ..... D10/31 X

[75] Inventor: **Hideyuki Yamamoto**, Fussa, Japan

*Primary Examiner*—Nelson C. Holtje  
*Attorney, Agent, or Firm*—Frishauf, Holtz, Goodman,  
Langer & Chick

[73] Assignee: **Casio Computer Co., Ltd.**, Tokyo,  
Japan

[\*\*] Term: **14 Years**

[57] **CLAIM**

The ornamental design for a wrist watch, as shown.

[21] Appl. No.: **39,620**

**DESCRIPTION**

[22] Filed: **May 31, 1995**

[52] U.S. Cl. .... **D10/38**

[58] **Field of Search** ..... D10/1-40, 122-132;  
368/280-282, 276-277, 28-30, 285, 239-242,  
82-84, 41-44

FIG. 1 is a front elevational view of a wrist watch showing  
my new design;

FIG. 2 is a right side elevational view thereof;

FIG. 3 is a left side elevational view thereof;

FIG. 4 is a top plan view thereof;

FIG. 5 is a bottom plan view thereof;

FIG. 6 is a rear elevational view thereof; and,

FIG. 7 is a perspective view thereof.

[56] **References Cited**

**U.S. PATENT DOCUMENTS**

D. 271,946 12/1983 Dobayashi ..... D10/38

D. 354,242 1/1995 Hanagata ..... D10/31 X

**1 Claim, 2 Drawing Sheets**

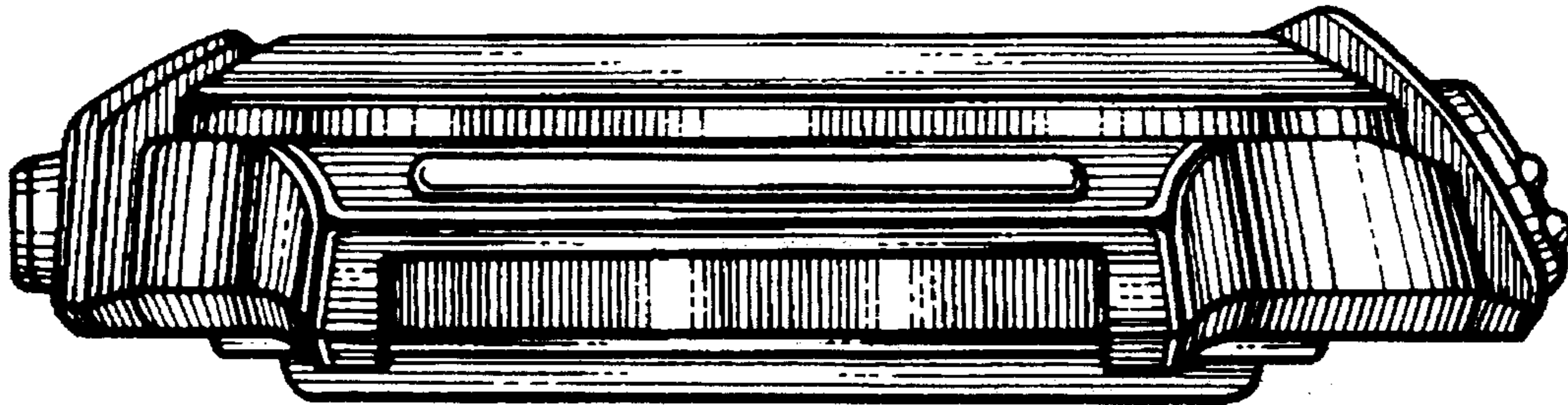


FIG. 4




FIG. 3




FIG. 1




FIG. 2

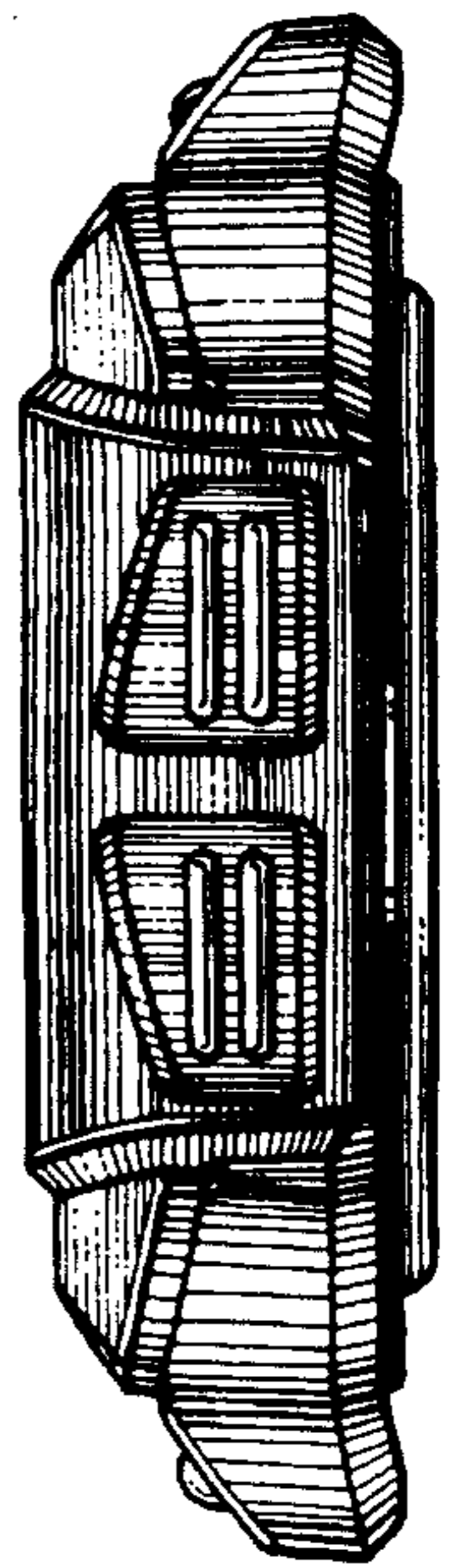


FIG. 5




FIG. 6

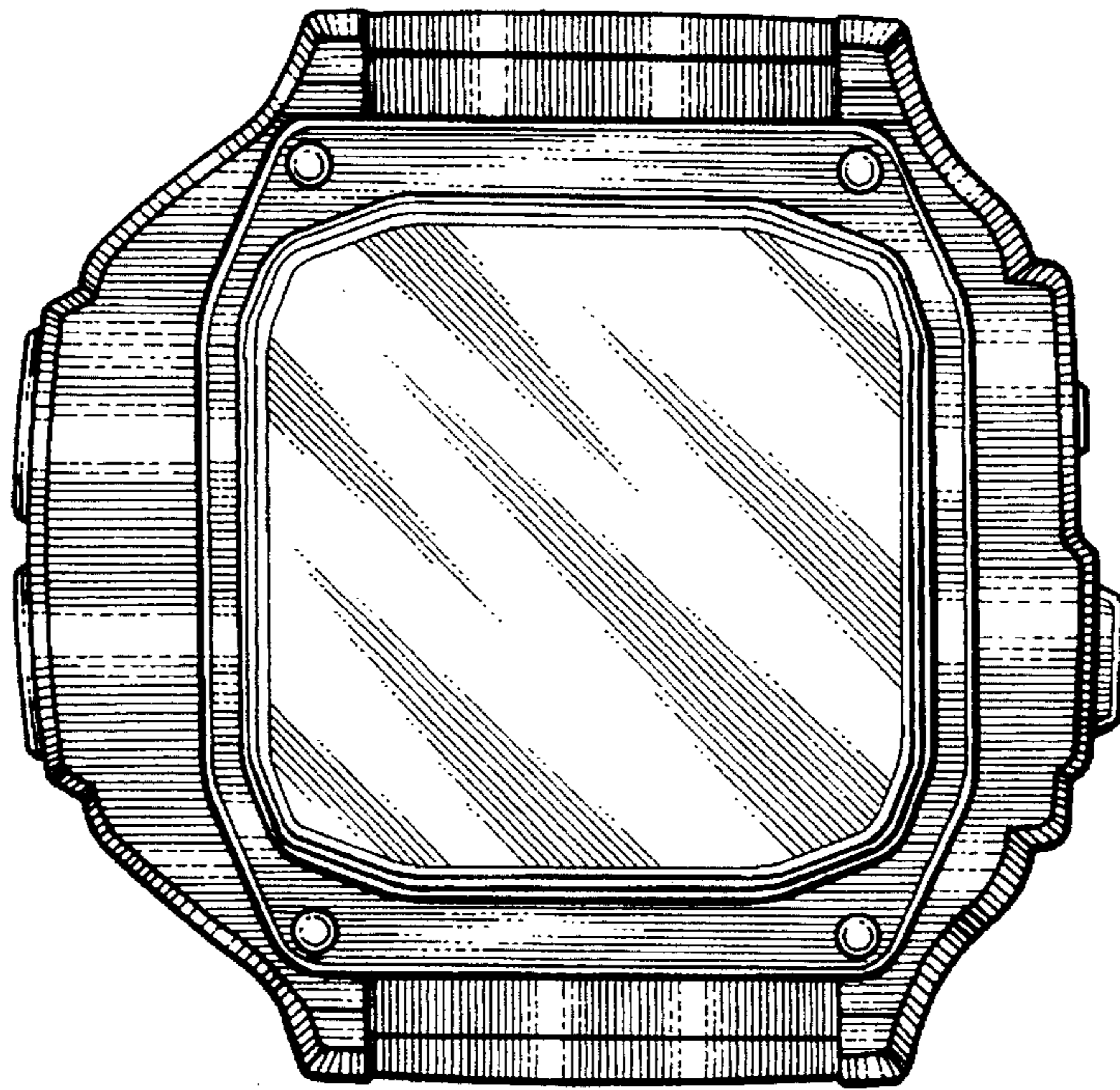


FIG. 7

