



US00D370857S

United States Patent [19]

Goto et al.

[11] Patent Number: **Des. 370,857**

[45] Date of Patent: ****Jun. 18, 1996**

[54] **WRIST WATCH**

D. 358,998 6/1995 Sugita D10/31
D. 359,001 6/1995 Nakai D10/30 X

[75] Inventors: **Atsushi Goto**, Kunitachi; **Masao Wada**, Tokyo, both of Japan

Primary Examiner—Nelson C. Holtje
Attorney, Agent, or Firm—Frishauf, Holtz, Goodman, Langer & Chick

[73] Assignee: **Casio Computer Co., Ltd.**, Tokyo, Japan

[57] CLAIM

[**] Term: **14 Years**

The ornamental design for a wrist watch, as shown.

[21] Appl. No.: **38,260**

DESCRIPTION

[22] Filed: **May 2, 1995**

[52] U.S. Cl. **D10/38**

[58] Field of Search D10/1-40, 122-132;
368/280-282, 276-277, 28-30, 285, 239-242,
82-84, 41-44

FIG. 1 is a front elevational view of a wrist watch showing our new design;

FIG. 2 is a right side elevational view thereof, the left side elevational view being identical to the right side elevational view;

FIG. 3 is a top plan view thereof, the bottom plan view being identical to the top plan view;

FIG. 4 is a rear elevational view thereof; and,

FIG. 5 is a perspective view thereof.

[56] References Cited

U.S. PATENT DOCUMENTS

D. 271,946 12/1983 Dobayashi D10/38
D. 349,247 8/1994 Sugita D10/30 X

1 Claim, 2 Drawing Sheets




FIG. 3




FIG. 1




FIG. 2




FIG. 4

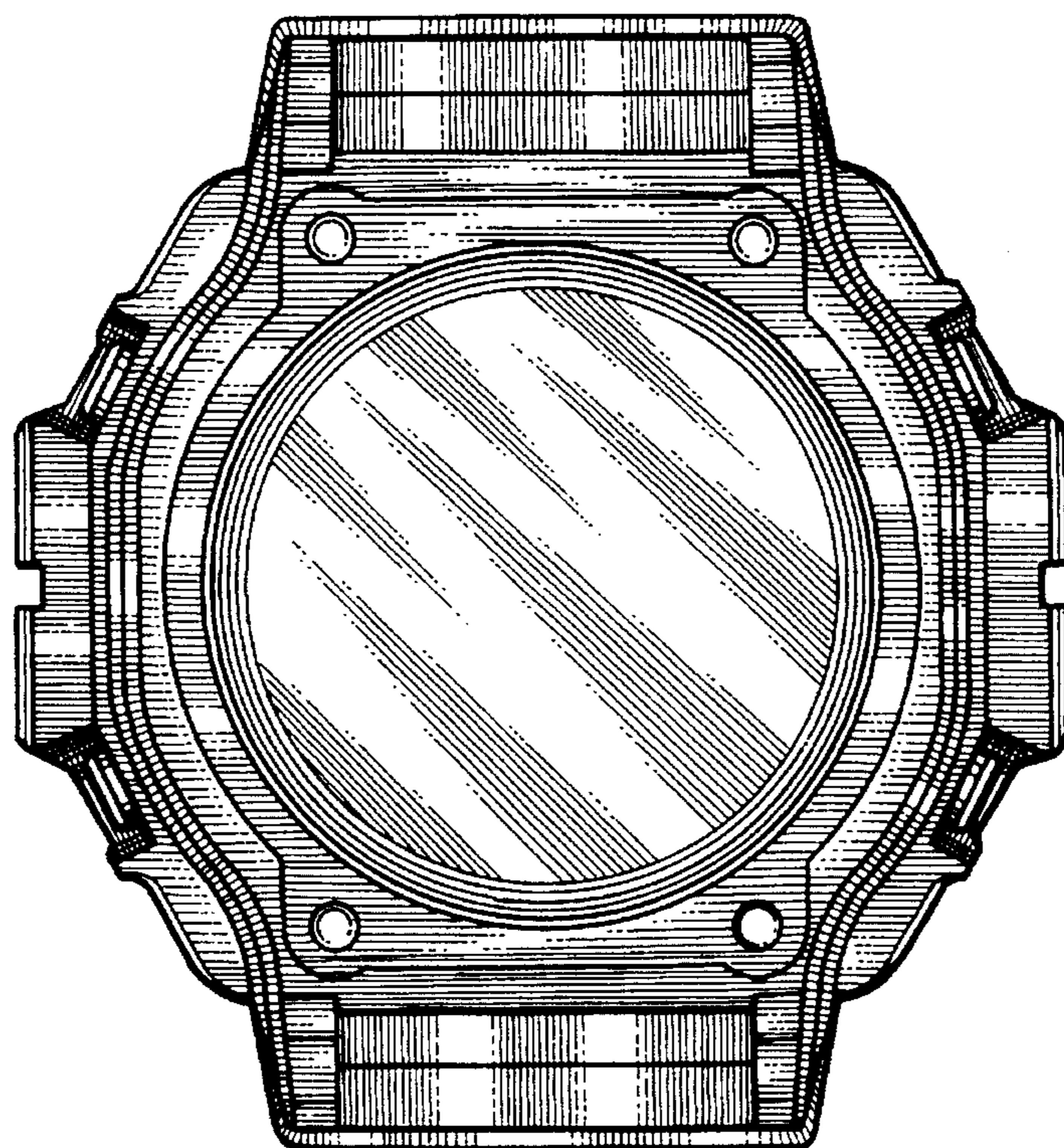


FIG. 5

