



US00D370833S

# United States Patent [19]

[11] **Patent Number: Des. 370,833**

**Vance**

[45] **Date of Patent: \*\*Jun. 18, 1996**

[54] **COOLER**

D. 355,813 2/1995 Vance ..... D7/606  
5,329,787 7/1994 Friday ..... 62/457.7 X

[76] Inventor: **David K. Vance**, 21213 Alto Terra Dr.,  
Davidson, N.C. 28036

*Primary Examiner*—Terry A. Wallace

[\*\*] Term: **14 Years**

[57] **CLAIM**

[21] Appl. No.: **32,574**

The ornamental design for a cooler, as shown and described.

[22] Filed: **Dec. 21, 1994**

### DESCRIPTION

#### Related U.S. Application Data

[63] Continuation-in-part of Ser. No. 11,322, Aug. 2, 1993, Pat.  
No. Des. 355,813.

[52] **U.S. Cl.** ..... **D7/606**

[58] **Field of Search** ..... D7/605-608, 710;  
D9/307, 308; 62/457.1, 457.2, 457.6, 457.7,  
457.9, 372; 206/541, 545, 549; 220/412

FIG. 1 is a right side elevational view of a cooler showing  
my new design;

FIG. 2 is a left side elevational view thereof;

FIG. 3 is a perspective view thereof with the handle removed  
for clarity of illustration;

FIG. 4 is a front elevational view thereof with the handle  
removed for clarity of illustration;

FIG. 5 is a rear elevational view thereof with the handle  
removed for clarity of illustration;

FIG. 6 is a top view thereof with the handle removed for  
clarity of illustration;

FIG. 7 is a bottom view thereof; and,


FIG. 8 is a perspective view thereof.


#### [56] **References Cited**

##### U.S. PATENT DOCUMENTS


D. 283,480 4/1986 Bailey ..... D7/605  
D. 290,080 6/1987 Carlson ..... D7/605  
D. 347,970 6/1994 Wright ..... D7/606

**1 Claim, 4 Drawing Sheets**



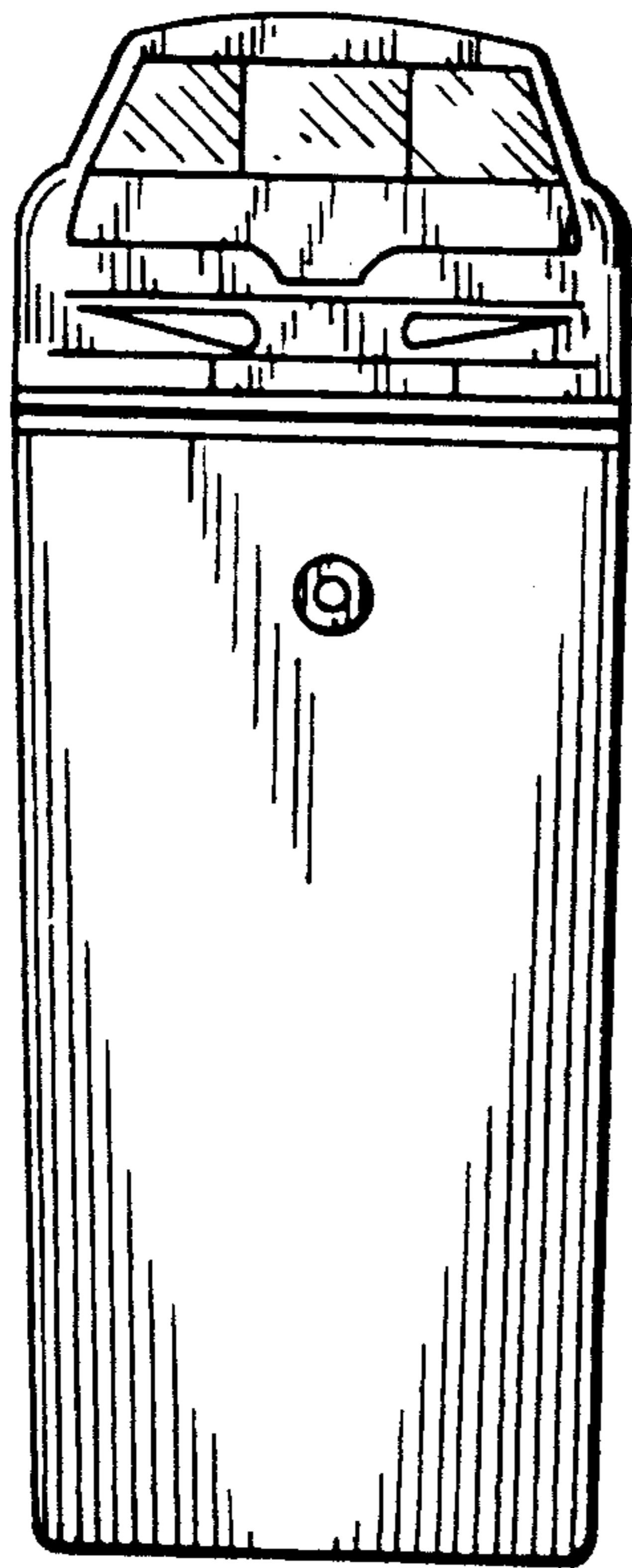
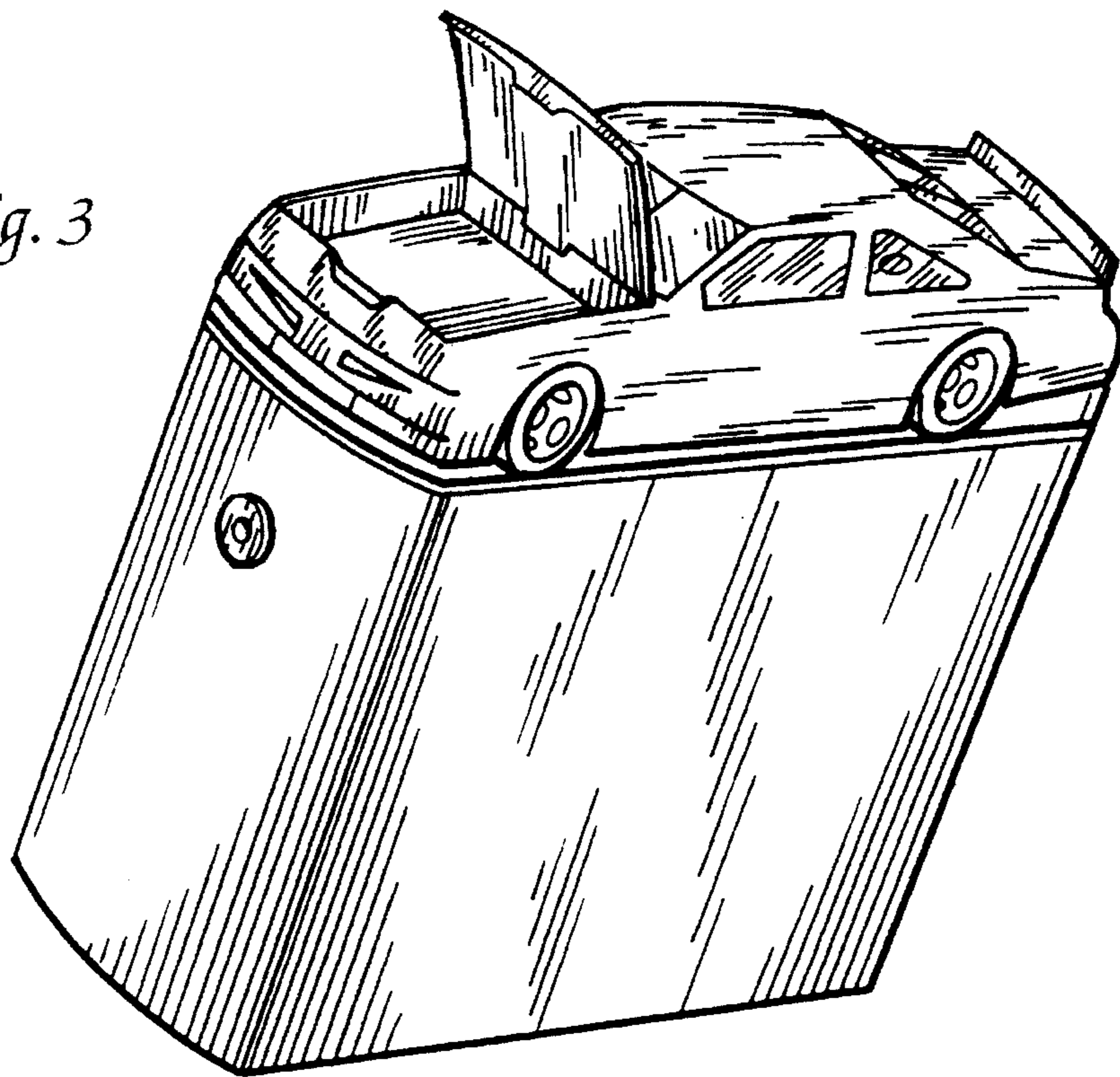


*Fig. 1*

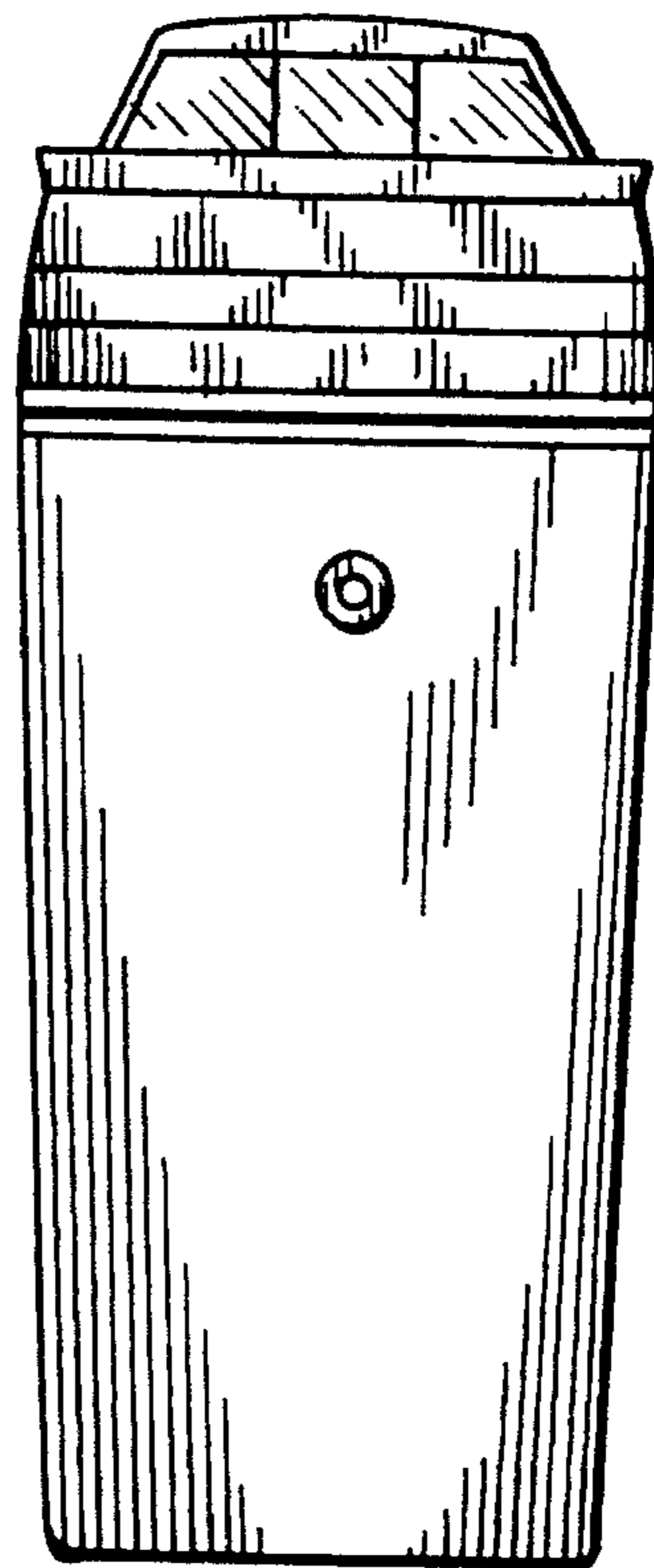


*Fig. 2*


*Fig. 3*



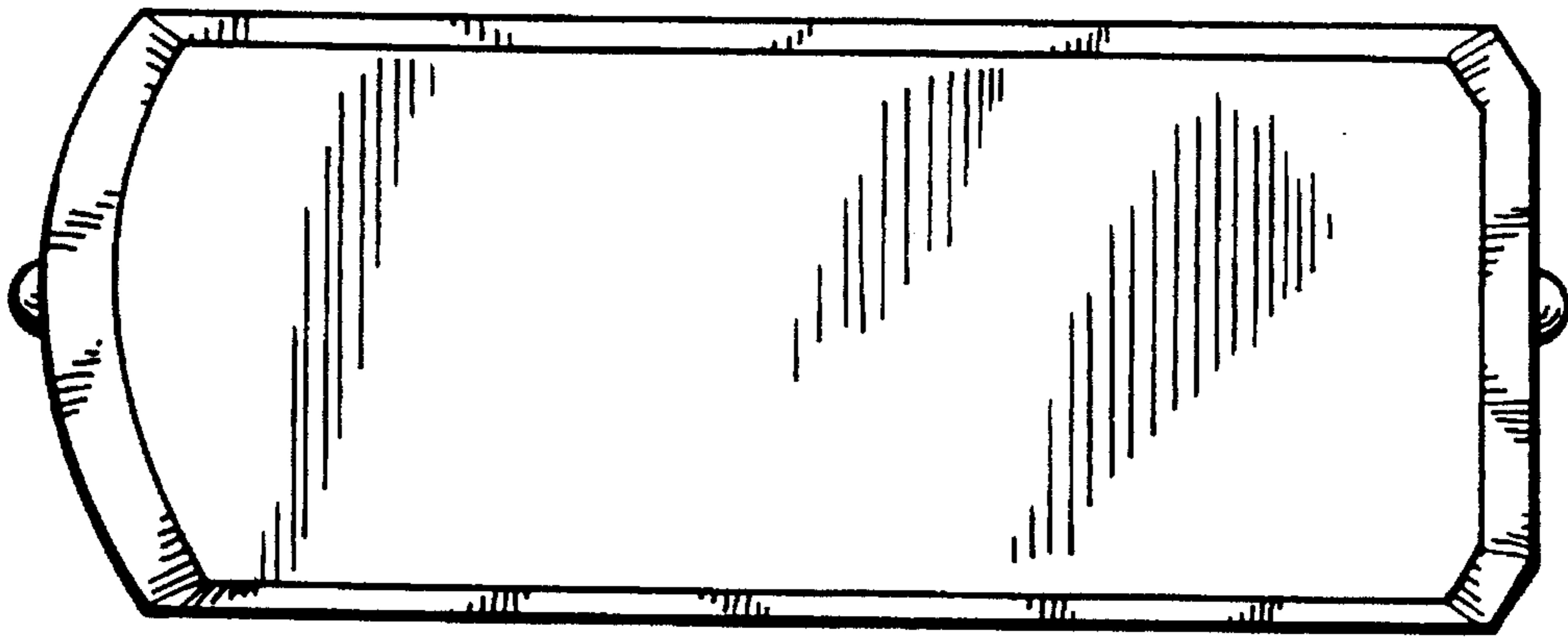
*Fig. 4*




*Fig. 5*



*Fig. 6*



*Fig. 7*



*Fig. 8*