



US00D370774S

United States Patent [19]

[11] Patent Number: **Des. 370,774**

Verin

[45] Date of Patent: ***** Jun. 18, 1996**

[54] **SHOE STITCHING**

[75] Inventor: **Helene Verin**, Lenox, Mass.

[73] Assignee: **The Keds Corporation**, Cambridge, Mass.

[*] Notice: The portion of the term of this patent subsequent to Jul. 11, 2009, has been disclaimed.

[**] Term: **14 Years**

[21] Appl. No.: **18,109**

[22] Filed: **Jan. 28, 1994**

Related U.S. Application Data

[60] Division of Ser. No. 862,267, Apr. 2, 1992, Pat. No. Des. 360,066, and a continuation-in-part of Ser. No. 802,438, Dec. 4, 1991, Pat. No. Des. 360,064.

[52] **U.S. Cl.** **D2/977**

[58] **Field of Search** D2/924, 902, 964, D2/977, 943-945, 925, 919, 920; 36/45, 83, 84, 89, 132, 126, 136, 100-107, 112-114, 57, 53

[56] References Cited

U.S. PATENT DOCUMENTS

D. 75,457	6/1928	Wydom .	
D. 89,052	1/1933	Miller .	
D. 92,506	6/1932	Vicente	D2/944
D. 97,948	12/1935	Mathews	D2/924
D. 125,090	2/1941	Merritt	D2/944
D. 138,169	6/1944	Meltzer .	
D. 157,034	1/1950	Eldon .	
D. 279,519	7/1985	Gamm	D2/944
D. 283,750	5/1986	Gamm	D2/944
D. 306,231	2/1990	Dorfman .	
D. 306,513	3/1990	Sachs et al.	D2/945
D. 334,461	4/1993	Mocerì .	
D. 360,064	7/1995	Verin	D2/908
D. 360,066	7/1995	Verin	D2/977

1,536,839	5/1925	Gillis .	
2,391,023	12/1945	Maling	D2/924 X
2,473,605	6/1949	Orlando	D2/919
4,050,167	9/1977	Senter .	
4,890,398	1/1990	Thomasson	36/112 X

FOREIGN PATENT DOCUMENTS

9296 of 1892 United Kingdom 36/57

OTHER PUBLICATIONS

1991 Fall Footwear Cookbook by L.A. Gear; p. 112-Feather stitch hiker.

Vogue; Feb. 1, 1948; Valley's Hourglass No. 1; p. 133-seam stitching on backdrop.

American Shoemaking; Nov. 26, 1949; p. 72-arrow lacing on Rand shoe at bottom left.

Baby Deer, Fall-Winter 1990; Crib Shoes, Style No. 2-2642.

Massey, Spring and Summer 1963, p. 26, Bolero Shoe.

Rawlings Sports, Spring Summer 1941, p. 44 Softball.

Primary Examiner—Doris V. Coles

Attorney, Agent, or Firm—Fish & Richardson

[57] CLAIM

The ornamental design for shoe stitching, as shown and described.

DESCRIPTION

FIG. 1 is a perspective view of shoe stitching showing my new design;

FIG. 2 is a right side elevational view of the shoe stitching of FIG. 1;


FIG. 3 is a left side elevational view of the shoe stitching of FIG. 1;

FIG. 4 is a front elevational view of the shoe stitching of FIG. 1; and,

FIG. 5 is a top plan view of the shoe stitching of FIG. 1.

The broken line showing a shoe in FIGS. 1-5 is for illustrative purposes only and forms no part of the claimed design.

1 Claim, 2 Drawing Sheets






FIG. 1




FIG. 2




FIG. 3

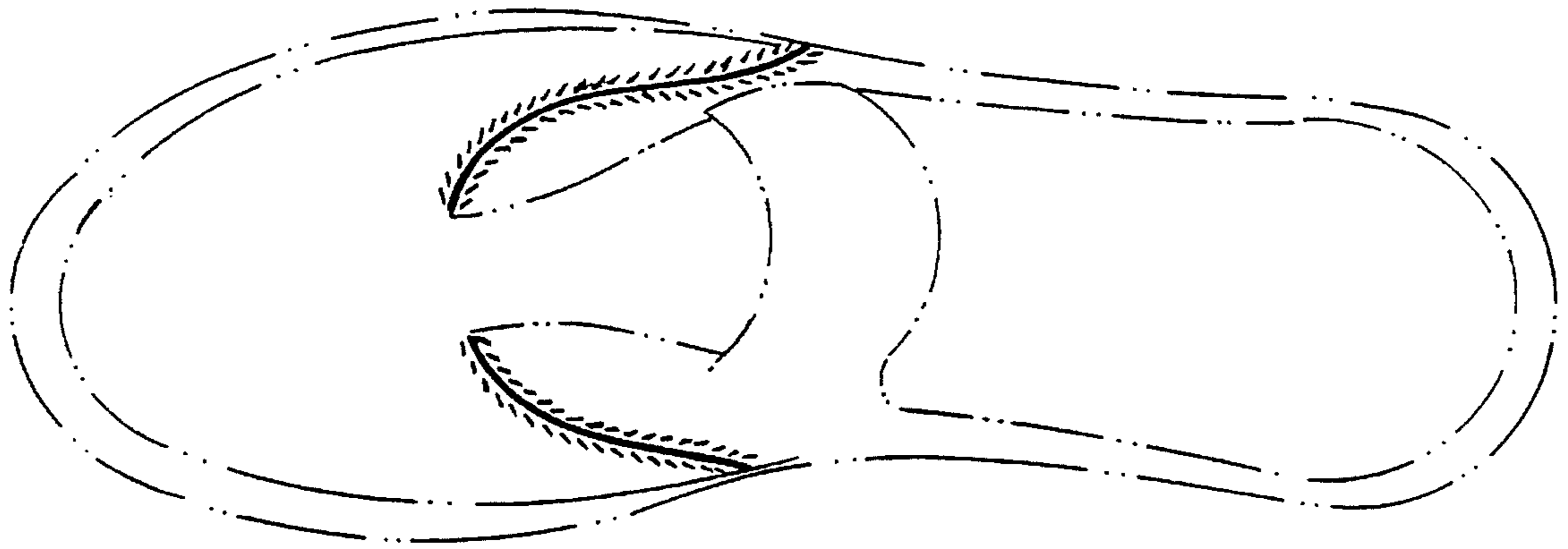


FIG. 5

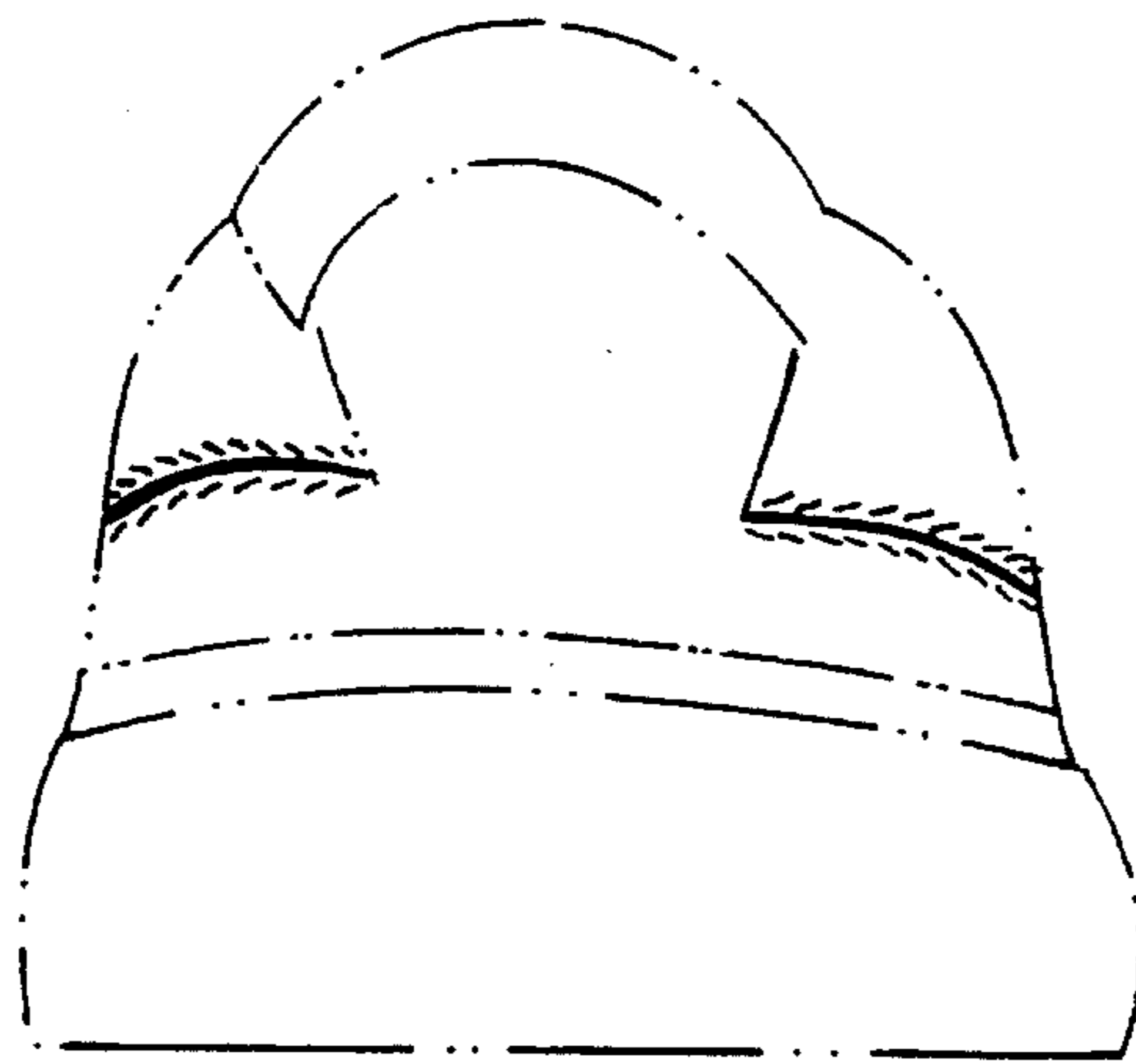


FIG. 4