



US00D370762S

# United States Patent [19]

[11] Patent Number: **Des. 370,762**

Young, Jr. et al.

[45] Date of Patent: **\*\*Jun. 11, 1996**

[54] **COLLAPSIBLE PALLET**

5,269,219 12/1993 Juvik-Woods .  
5,327,839 7/1994 Herring et al. .  
5,329,861 7/1994 McCarthy .

[75] Inventors: **Robson T. Young, Jr.**, Kirkland; **Roger L. Thomas**, Cedarville, both of Ill.

*Primary Examiner*—A. Hugo Word  
*Assistant Examiner*—Robin V. Taylor  
*Attorney, Agent, or Firm*—DeWitt Ross & Stevens

[73] Assignee: **National Pallet, L.L.C.**, Kirkland, Ill.

[\*\*] Term: **14 Years**

## [57] CLAIM

[21] Appl. No.: **35,492**

The ornamental design for a collapsible pallet, as shown and described.

[22] Filed: **Feb. 10, 1995**

[52] U.S. Cl. .... **D34/38**

## DESCRIPTION

[58] Field of Search ..... D34/38; 248/346;  
108/51.1, 52.1, 53.1, 53.3, 54.1, 55.3, 56.1,  
57.1, 901, 902

FIG. 1 is a top perspective view of a collapsible pallet showing our new design;

FIG. 2 is a bottom perspective view of the collapsible pallet of FIG. 1;

FIG. 3 is a top plan view of the collapsible pallet of FIG. 1; FIG. 4 is a bottom plan view of the collapsible pallet of FIG. 1;

FIG. 5 is a right side elevational view of the collapsible pallet of FIG. 1, the left side being a mirror image thereof; and,

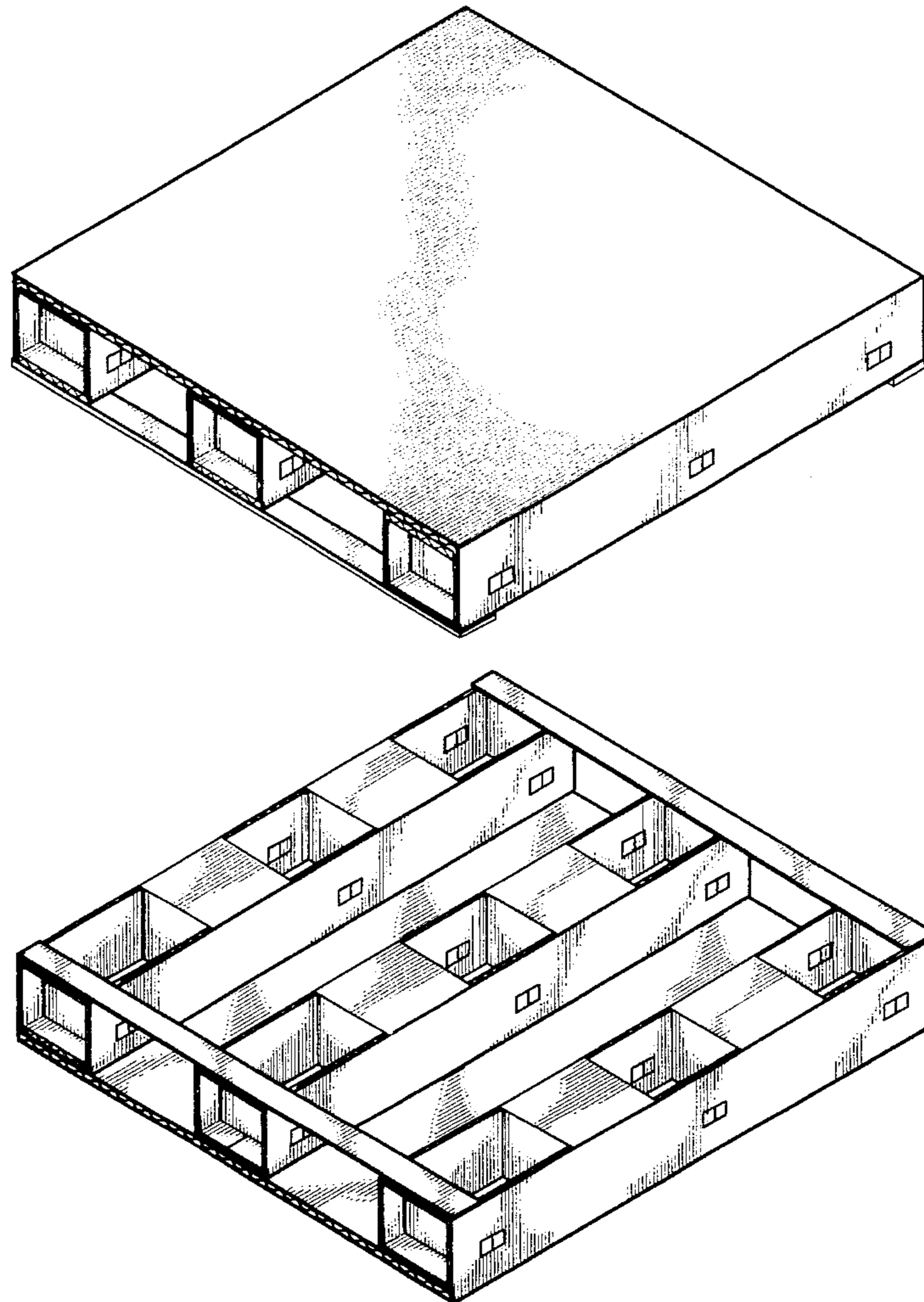
FIG. 6 is an end elevational view of the collapsible pallet of FIG. 1, the opposite end being a mirror image thereof.

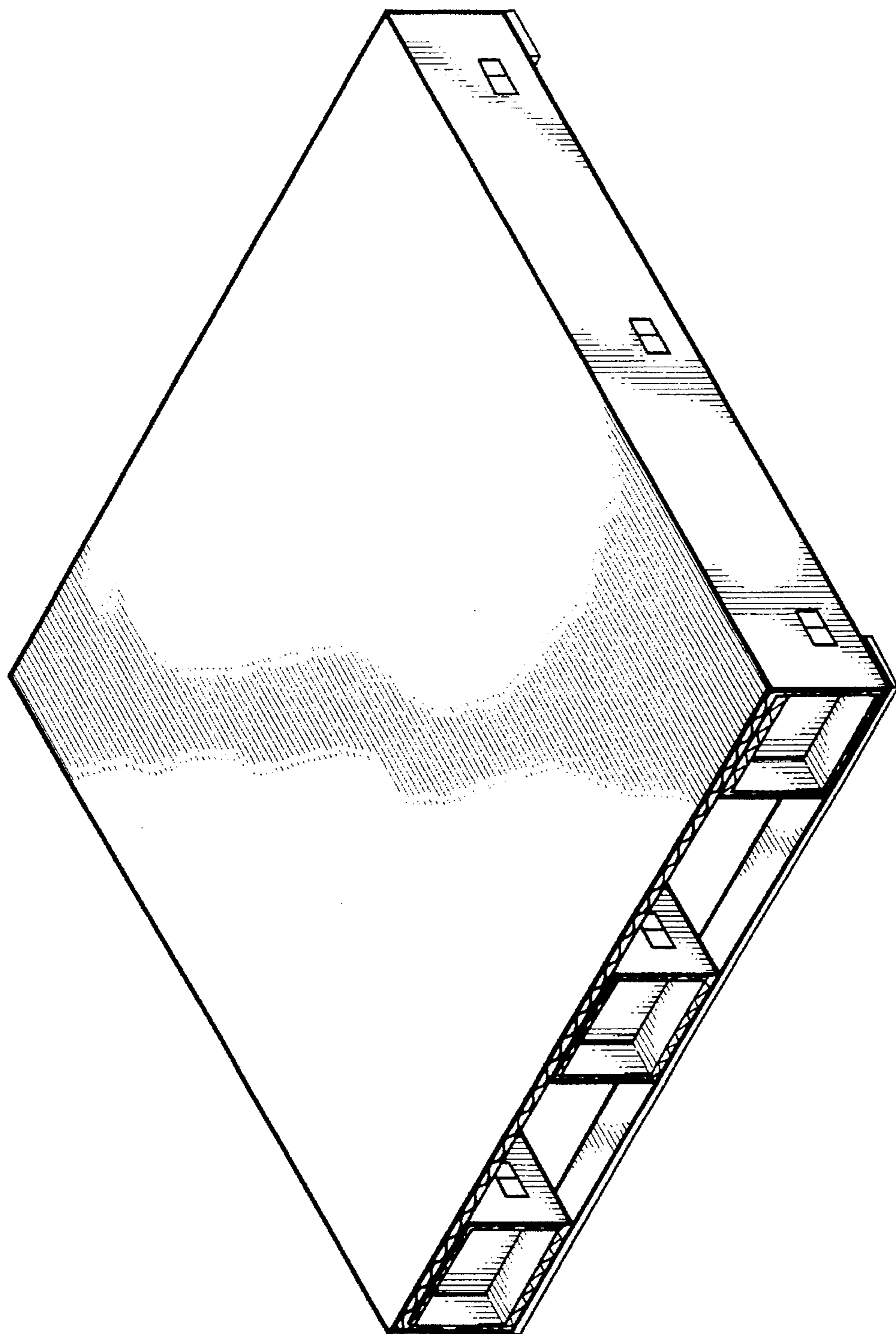
## [56] References Cited

### U.S. PATENT DOCUMENTS

D. 357,108	4/1995	Hutchison	.....	D34/38
3,435,784	4/1969	Petersen	.....	108/901
3,556,886	1/1971	Reusser	.....	108/51.1
4,424,753	1/1984	Eatherton	.....	108/51.1
4,863,024	9/1989	Booth	.....	
4,927,026	5/1990	Gossler et al.	.....	
4,949,898	8/1990	Nederveld	.....	
5,230,291	7/1993	Juvik-Woods	.....	

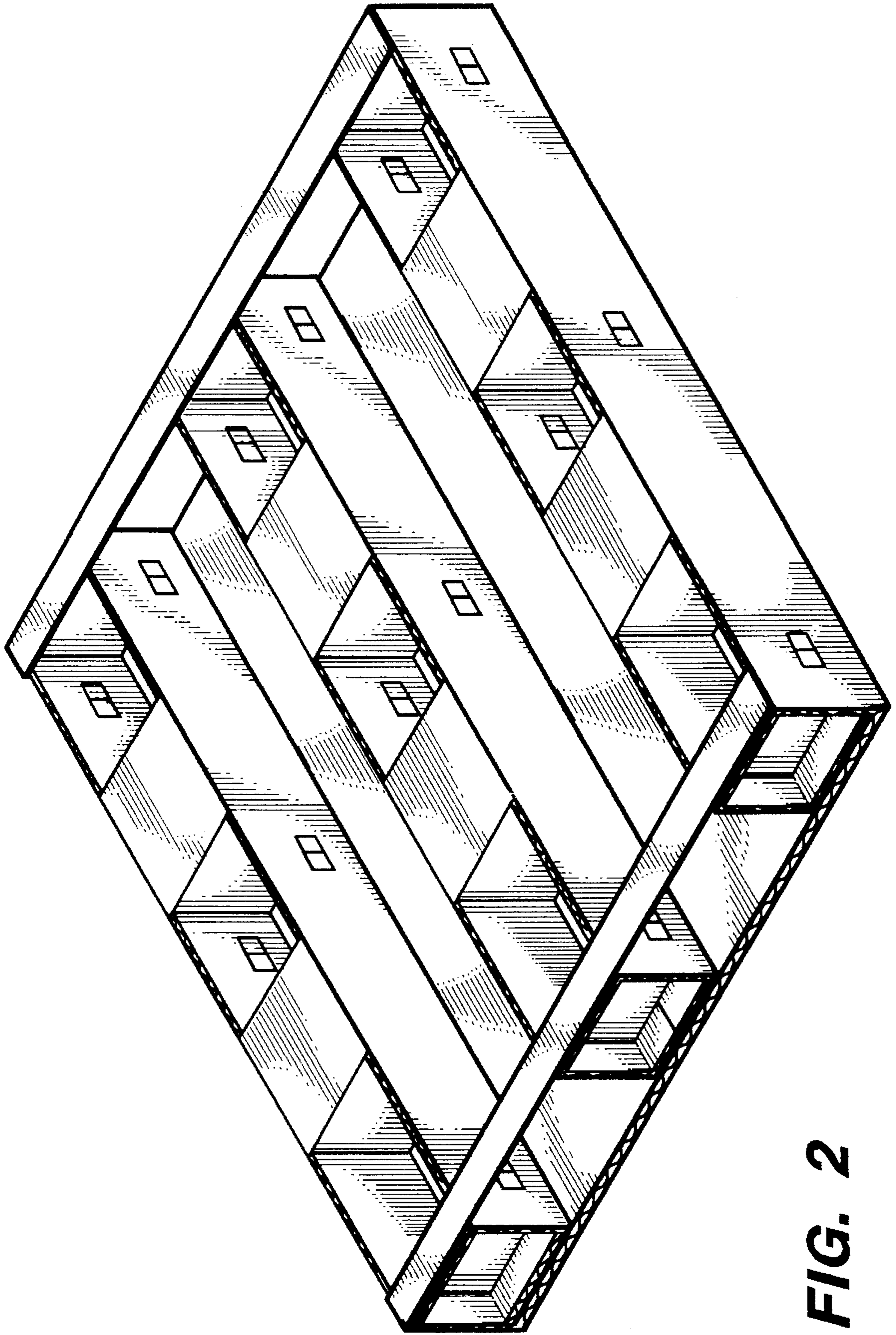
**1 Claim, 5 Drawing Sheets**






**FIG. 1**

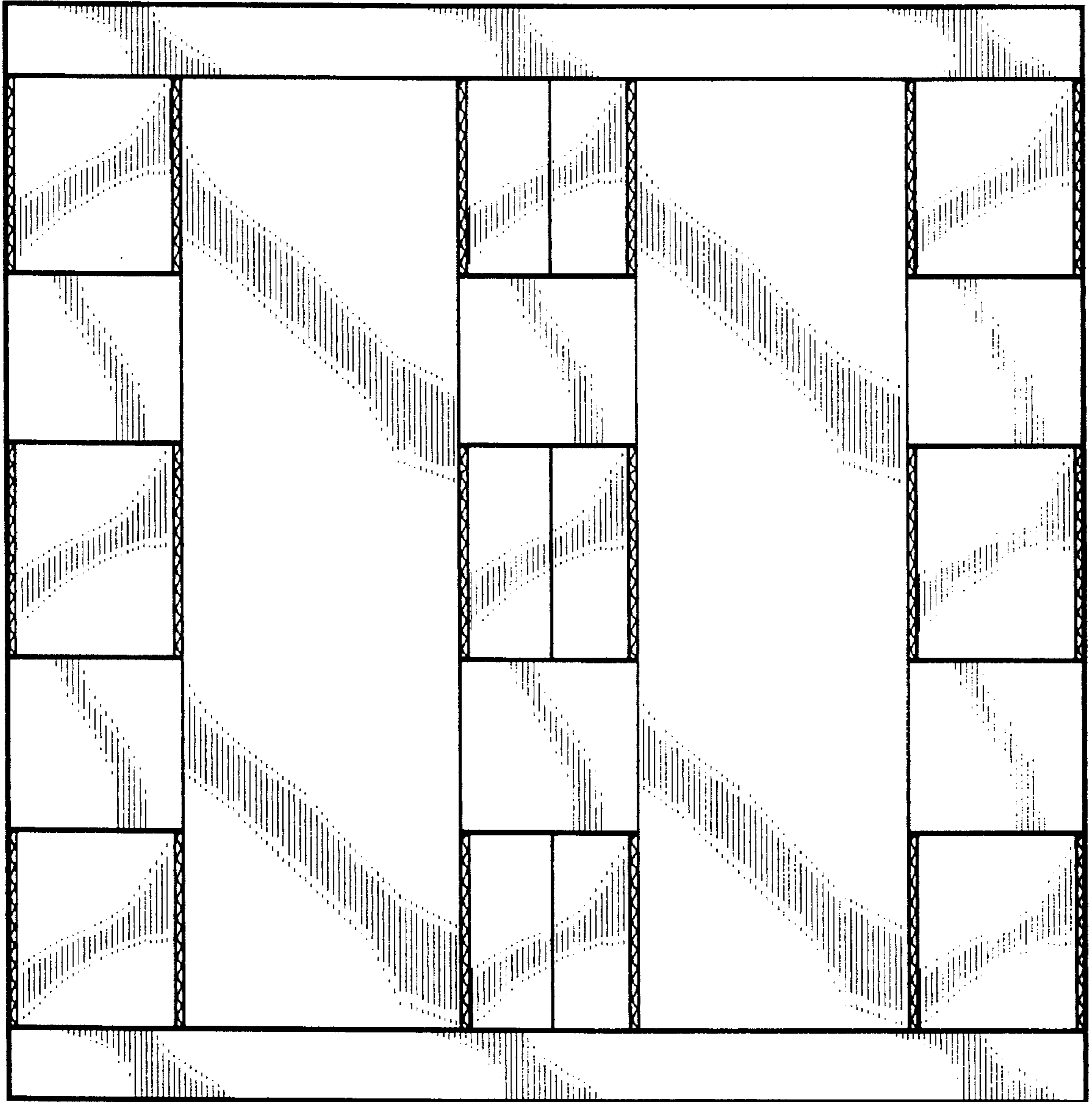




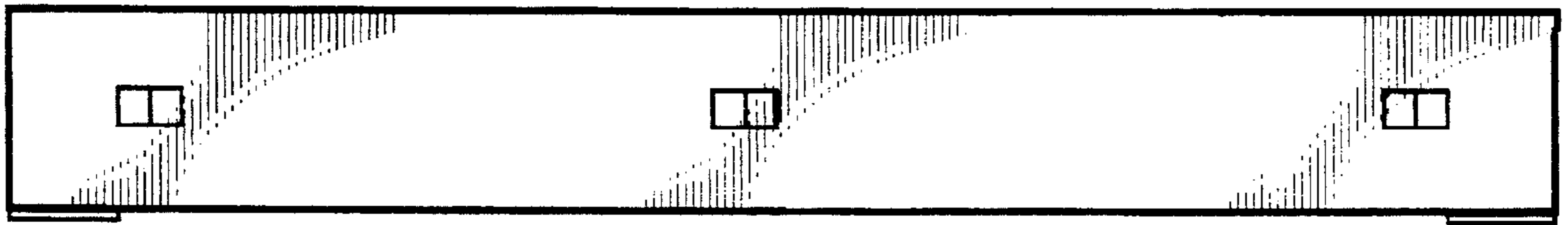
**FIG. 2**



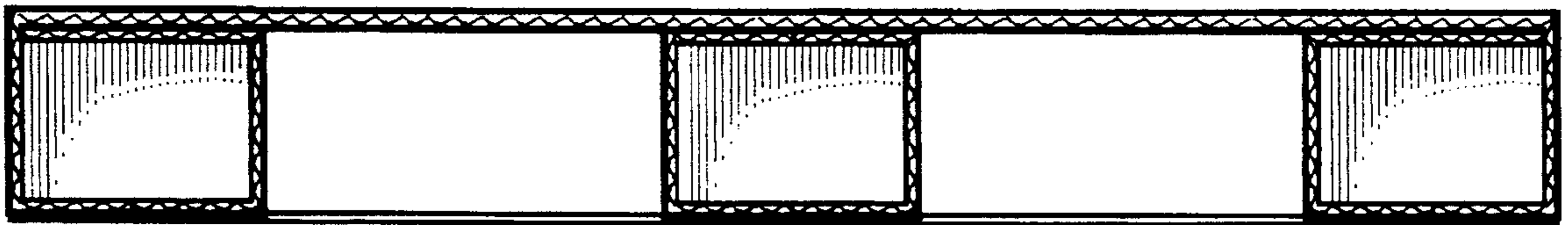
**FIG. 3**



**FIG. 4**



**FIG. 5**



**FIG. 6**