



US00D370753S

United States Patent [19]

Essex

[11] Patent Number: **Des. 370,753**

[45] Date of Patent: ****Jun. 11, 1996**

[54] **VACUUM CLEANER BAG TOP CAP**

[75] Inventor: **John D. Essex**, North Canton, Ohio

[73] Assignee: **The Hoover Company**, North Canton, Ohio

[**] Term: **14 Years**

[21] Appl. No.: **35,617**

[22] Filed: **Mar. 3, 1995**

[52] U.S. Cl. **D32/30**

[58] Field of Search D32/22, 31, 30;
15/347, 348, 349, 350, 351

[56] **References Cited**

U.S. PATENT DOCUMENTS

D. 263,235	3/1982	Akita	D32/22
D. 274,149	6/1984	Gibson	D32/22
D. 301,176	5/1989	Wareham et al.	D32/22
D. 307,069	4/1990	Kieft	D32/22
D. 314,072	1/1991	Shinozaki et al.	D32/22
D. 314,260	1/1991	Lee	D32/22
D. 328,372	7/1992	Kieft	D32/31
D. 338,295	8/1993	Kieft	D32/31
D. 343,264	1/1994	Hoshino	D32/31

D. 347,500	5/1994	Abe et al.	D32/22
4,349,361	9/1982	Scott et al.	55/DIG. 3
4,364,146	12/1982	Bowerman	15/351

Primary Examiner—Ruth McInroy


[57] **CLAIM**

The ornamental design of a vacuum cleaner bag top cap, as shown and described.

DESCRIPTION

FIG. 1 is a top plan view of a vacuum cleaner bag top cap showing my new design;
 FIG. 2 is a rear elevational view thereof;
 FIG. 3 is a left side elevational view thereof;
 FIG. 4 is a right side elevational view thereof;
 FIG. 5 is a front elevational view thereof;
 FIG. 6 is right side, front and top elevational perspective view thereof; and,
 FIG. 7 is another top plan view thereof in slightly smaller scale and mounted on a hosed bag of which it is normally a part.
 The dashed representation found in FIGS. 1, 2, and 7 represents only environment and form no part of the invention.

1 Claim, 3 Drawing Sheets






FIG. -1

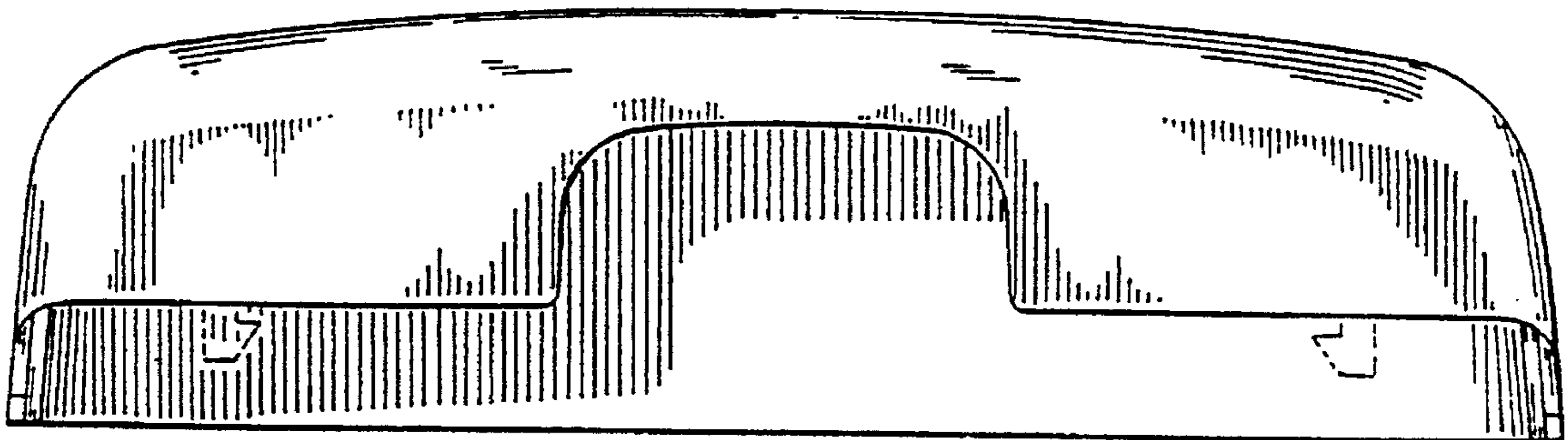


FIG. -2

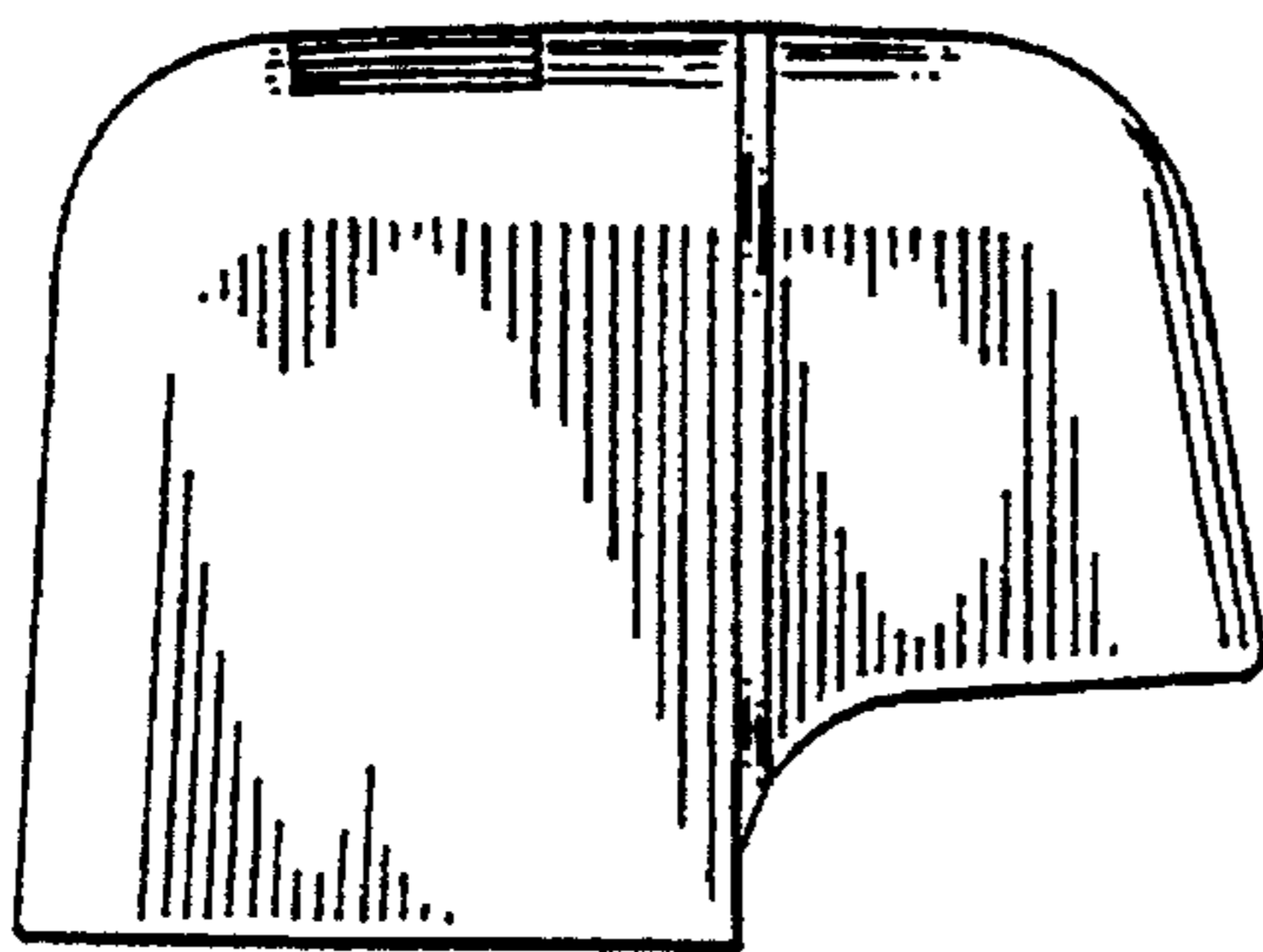


FIG. -3

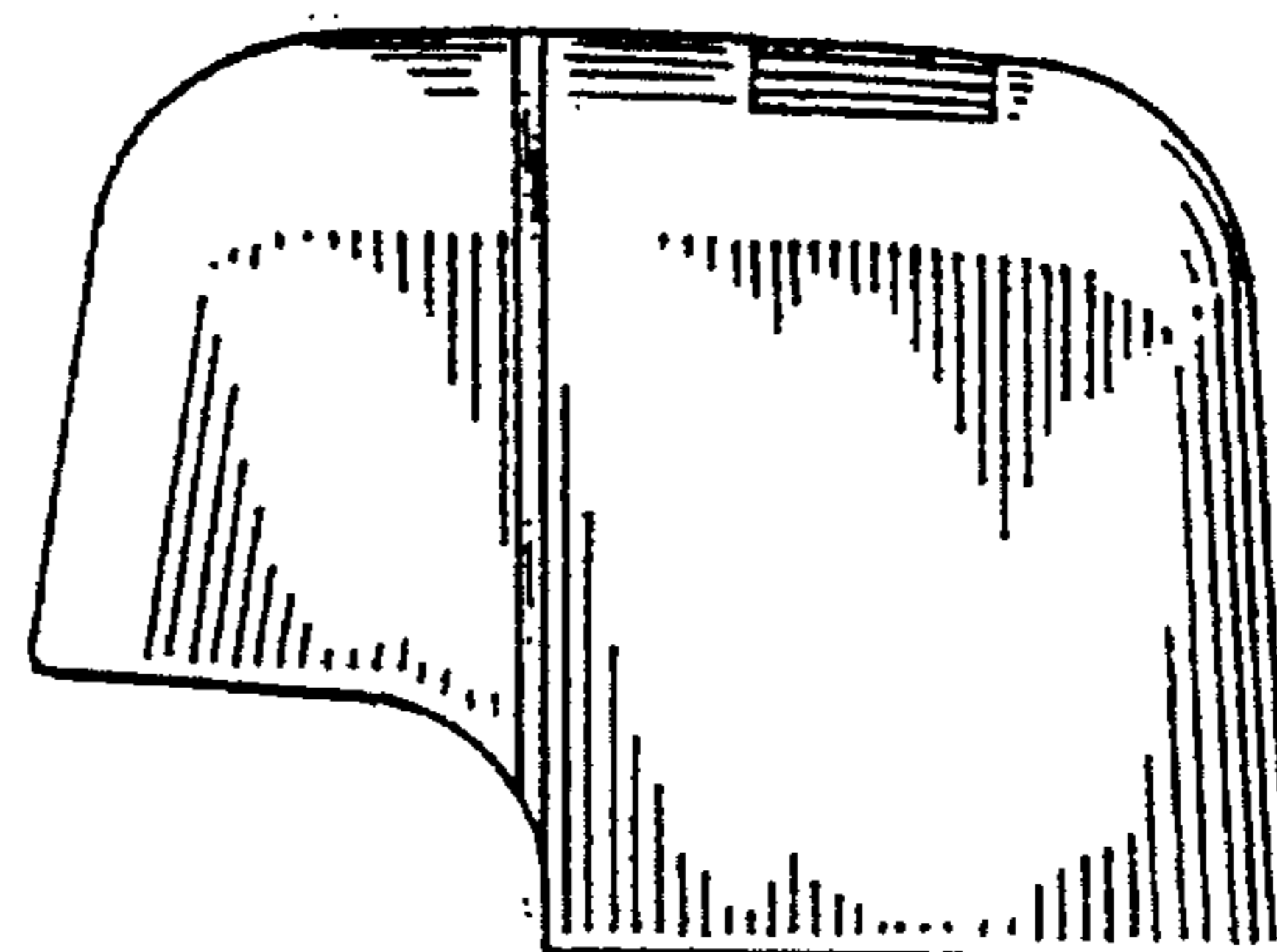


FIG. -4




FIG.-5




FIG.-6

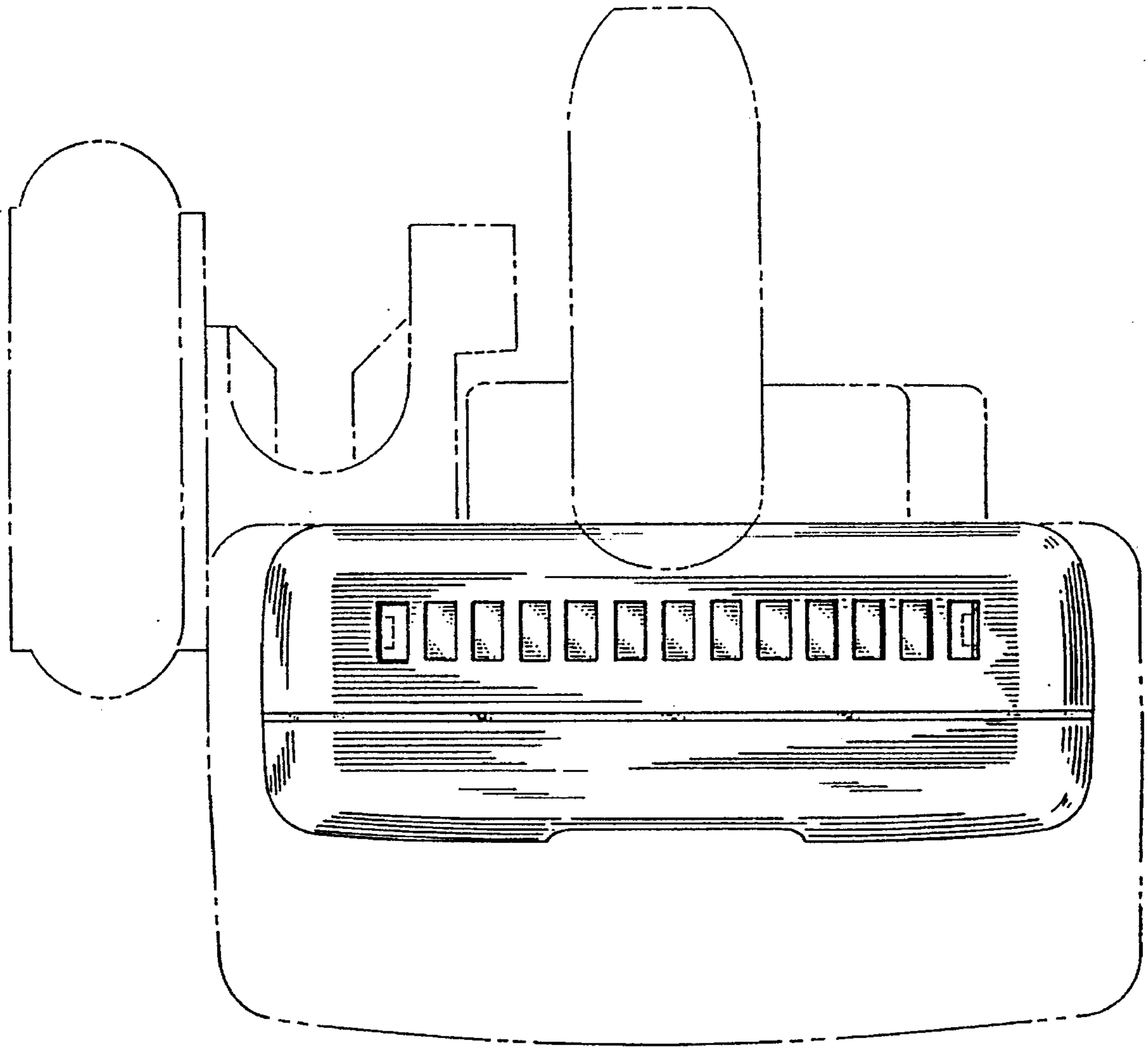


FIG.-7