



US00D370731S

**United States Patent** [19]  
**Corace et al.**

[11] **Patent Number: Des. 370,731**

[45] **Date of Patent: \*\*Jun. 11, 1996**

[54] **ELECTROCAUTERY HANDLE**

4,589,411 5/1986 Friedman ..... 606/45  
5,376,089 12/1984 Smith ..... 606/45 X

[75] Inventors: **Russell A. Corace; Frederick W. VanderJagt; Steven M. Gronsman**, all of Grand Rapids, Mich.

*Primary Examiner*—Louis S. Zarfaz  
*Assistant Examiner*—I. Simmons  
*Attorney, Agent, or Firm*—Curtis D. Kinghorn; Harold R. Patton

[73] Assignee: **Medtronic, Inc.**, Minneapolis, Minn.

[\*\*] Term: **14 Years**

[57] **CLAIM**

[21] Appl. No.: **35,843**

The ornamental design for a electrocautery handle, as shown and described.

[22] Filed: **Mar. 7, 1995**

**DESCRIPTION**

[52] U.S. Cl. .... **D24/144**

[58] **Field of Search** ..... D24/144, 170;  
606/45, 43, 41, 42, 37, 39, 40, 46, 47,  
49, 50, 13, 14, 15

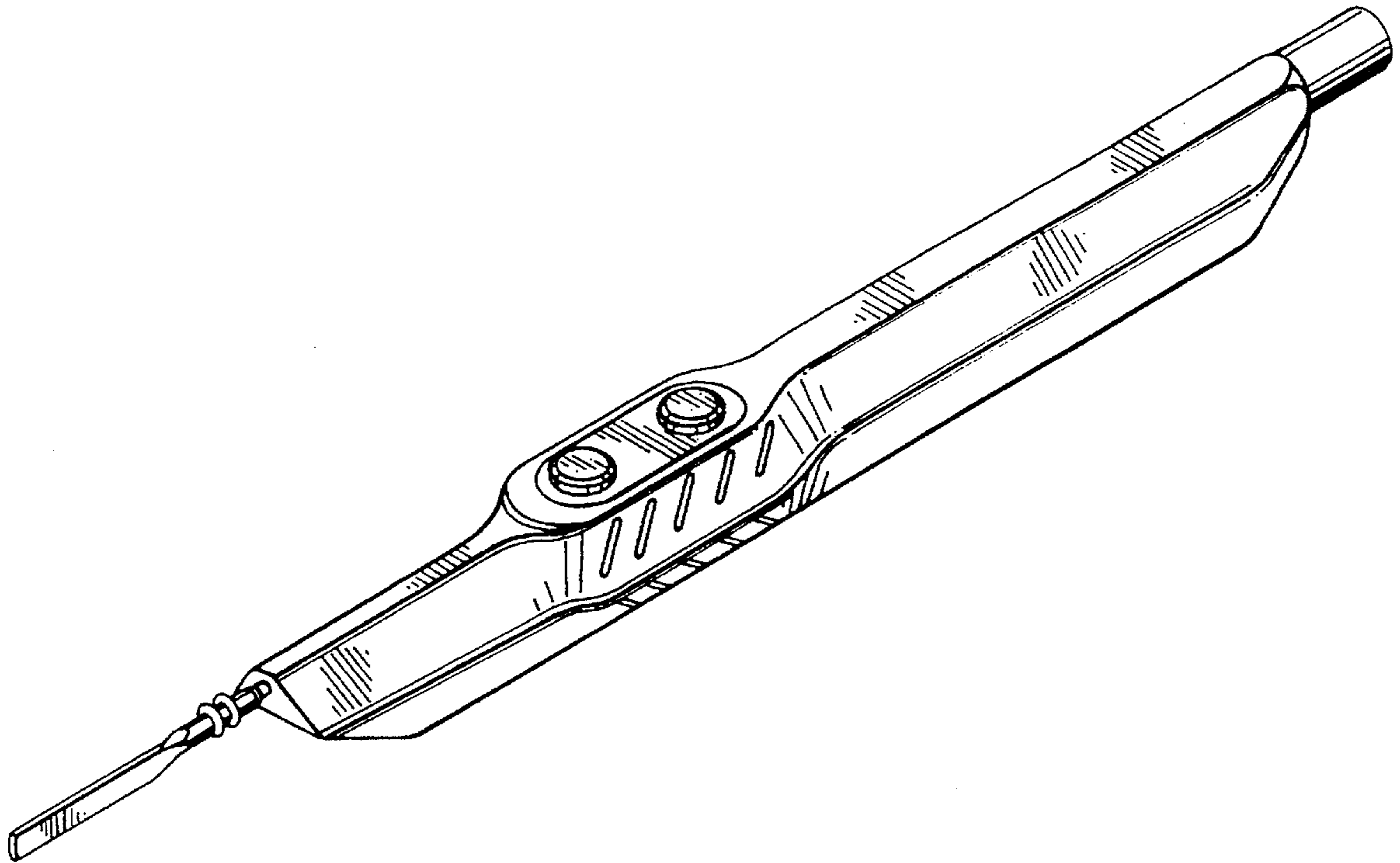
FIG. 1 is a perspective view of the design invention;  
FIG. 2 is a front elevational view thereof;  
FIG. 3 is a rear elevational view thereof;  
FIG. 4 is a right side elevational view thereof, the left side elevational view being a mirror image thereof;  
FIG. 5 is a top plan view; and,  
FIG. 6 is a bottom plan view.

[56] **References Cited**

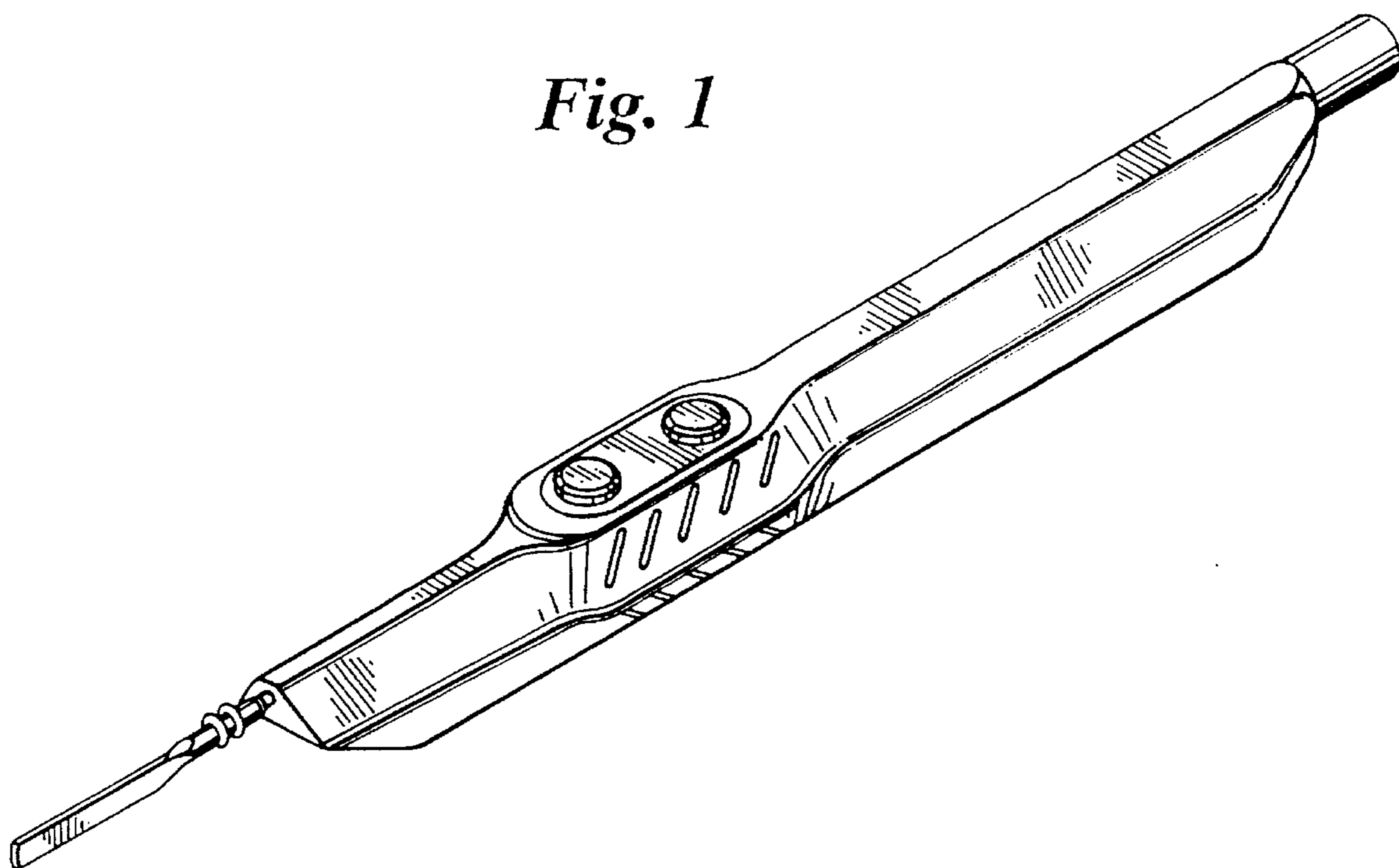
**U.S. PATENT DOCUMENTS**

D. 253,247 10/1979 Gill ..... D24/146 X  
D. 270,372 8/1983 Russo et al. .... D24/147 X  
4,545,375 10/1985 Cline ..... 606/42


**1 Claim, 3 Drawing Sheets**



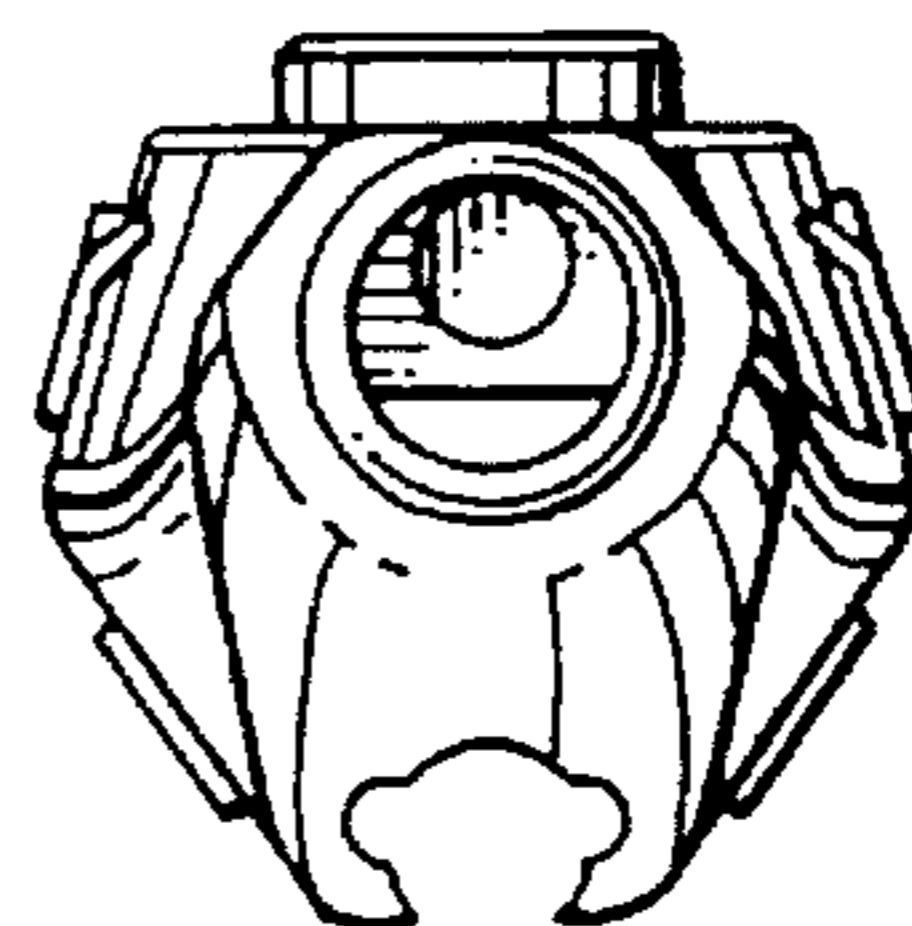
*Fig. 1*

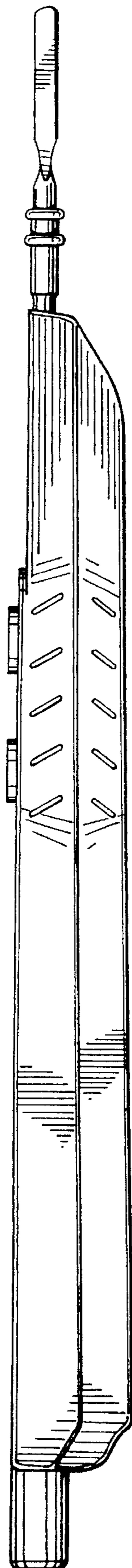


*Fig. 2*



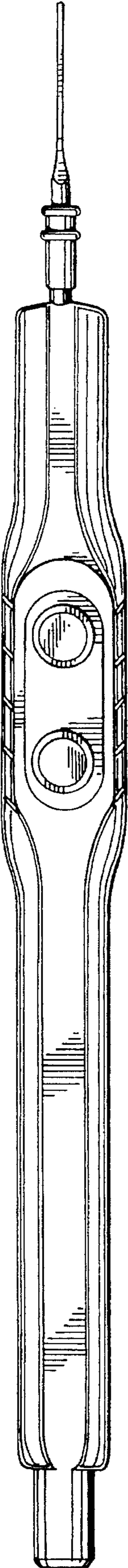
*Fig. 3*





*Fig. 4*

*Fig. 5*



*Fig. 6*

