



US00D370729S

United States Patent [19]

[11] Patent Number: **Des. 370,729**

Hurlburt et al.

[45] Date of Patent: ****Jun. 11, 1996**

[54] **CAST SCRATCHER**

2,711,731	6/1955	Krohne	601/137
3,768,463	10/1973	Curry .	
4,574,788	3/1986	Jordan .	
4,667,659	5/1987	Hayday	D24/211 X
4,892,091	1/1990	Sullenger	D24/211 X

[76] Inventors: **Howard W. Hurlburt; Ann B. Hurlburt**, both of P.O. Box 922, Helen, Ga. 30545

[**] Term: **14 Years**

OTHER PUBLICATIONS

World Wide Game Catalog, p. 35 at top Fall 1995.

[21] Appl. No.: **31,399**

Primary Examiner—Louis S. Zarfaz
Assistant Examiner—Frank Martinez

[22] Filed: **Nov. 25, 1994**

[52] U.S. Cl. **D24/133; D21/106; 601/137; D28/99**

[57] CLAIM

[58] **Field of Search** D21/106; D24/211, D24/133, 146; D28/99; 601/137, 138, 141; 602/14, 23

The ornamental design for the cast scratcher, as shown and described.

DESCRIPTION

[56] References Cited

U.S. PATENT DOCUMENTS

D. 266,280	9/1982	Toyama	D28/99
D. 282,689	2/1986	McCormick .	
D. 305,784	1/1990	Bertagnoli	D21/106
D. 312,145	11/1990	Murphy .	
D. 330,094	10/1992	Chmura, Jr. .	
D. 338,506	8/1993	Lee	D21/106
D. 339,614	9/1993	Ren	D21/106
D. 342,999	1/1994	Gonsalves, Jr.	D28/99 X

FIG. 1 is a front elevational view of the cast scratcher showing our new design;
FIG. 2 is a rear elevational view thereof;
FIG. 3 is a left side elevational view thereof;
FIG. 4 is a right side elevational view thereof;
FIG. 5 is a top plan view thereof;
FIG. 6 is a bottom plan view thereof; and,
FIG. 7 is a top left perspective view thereof.

1 Claim, 3 Drawing Sheets

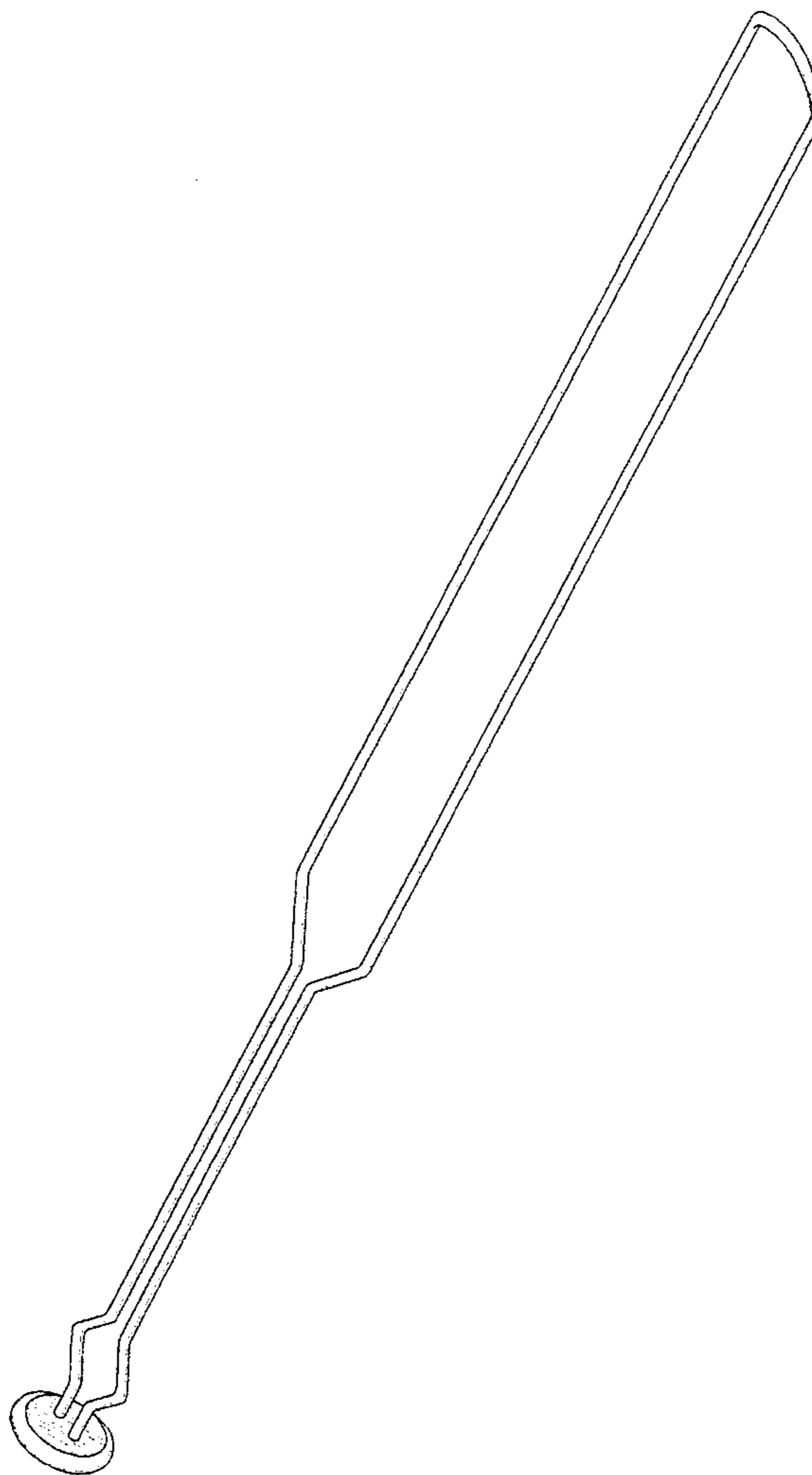


FIG. 1




FIG. 2




FIG. 3

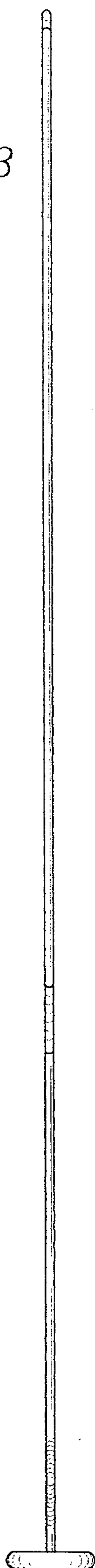


FIG. 4

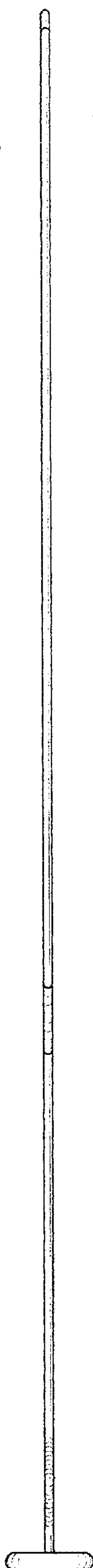


FIG. 5

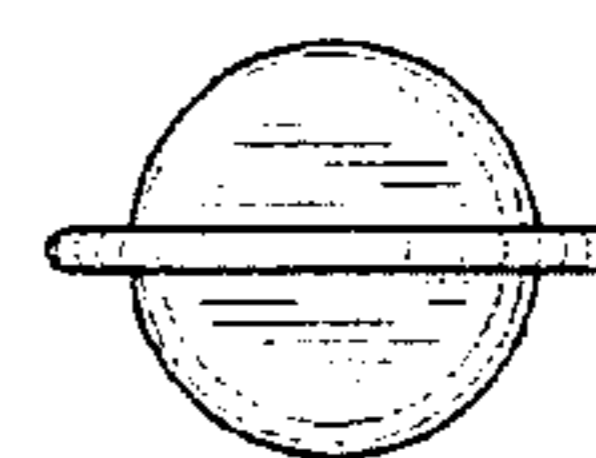
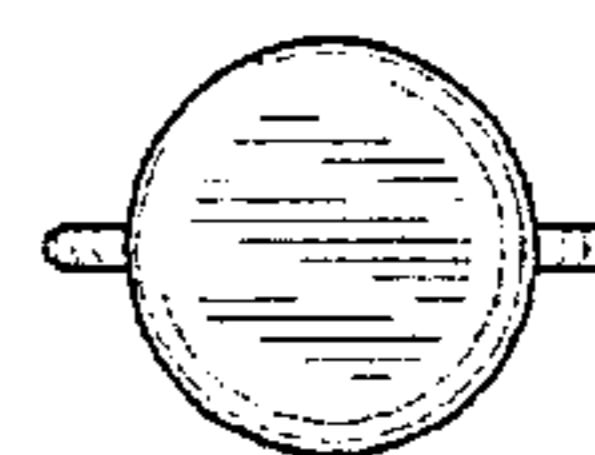


FIG. 6



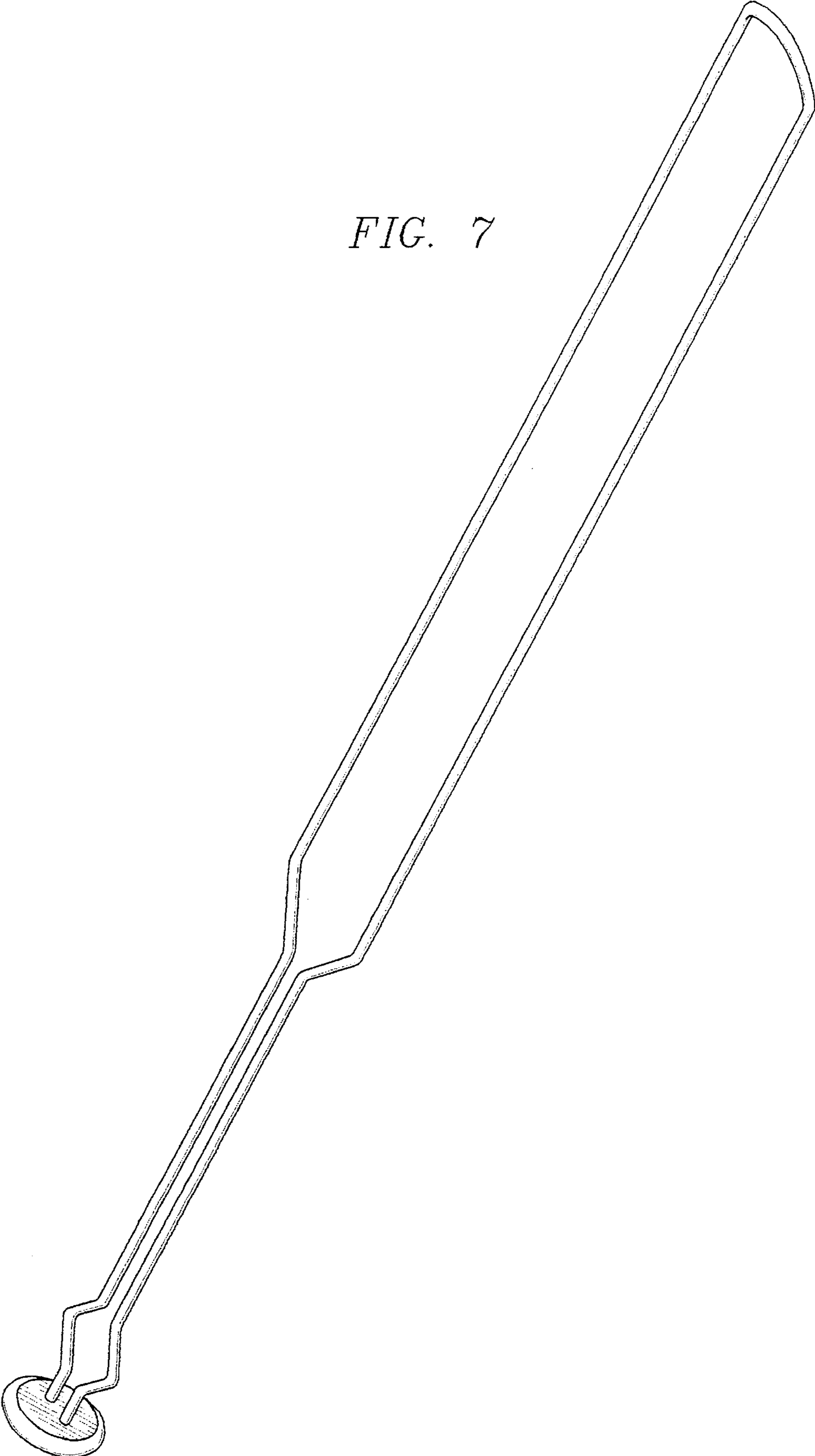


FIG. 7