



US00D370724S

# United States Patent [19]

[11] Patent Number: **Des. 370,724**

Elsey

[45] Date of Patent: **\*\*Jun. 11, 1996**

[54] **TOILET TANK SKIRT**

[76] Inventor: **Susan G. Elsey**, 19823 Medicine Bow Dr., Humble, Tex. 77346

[\*\*] Term: **14 Years**

[21] Appl. No.: **37,899**

[22] Filed: **Apr. 24, 1995**

[52] U.S. Cl. .... **D23/313**

[58] Field of Search ..... D23/303, 309,  
D23/313; 4/246.1, 246.2, 249, 353, 661,  
901, 608

[56] **References Cited**

**U.S. PATENT DOCUMENTS**

D. 214,444	6/1969	Weidmou	.....	D23/313
D. 217,248	4/1970	Basher	.....	D23/313
2,637,360	5/1953	Doedler	.....	4/801 X
3,408,661	11/1968	Hommond	.....	4/801 X
3,935,890	7/1976	Dolnick	.	
3,982,288	3/1976	Borne	.	
4,451,940	1/1984	Grunz	.	
4,932,084	4/1990	Hanson	.	
5,027,493	6/1991	Wood	.	
5,261,557	11/1993	Bytell	.	

**OTHER PUBLICATIONS**

Wisconsin Innovation Service Center, compilation of prior art decorative products for toilets included in report entitled "Innovation Evaluation Prepared by the Wisconsin Innovation Service Center," dated Oct. 4, 1994, 15 pages.

Primary Examiner—Stella Reid  
Assistant Examiner—E. Watterson  
Attorney, Agent, or Firm—Pravel, Hewitt, Kimball & Krieger

[57] **CLAIM**

The ornamental design for toilet tank skirt, as shown and described.

**DESCRIPTION**

FIG. 1 is a perspective view of a toilet tank skirt showing my new design;

FIG. 2 is a left side elevational view thereof, the right side elevational view being a mirror image thereof;

FIG. 3 is a front elevational view thereof;

FIG. 4 is a lower left side perspective view thereof; and,

FIG. 5 is a cross-sectional view taken along line 5—5 of FIG. 4.

The broken line showing of the toilet in FIGS. 1-3 are for illustrative purposes only and forms no part of the claimed design.

**1 Claim, 2 Drawing Sheets**




FIG. 1




FIG. 2

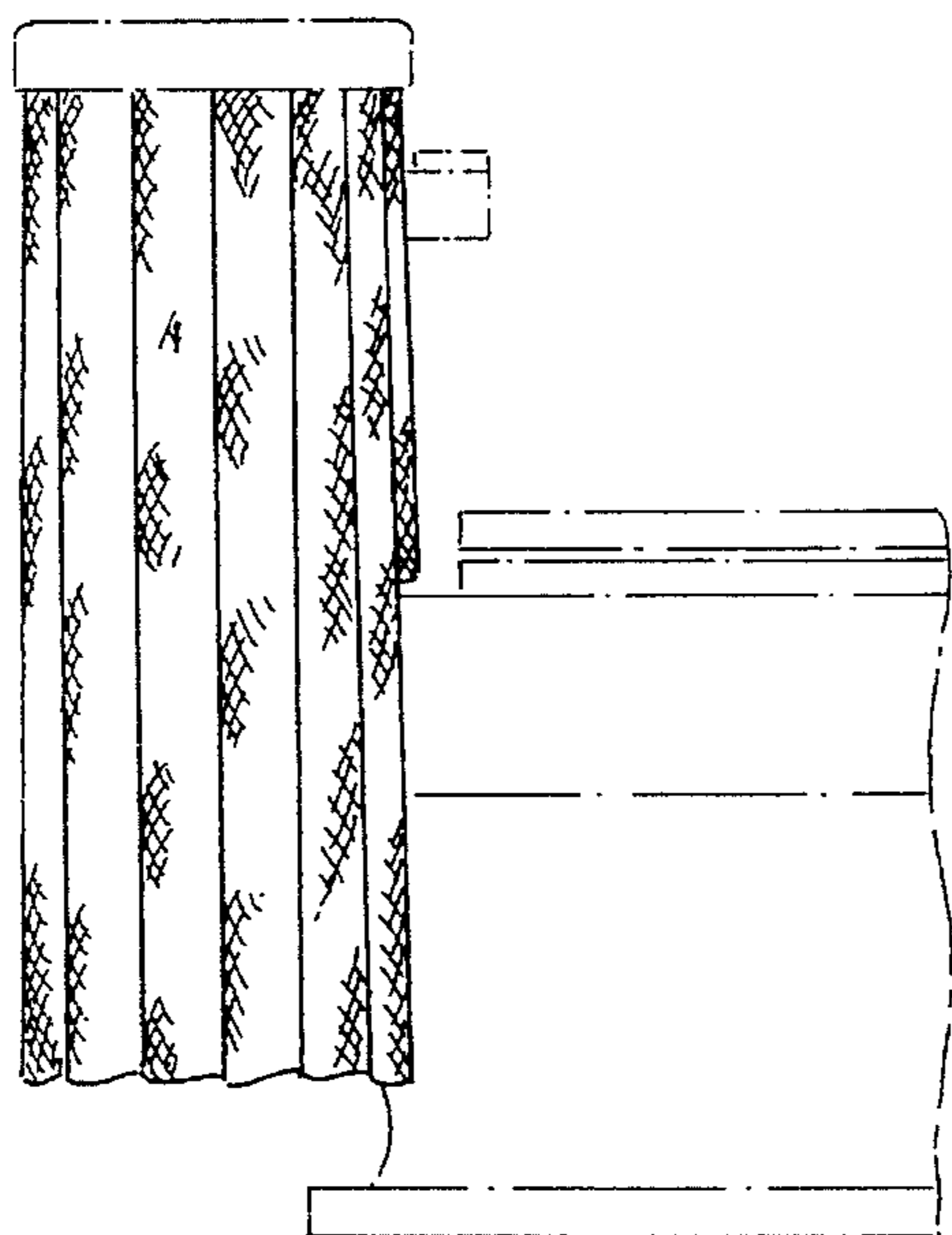


FIG. 3




FIG. 4

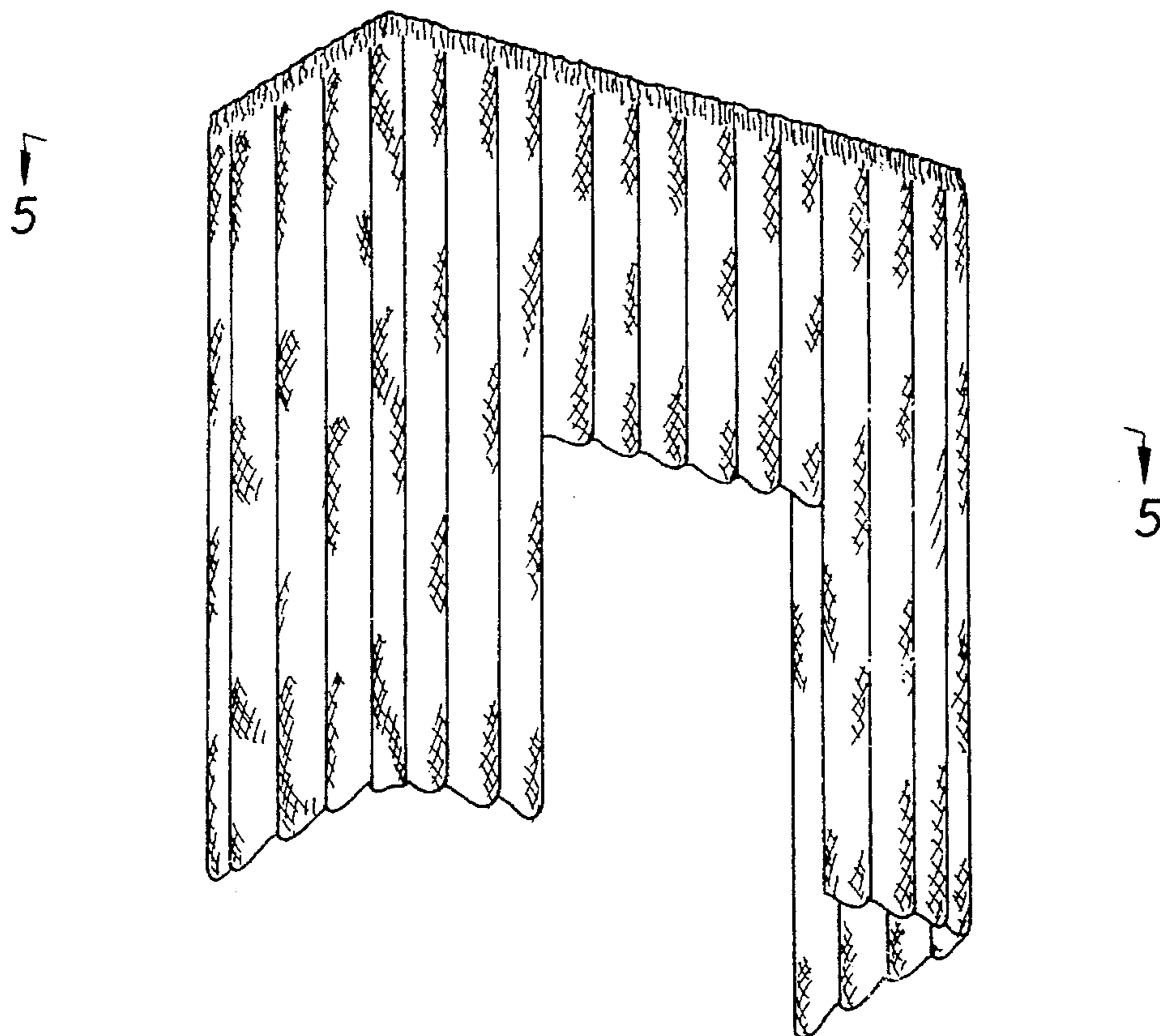


FIG. 5

