



US00D370723S

**United States Patent** [19]  
**Nishizawa**

[11] **Patent Number: Des. 370,723**  
[45] **Date of Patent: \*\*Jun. 11, 1996**

[54] **LOUVER**

[75] Inventor: **Keisuke Nishizawa**, San Marino, Calif.

[73] Assignee: **Seiho International, Inc.**, San Marino, Calif.

[\*\*] Term: **14 Years**

[21] Appl. No.: **20,336**

[22] Filed: **Mar. 24, 1994**

[30] **Foreign Application Priority Data**

Oct. 15, 1993 [JP] Japan ..... 5-31099

[52] **U.S. Cl.** ..... **D23/387; D23/390**

[58] **Field of Search** ..... **D25/35, 155, 53; D23/390, 387, 392, 393; 454/271, 309; 52/198, 199, 473**

[56] **References Cited**

**U.S. PATENT DOCUMENTS**

1,601,815 10/1926 Feinberg et al. .... 454/309  
3,011,422 12/1961 Scallon ..... 52/473

**OTHER PUBLICATIONS**

House & Home, Mar., 1968, p. 43, Vent A, top right side of page.

Vent-Axia Inc. Adr. Cat, p. 3, Fan(B), top right side of page.

*Primary Examiner*—Lisa B. Lichtenstein

*Attorney, Agent, or Firm*—Koda and Androlia

[57] **CLAIM**

The ornamental design for a louver, as shown and described.

**DESCRIPTION**

FIG. 1 is a perspective view taken from the top, front and right side of the louver of my new design;

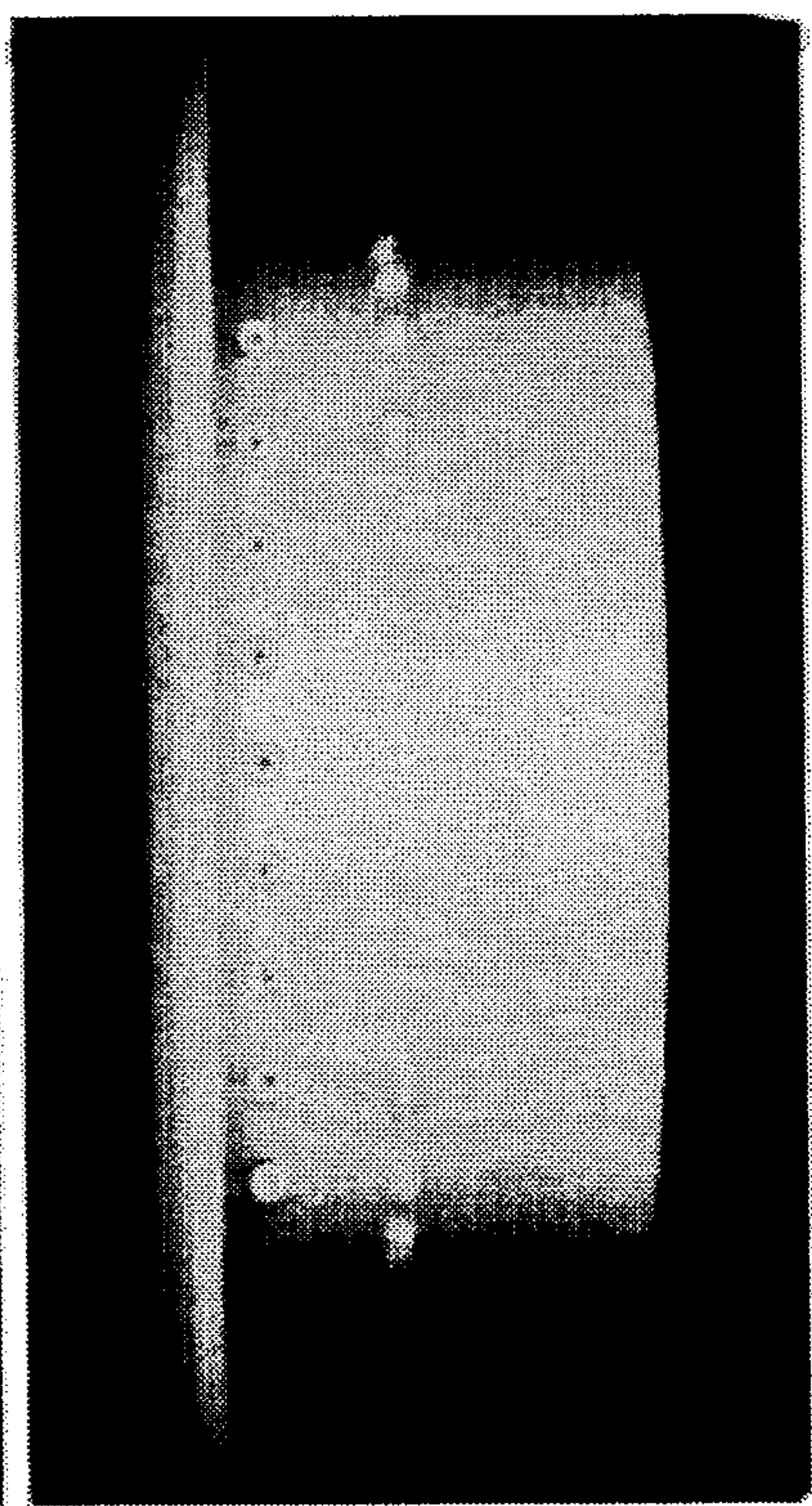

FIG. 2 is a front elevational view thereof;

FIG. 3 is a rear elevational view thereof;

FIG. 4 is a top elevational view thereof, the bottom elevational view being a mirror image of the top elevational view; and,

FIG. 5 is a right side elevational view thereof, the left side view being a mirror image of the right side elevational view.

**1 Claim, 2 Drawing Sheets**






FIG. 1




FIG. 2




FIG. 3

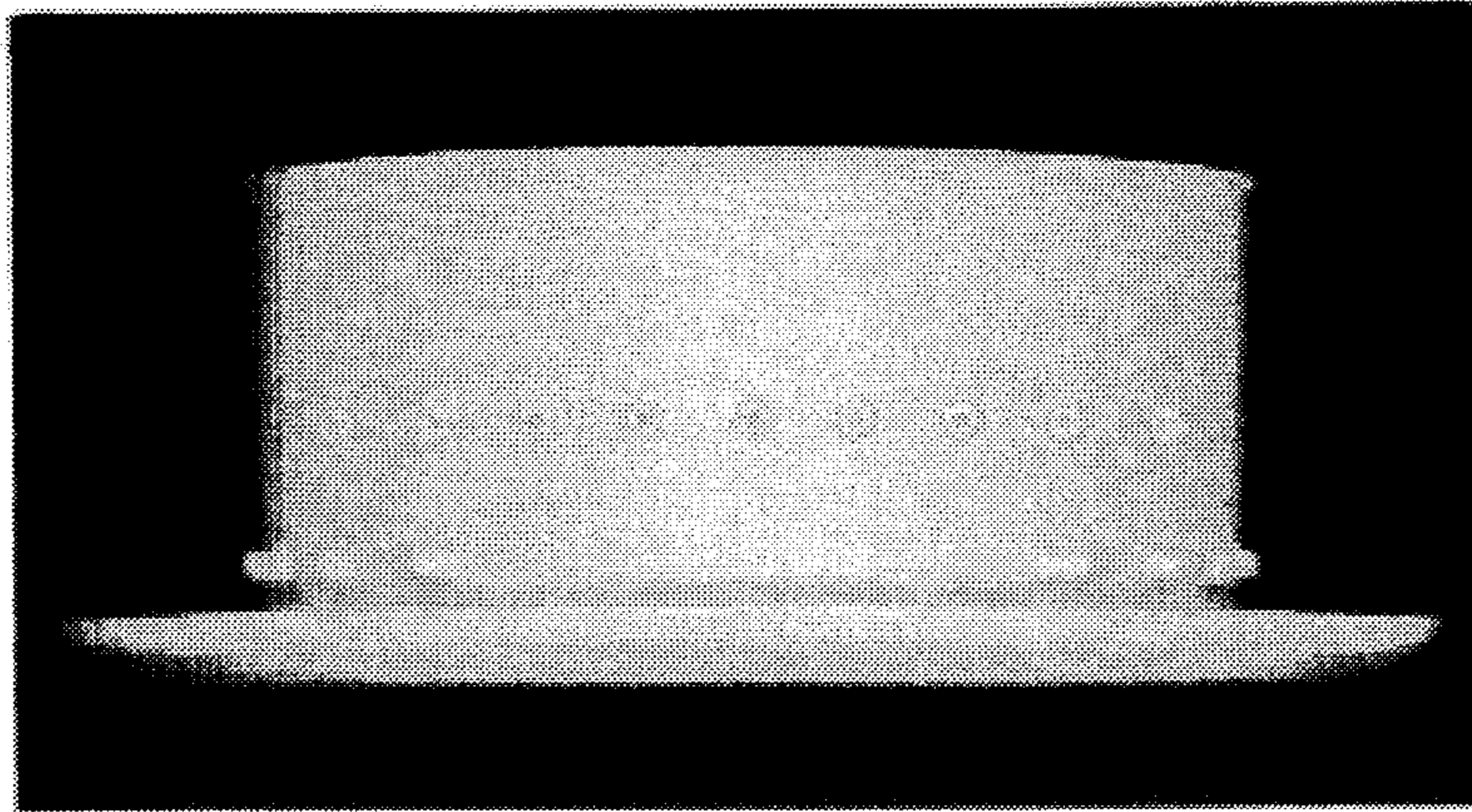


FIG. 4




FIG. 5