



US00D370722S

United States Patent [19]

Lick, III

[11] Patent Number: **Des. 370,722**

[45] Date of Patent: ****Jun. 11, 1996**

[54] **TOILET SEAT LIFTING IMPLEMENT**

[76] Inventor: **James W. Lick, III**, 231 Schwartz Valley Rd., Schuylkill Haven, Pa. 17972

[**] Term: **14 Years**

[21] Appl. No.: **30,503**

[22] Filed: **Oct. 31, 1994**

[52] U.S. Cl. **D23/309**

[58] Field of Search D23/309; D17/22, D17/99; 16/124; 4/237, 234, 236, 238, 240, 241, 246.1, 661; D8/307, 314, 319

[56] **References Cited**

U.S. PATENT DOCUMENTS

D. 245,941	9/1977	Loftus	D17/22
D. 295,604	5/1988	Purdy	D23/309
D. 331,184	11/1992	Walker	D8/307
375,654	12/1887	Sespire	84/457
1,880,923	10/1932	Disenkker	84/457
2,806,400	3/1954	Grub	D17/22

Primary Examiner—Stella Reid

Assistant Examiner—Eric Watterson

Attorney, Agent, or Firm—Harold H. Dutton, Jr.; Diane F. Liebman; William C. L. Jamison

[57] **CLAIM**

The design for a toilet seat lifting implement, as shown.

DESCRIPTION

FIG. 1 is a perspective view of a toilet seat lifting implement showing my new design with an attaching chain removed; FIG. 2 is a perspective view thereof with an attaching chain; FIG. 3 is a top plan view thereof with an attaching chain removed;

FIG. 4 is a bottom plan view thereof;

FIG. 5 is a right side elevational view thereof;

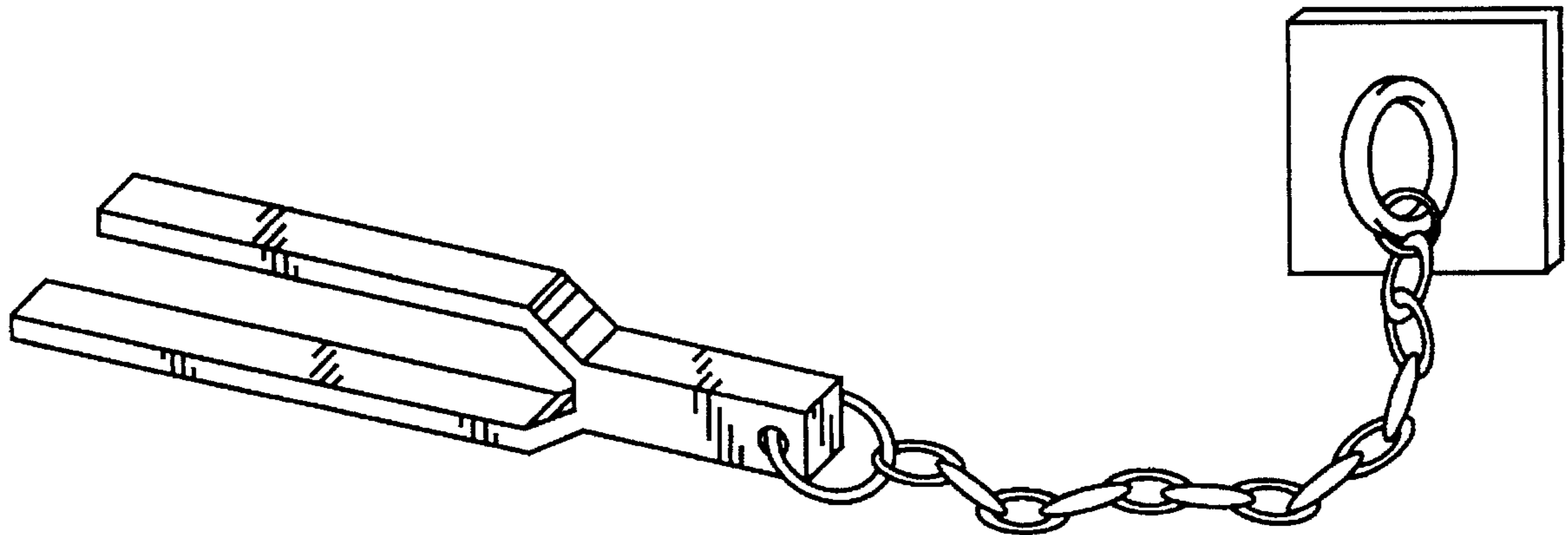
FIG. 6 is a left side elevational view thereof;

FIG. 7 is a front view thereof; and,

FIG. 8 is a rear view thereof.

The rear view of the chain attachment is plain and unornamented.

1 Claim, 4 Drawing Sheets



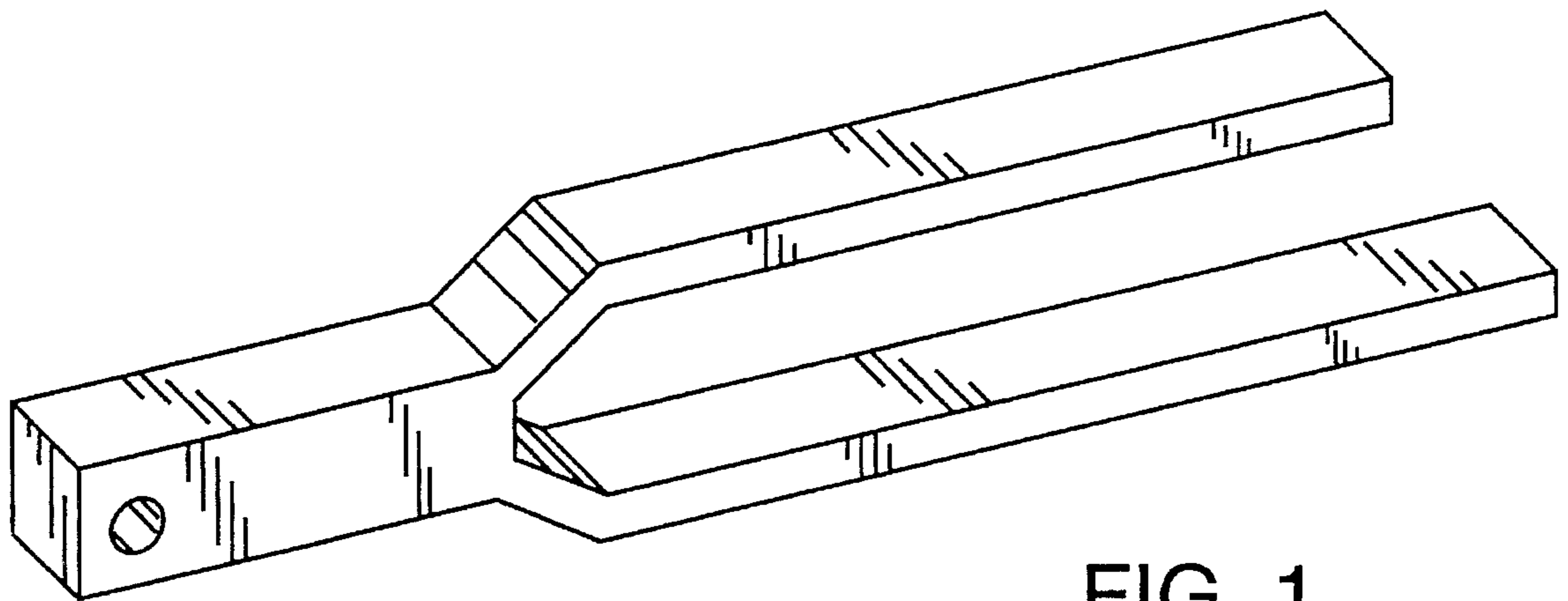


FIG. 1

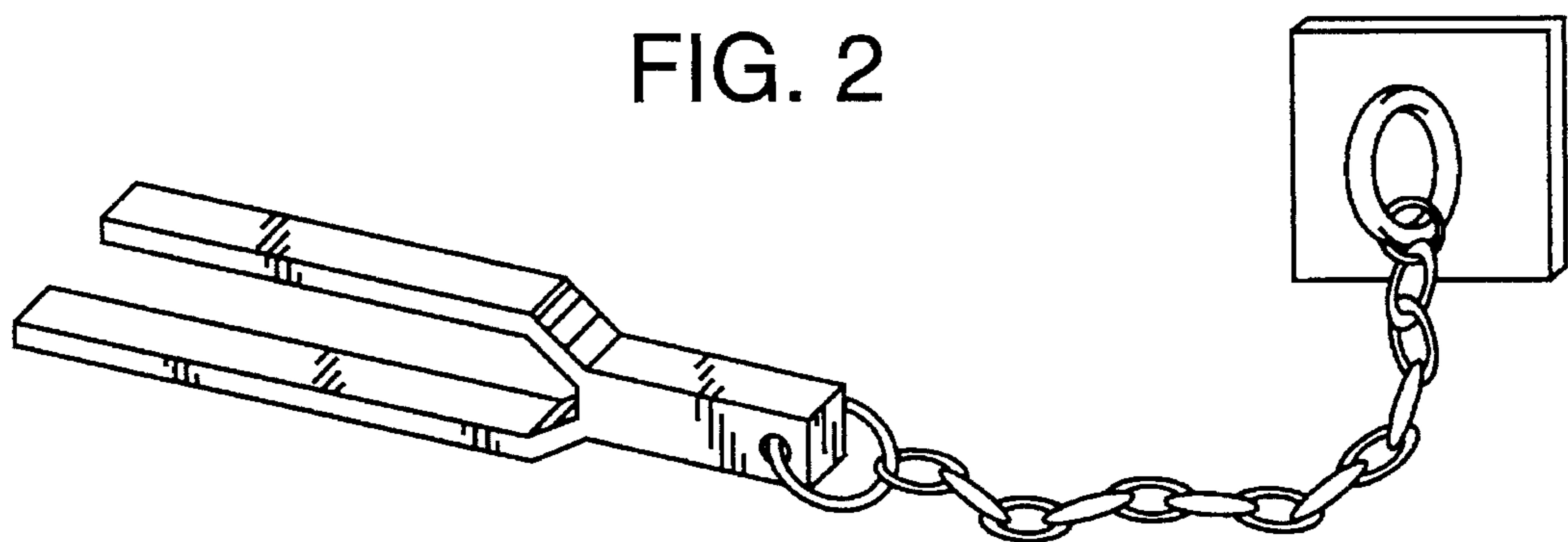


FIG. 2

FIG. 3

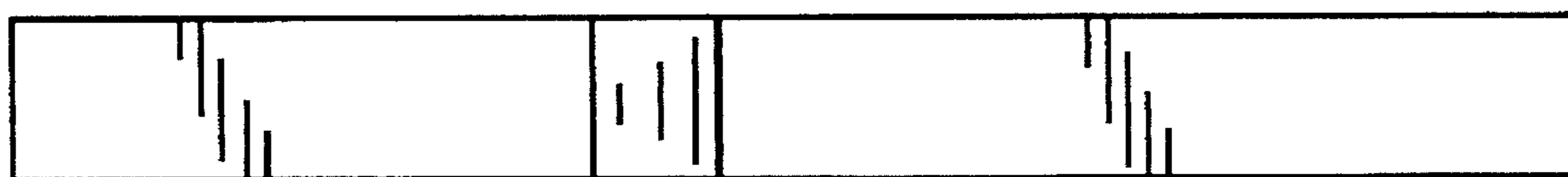


FIG. 4

FIG. 5

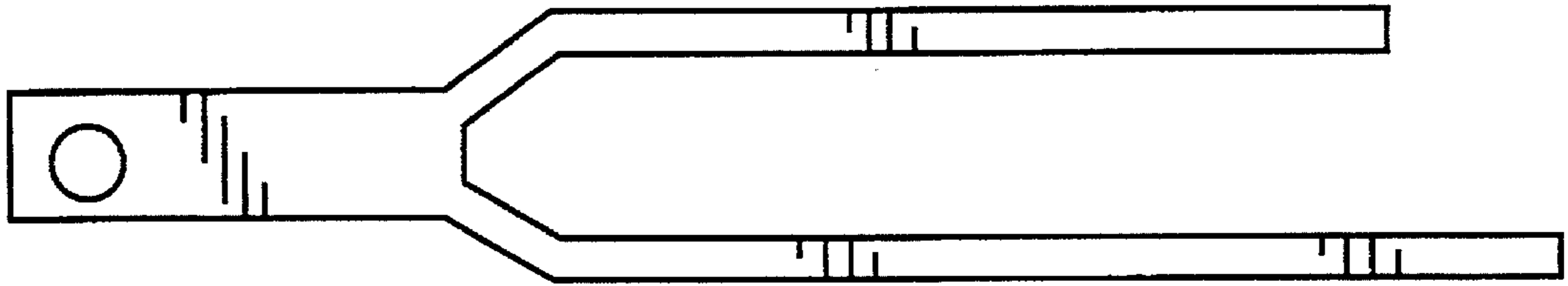


FIG. 6

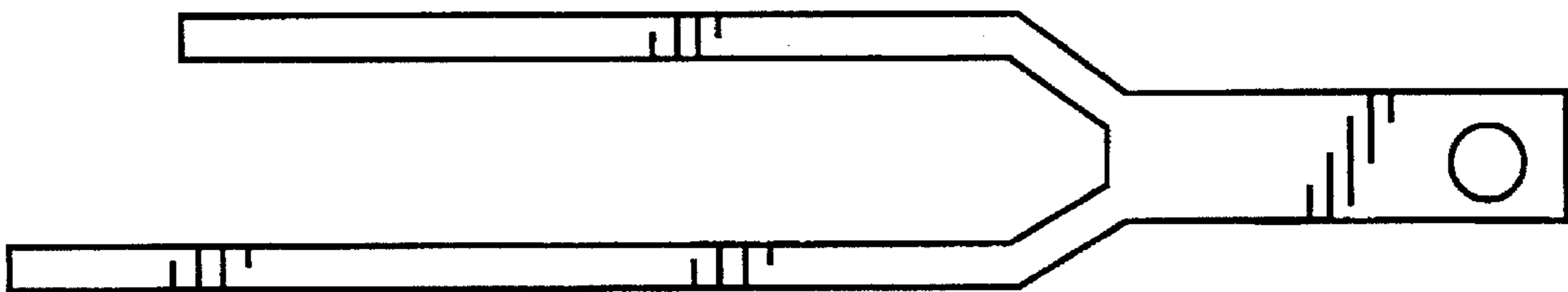


FIG. 7


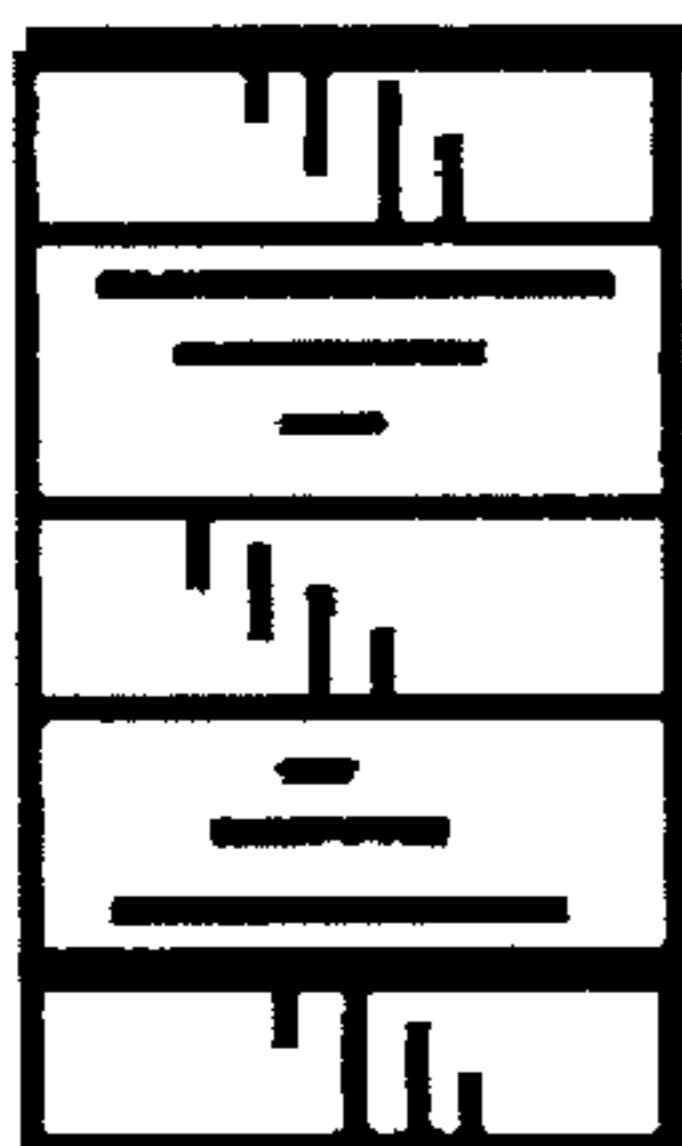


FIG. 8