



US00D370721S

United States Patent [19]

[11] Patent Number: **Des. 370,721**

Hewson

[45] Date of Patent: ****Jun. 11, 1996**

[54] **COMBINED TOILET FLUSH VALVE SEAT AND OVERFLOW TUBE**

[75] Inventor: **C. Bruce Hewson**, West Vancouver, Canada

[73] Assignee: **Dual Flush Holdings Inc.**, Mission, Canada

[**] Term: **14 Years**

[21] Appl. No.: **27,215**

[22] Filed: **Aug. 16, 1994**

[30] **Foreign Application Priority Data**

Jun. 14, 1994 [CA] Canada 1994-1144

[52] U.S. Cl. **D23/309**

[58] Field of Search D23/259, 309; 4/249, 324, 325, 326, 327, 415; 285/150, 152, 155

[56] **References Cited**

U.S. PATENT DOCUMENTS

- 1,629,208 5/1927 Ernst D23/263
- 2,078,879 4/1937 Kaiser et al. D23/263 X
- 3,795,016 3/1974 Eastman .
- 3,894,299 7/1975 Cleary .
- 3,909,856 10/1975 Dunn, Jr. .
- 3,945,056 3/1976 Kowalski et al. .
- 3,981,029 9/1976 Johnson .
- 4,096,591 6/1978 Awis .
- 4,107,798 8/1978 Lamb et al. .
- 4,172,299 10/1979 Del Pozo 4/326

- 4,173,801 11/1979 Bresnyan .
- 4,175,295 11/1979 Cameron .
- 4,411,029 10/1983 Huang .
- 4,504,984 3/1985 Burns .
- 4,561,131 12/1985 David .
- 4,750,220 6/1988 Baumann .
- 4,829,605 5/1989 Agostino .
- 4,878,256 11/1989 Bagwell .
- 4,907,302 3/1990 Schoepe et al. .
- 5,005,225 4/1991 Pasquin .
- 5,042,096 8/1991 Bolli 4/326
- 5,070,547 12/1991 Comparetti .
- 5,175,893 1/1993 Navarrete 4/326

FOREIGN PATENT DOCUMENTS

WO91/12381 8/1991 WIPO .

Primary Examiner—Stella Reid
Assistant Examiner—Eric Watterson
Attorney, Agent, or Firm—Christie, Parker & Hale

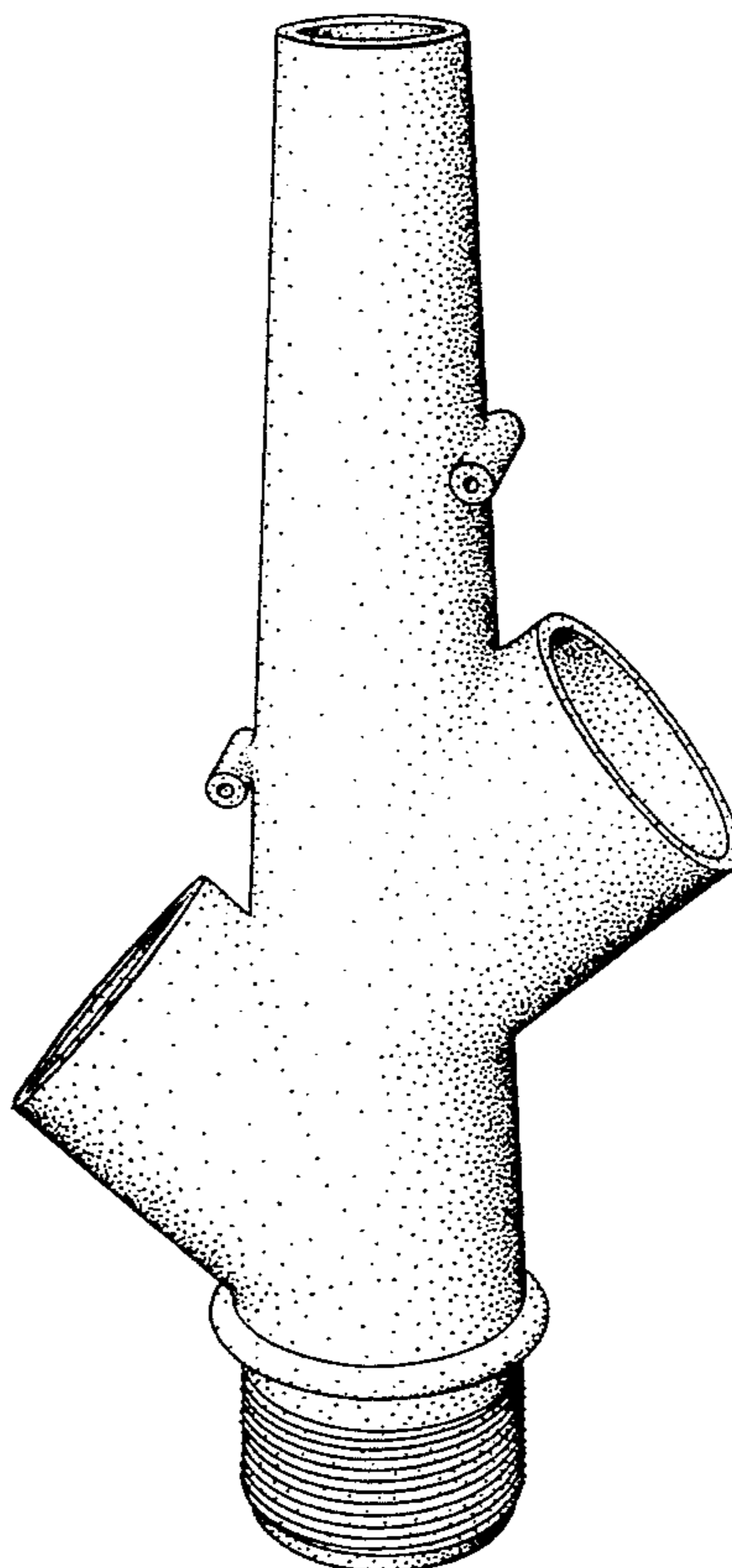
[57] **CLAIM**

The ornamental design for a combined toilet flush valve seat and overflow tube, as shown and described.

DESCRIPTION

FIG. 1 is perspective view of the design from above; FIG. 2 is front view of the design; FIG. 3 is right side view of the design; FIG. 4 is left side view of the design; FIG. 5 is a top view of the design; and, FIG. 6 is a bottom view of the design.

1 Claim, 3 Drawing Sheets



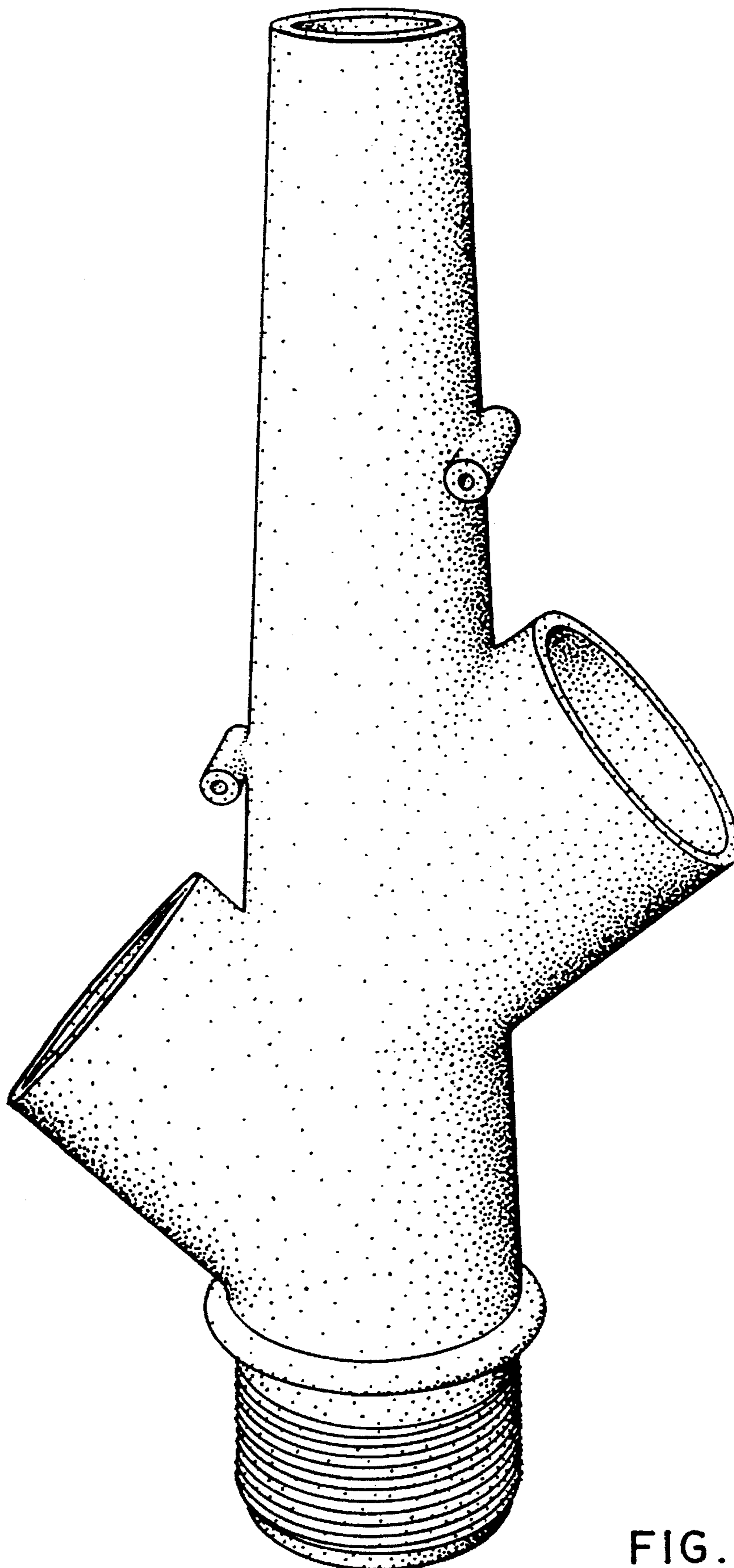


FIG. 1

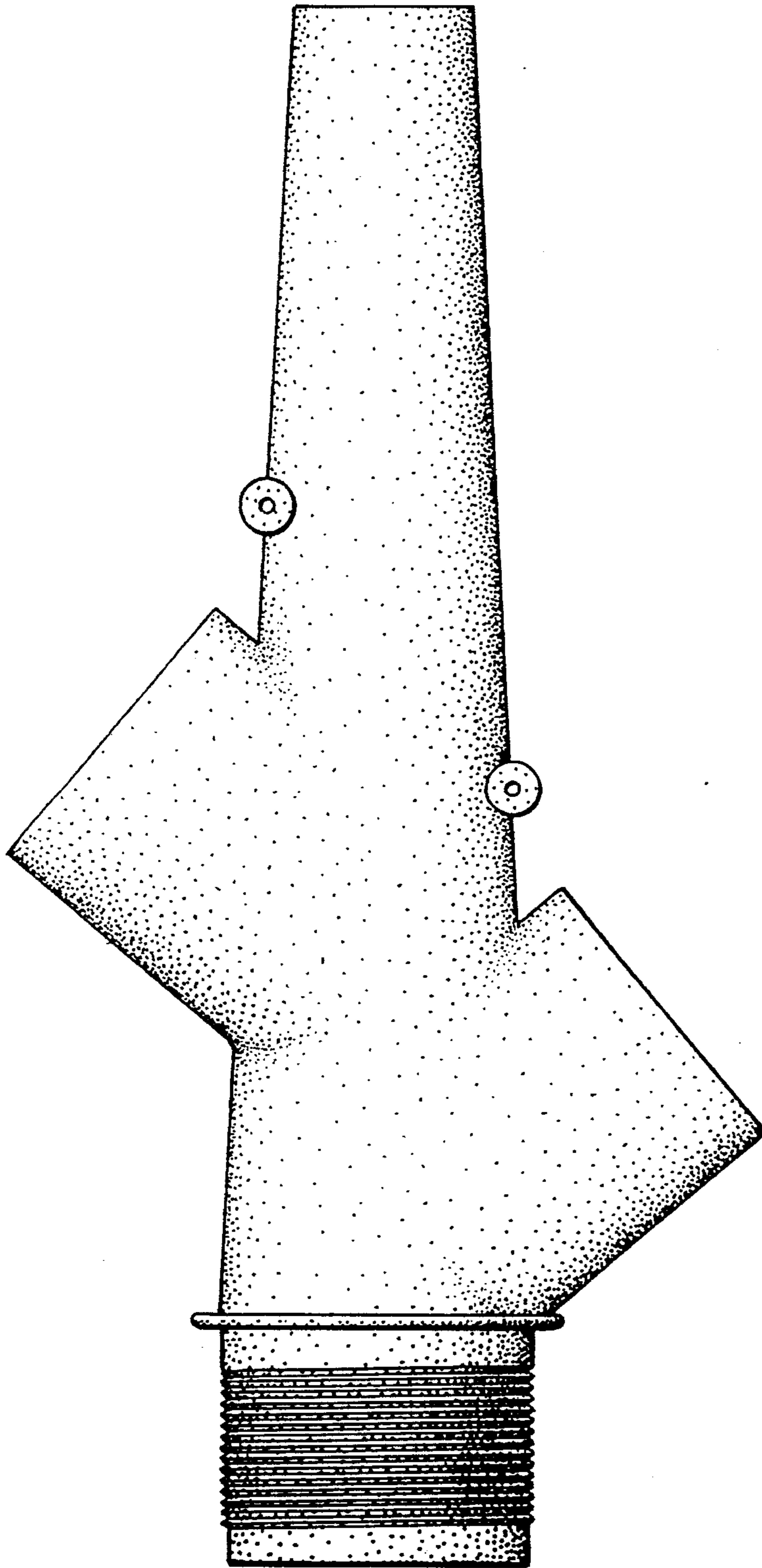


FIG. 2

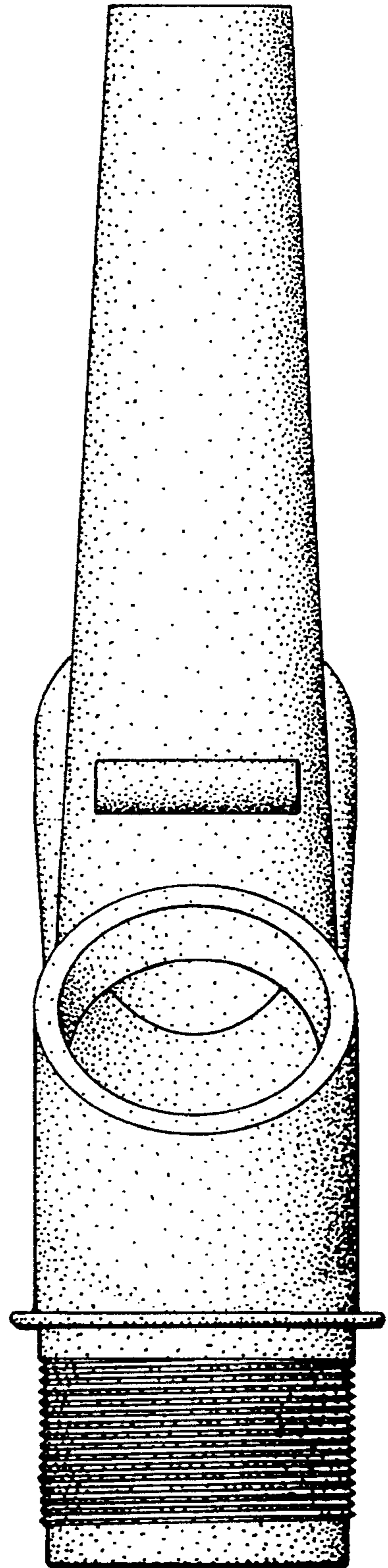


FIG. 3

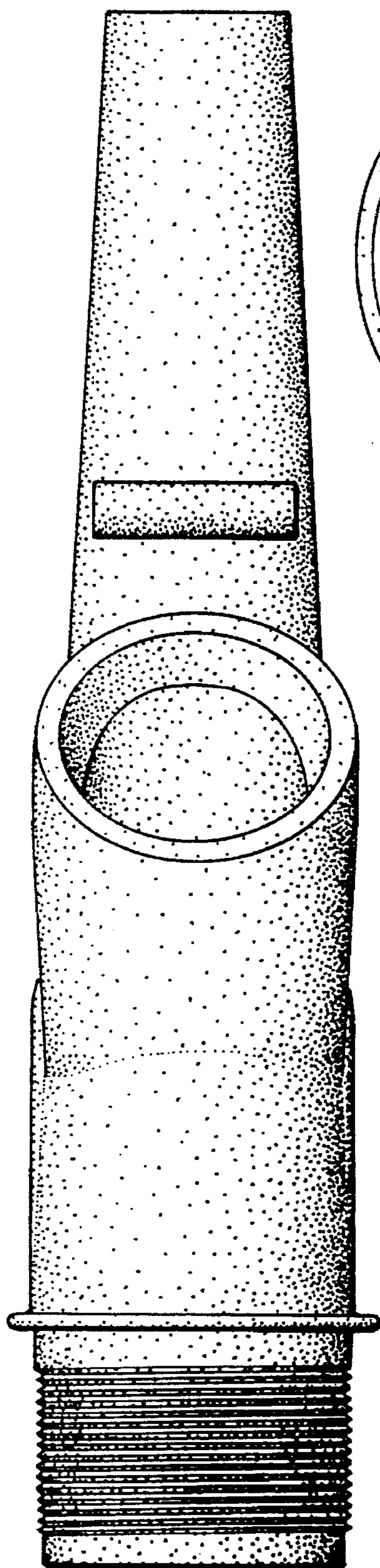


FIG. 4




FIG. 5

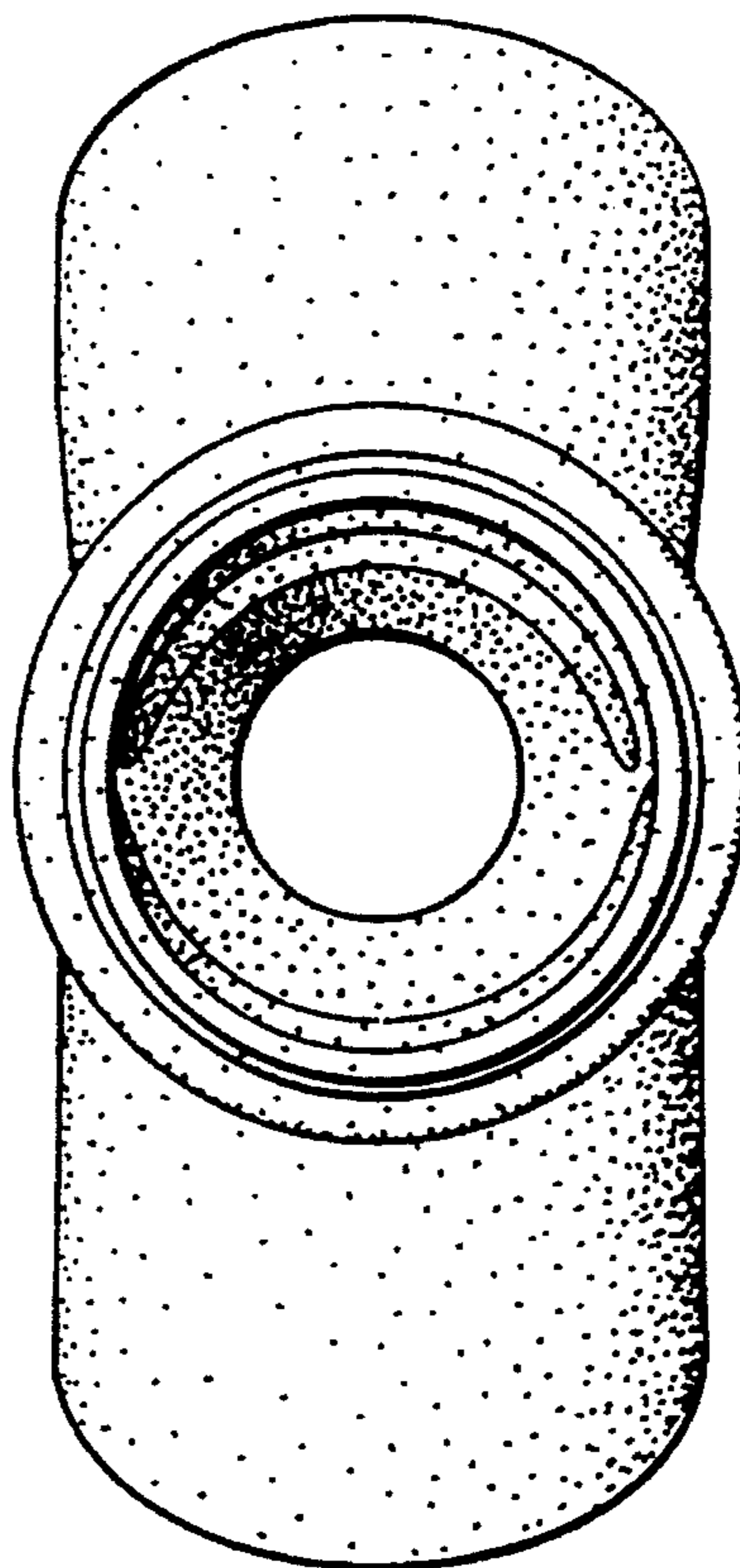


FIG. 6