



US00D370706S

# United States Patent [19] Mulvey

[11] **Patent Number:** **Des. 370,706**  
[45] **Date of Patent:** **\*\*Jun. 11, 1996**

[54] **GOLF CLUB GRIP WARMER**  
[76] Inventor: **William C. Mulvey**, R. R. 3 Box 250F,  
Bloomsburg, Pa. 17815  
[\*\*] Term: **14 Years**  
[21] Appl. No.: **38,833**  
[22] Filed: **May 15, 1995**  
[52] **U.S. Cl.** ..... **D21/221**  
[58] **Field of Search** ..... **D21/221; 219/200,**  
**219/201, 521; 150/160; 273/162 R**

5,341,927 8/1994 Coyner ..... 219/521 X

### FOREIGN PATENT DOCUMENTS

808143 1/1959 United Kingdom ..... D21/221 X

*Primary Examiner*—Prabhakar G. Deshmukh  
*Assistant Examiner*—Mitchell I. Siegel  
*Attorney, Agent, or Firm*—Richard C. Litman

### [57] CLAIM

The ornamental design for a golf club grip warmer, as shown and described.

### DESCRIPTION

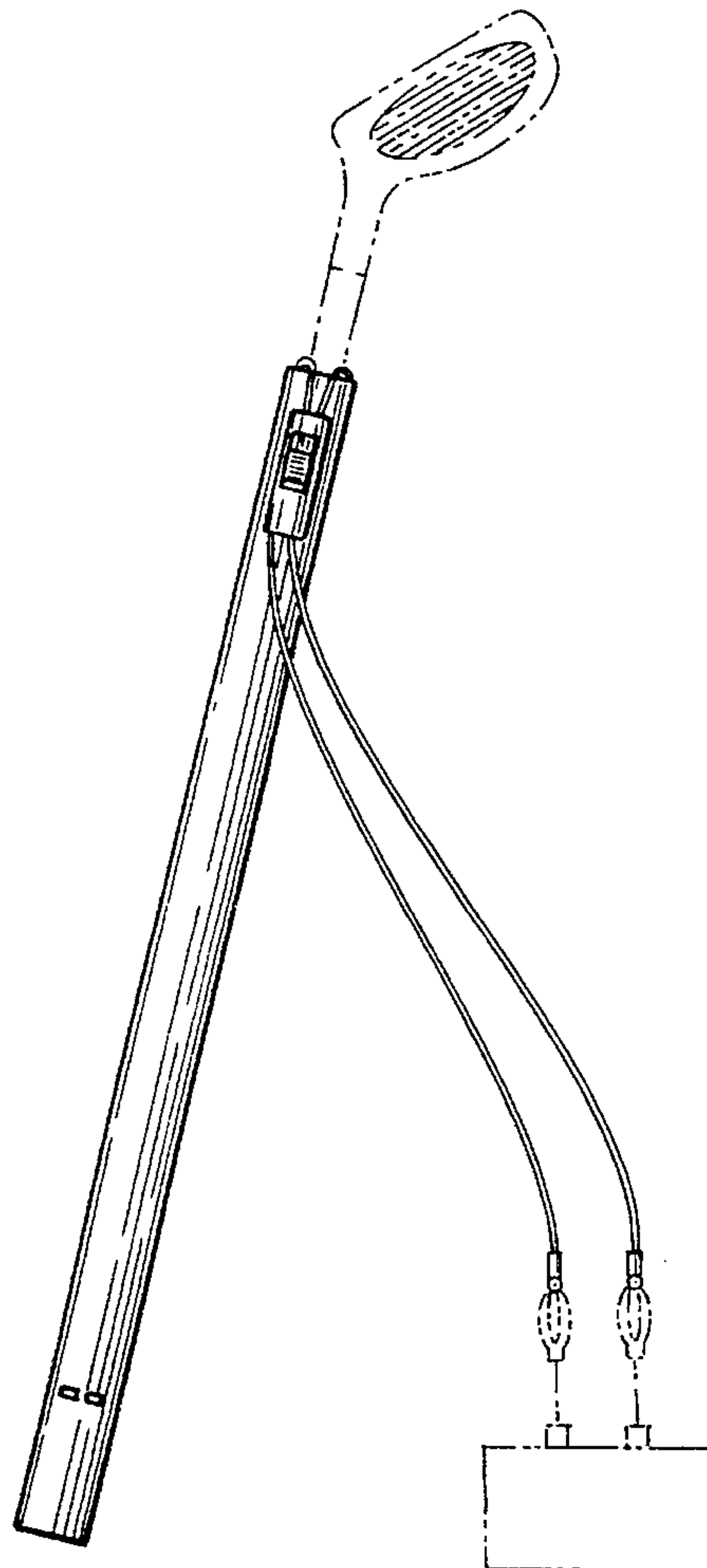
FIG. 1 is a perspective view of a golf grip warmer showing my new design;  
FIG. 2 is an enlarged front elevational view thereof, with the electrical cords shown in an alternate position;  
FIG. 3 is a left side view of FIG. 2, the right side being a mirror image;  
FIG. 4 is a rear view of FIG. 2;  
FIG. 5 is a top view of FIG. 2; and,  
FIG. 6 is a bottom view of FIG. 2.  
The broken line showing of a golf club and power source in FIG. 1 is for illustrative purposes only and forms no part of the claimed design.

### [56] References Cited

#### U.S. PATENT DOCUMENTS

D. 255,819	7/1980	Stock	.....	D21/221
D. 362,289	9/1995	Ratte	.....	D21/221
2,997,042	10/1957	Mitchell	.	
3,164,921	7/1962	Mavrakis	.	
3,577,974	5/1971	Boldt	.	
4,440,421	4/1984	Adamson	.	
4,598,192	7/1986	Garrett	.	
4,742,755	5/1988	Peterson	.	
4,834,416	6/1989	Carman	.	
5,050,884	9/1991	Flory	.	
5,133,395	7/1992	Moore	.	
5,168,909	12/1992	Joyner, Jr.	.	

**1 Claim, 2 Drawing Sheets**



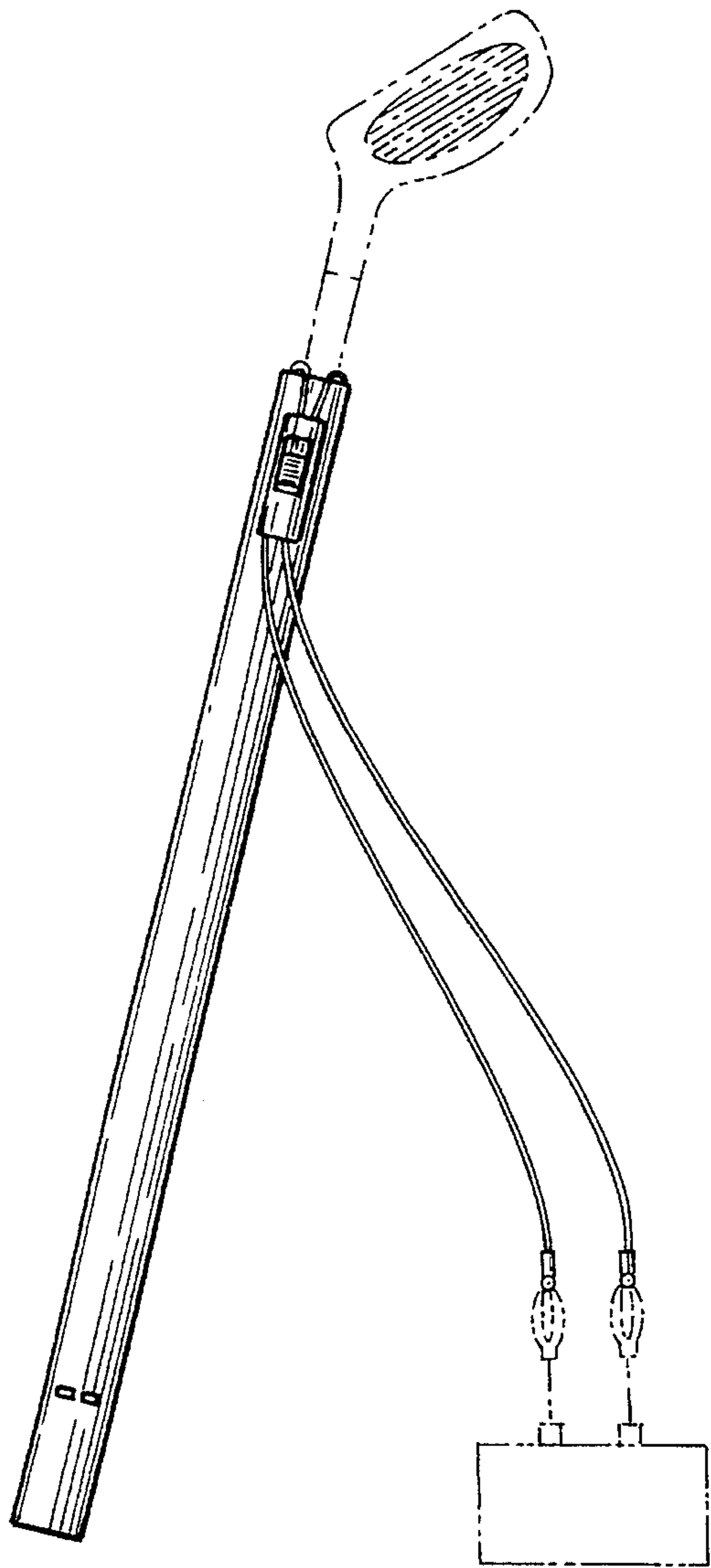


FIG. 1

FIG. 2




FIG. 3

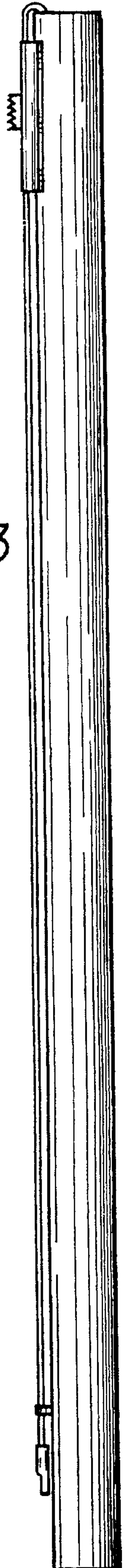




FIG. 4



FIG. 5



FIG. 6