



US00D370705S

**United States Patent** [19]  
**Cullen, III**

[11] **Patent Number: Des. 370,705**  
[45] **Date of Patent: \*\*Jun. 11, 1996**

[54] **PRACTICE GOLF BALL**

4,738,450 4/1988 Wexler ..... 273/58 A  
5,067,719 11/1991 Mook ..... 273/58 BA X

[76] Inventor: **Raymond C. Cullen, III**, 59 Brookdale Cir., Shrewsbury, Mass. 01545

*Primary Examiner*—B. J. Bullock  
*Assistant Examiner*—Cheri Cohen

[\*\*] Term: **14 Years**

[57] **CLAIM**

[21] Appl. No.: **22,978**

The ornamental design for a practice golf ball, as shown and described.

[22] Filed: **May 16, 1994**

[52] U.S. Cl. .... **D21/205**

[58] Field of Search ..... D21/205, 204;  
273/232, 233, 60 R, 60 A, 58 A, 58 B,  
58 R, 58 BA, 58 J, 65 R, 65 E

**DESCRIPTION**

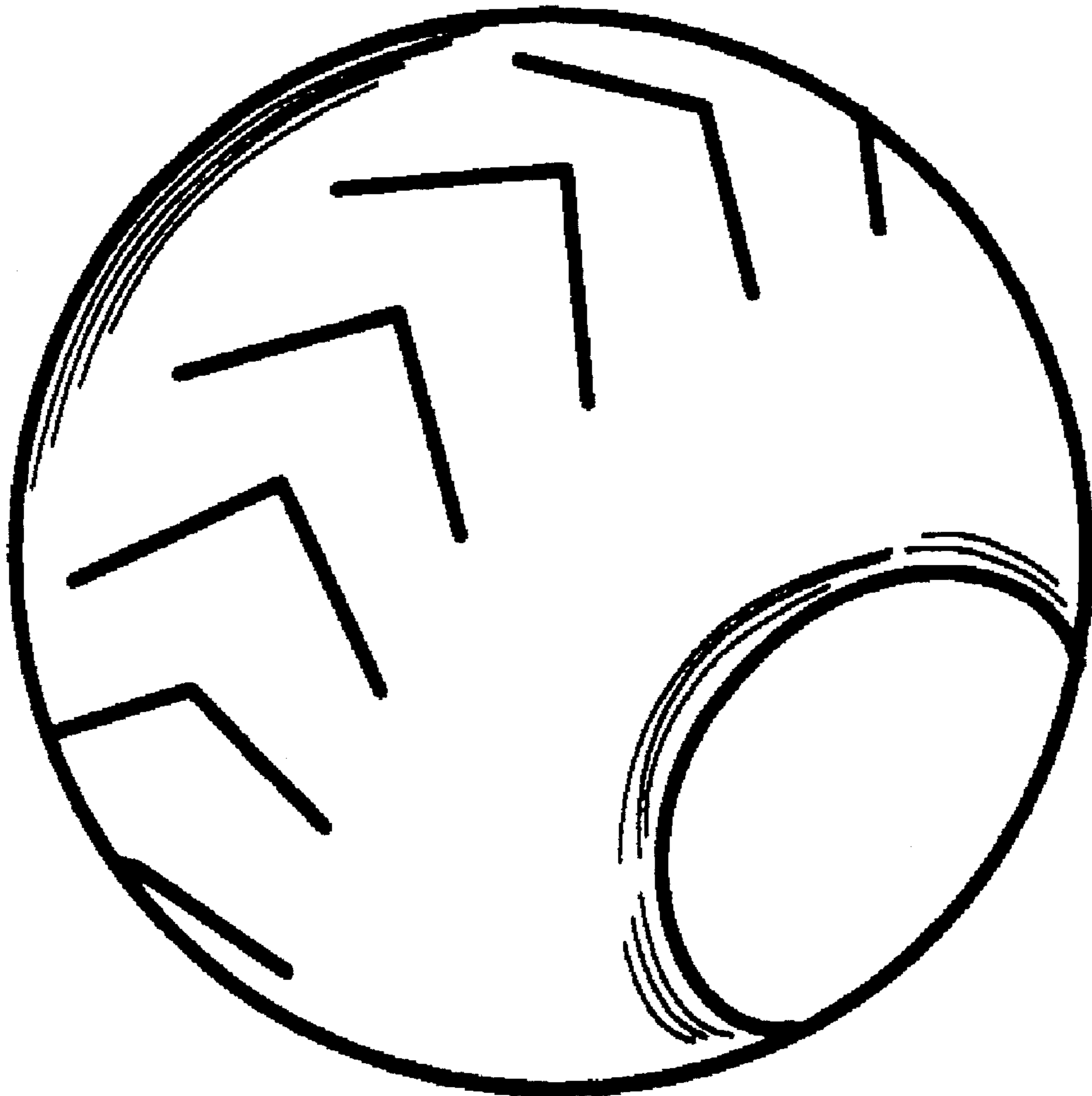
[56] **References Cited**

**U.S. PATENT DOCUMENTS**

1,206,463 11/1916 Parkinson ..... D21/204 X  
2,884,254 4/1959 Miner ..... D21/204 X  
3,721,447 3/1973 Louderback ..... D21/204 X

FIG. 1 is a perspective view of a practice golf ball showing my new design;  
FIG. 2 is a top plan view thereof, the opposite side being identical; and,  
FIG. 3 is a side elevation view thereof, the opposite side being a mirror image.

**1 Claim, 1 Drawing Sheet**



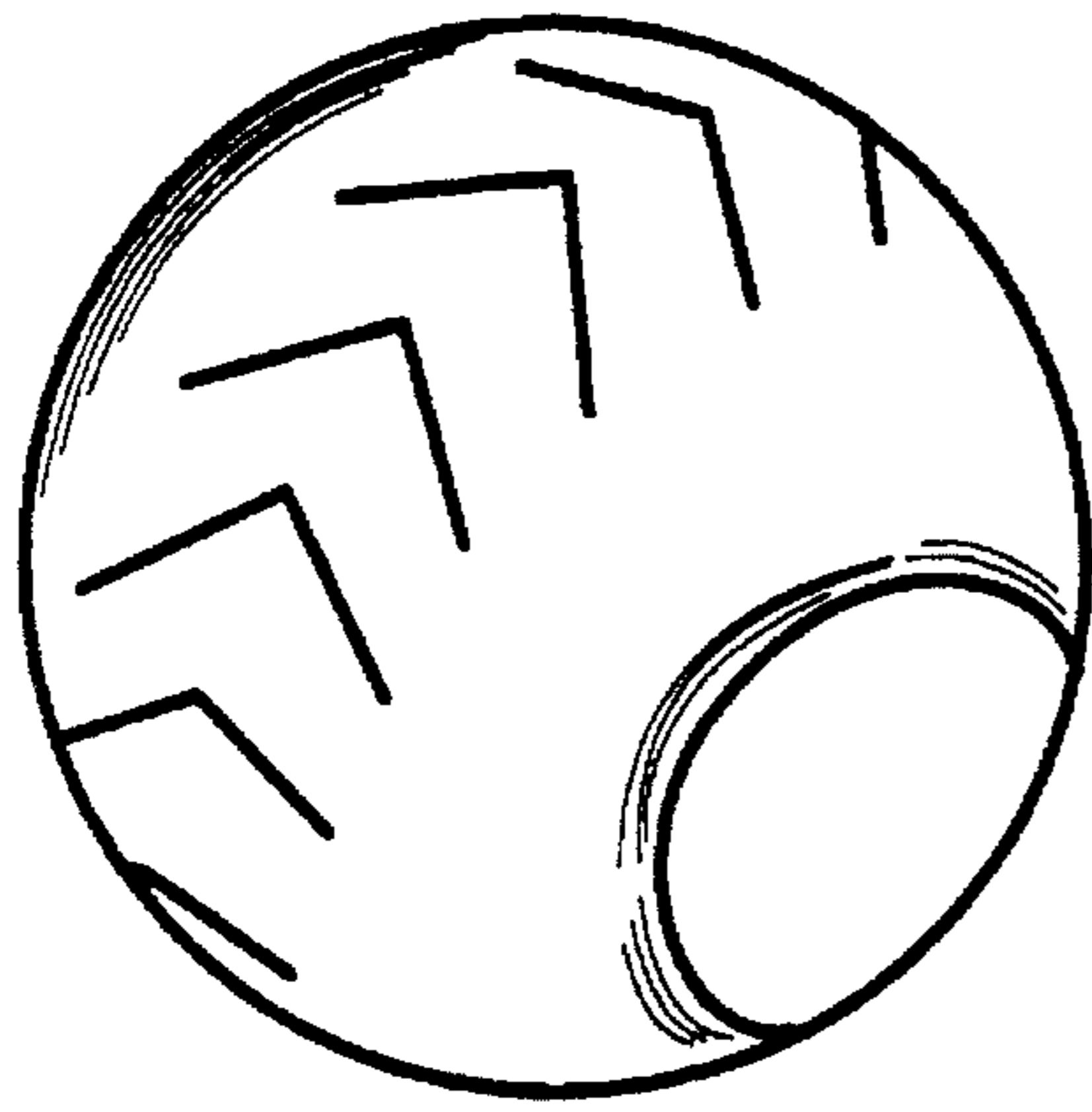


Fig. 1




Fig. 2

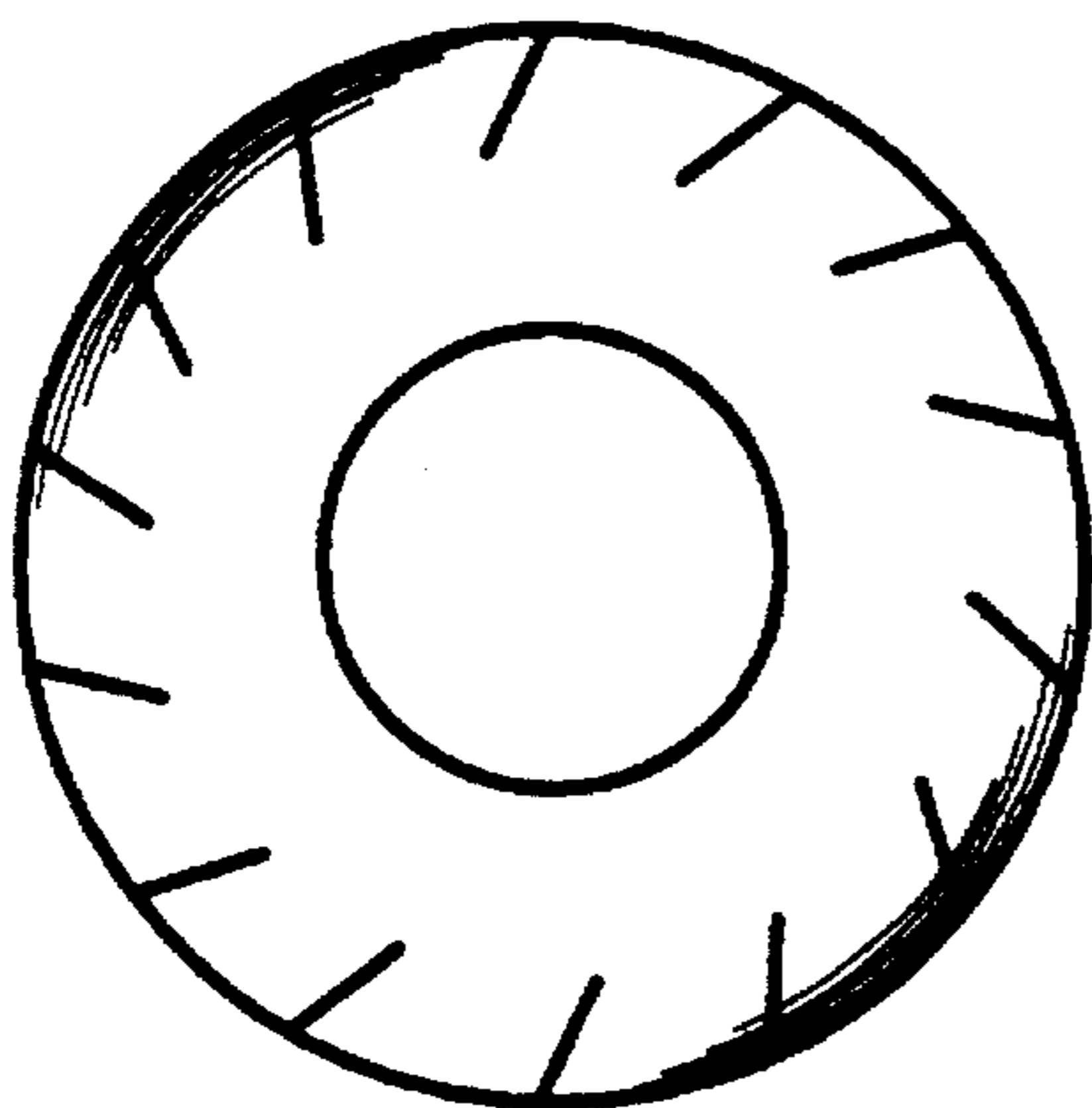


Fig. 3