



US00D370696S

# United States Patent [19]

[11] Patent Number: **Des. 370,696**

Nutter et al.

[45] Date of Patent: **\*\*Jun. 11, 1996**

[54] **DECAL**

[76] Inventors: **Randall L. Nutter; Wanda L. Nutter**,  
both of Rte. 3 Box 186, Clarksburg, W.  
Va. 26301

[\*\*] Term: **14 Years**

[21] Appl. No.: **40,657**

[22] Filed: **Jun. 23, 1995**

[52] U.S. Cl. .... **D20/11**

[58] Field of Search ..... D20/10, 11, 22,  
D20/23, 27, 28, 39, 40, 42; 40/1, 124, 299,  
638, 642, 584, 625, 630

[56] **References Cited**

**U.S. PATENT DOCUMENTS**

D. 268,120	3/1983	Klainer .....	D20/11
D. 279,799	7/1985	Kupperman et al. ....	D20/13
D. 283,667	5/1986	Unger .....	D7/39
D. 287,683	1/1987	Unger .....	D7/39
D. 308,544	6/1990	Mansfield et al. ....	D20/11

D. 316,119	4/1991	McDermott et al. ....	D20/11
D. 333,320	2/1993	Chick .....	D20/11
D. 337,130	7/1993	Brooks et al. ....	D20/11
D. 343,642	1/1994	Ho .....	D20/11
D. 349,132	7/1994	Hill .....	D20/11

Primary Examiner—Marcus A. Jackson  
Attorney, Agent, or Firm—John D. Gugliotta

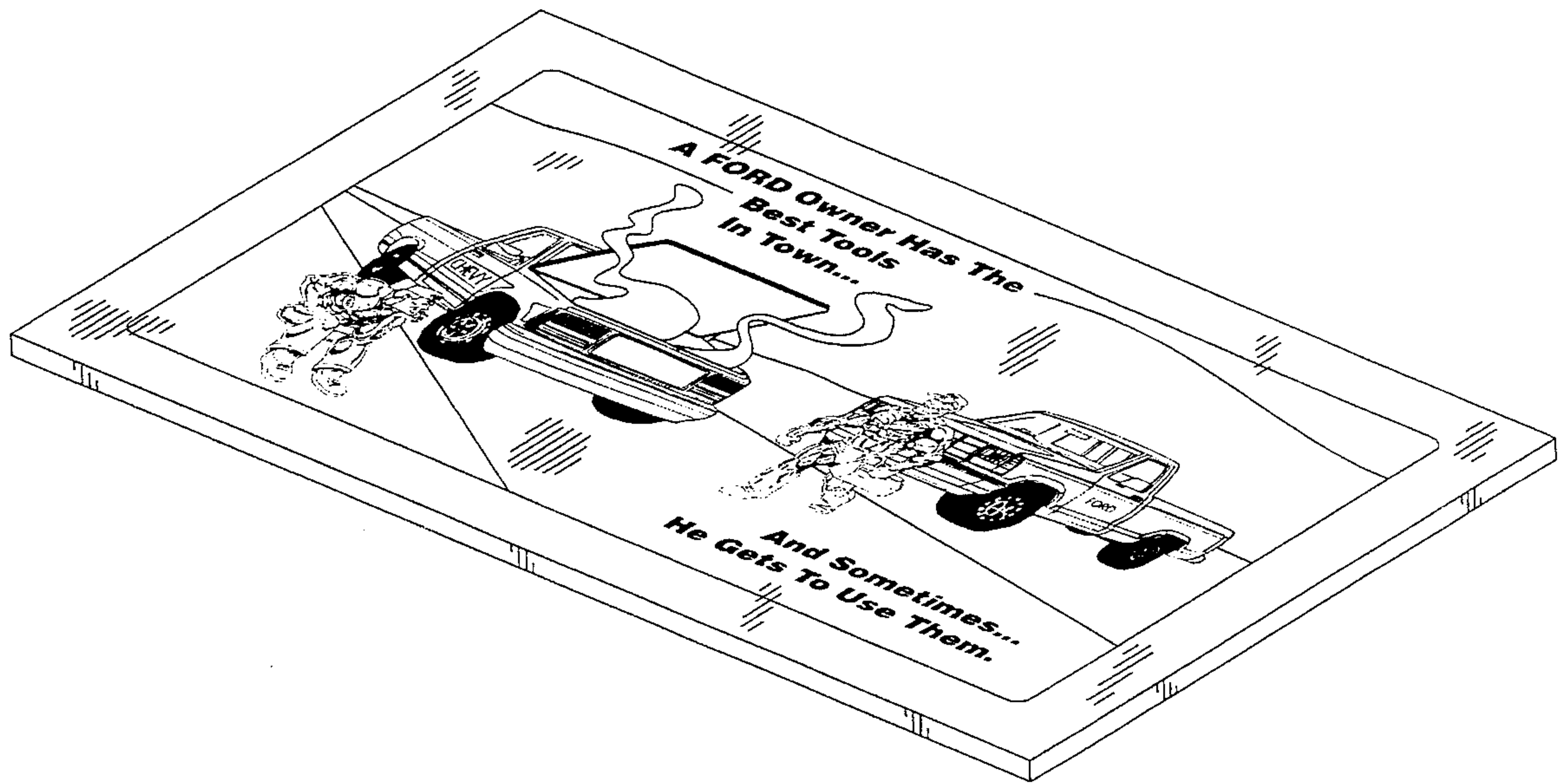
[57] **CLAIM**

The ornamental design for a decal, as shown and described.

**DESCRIPTION**

FIG. 1 is perspective view of the decal showing my new design;  
FIG. 2 is a front elevational view thereof, the rear being unadorned;  
FIG. 3 is a side, elevational view thereof, with the opposite side constituting a mirror-image of the side shown in FIG. 3; and,  
FIG. 4 is an end elevational view thereof, the opposite being a mirror of the side shown in FIG. 4.

**1 Claim, 2 Drawing Sheets**



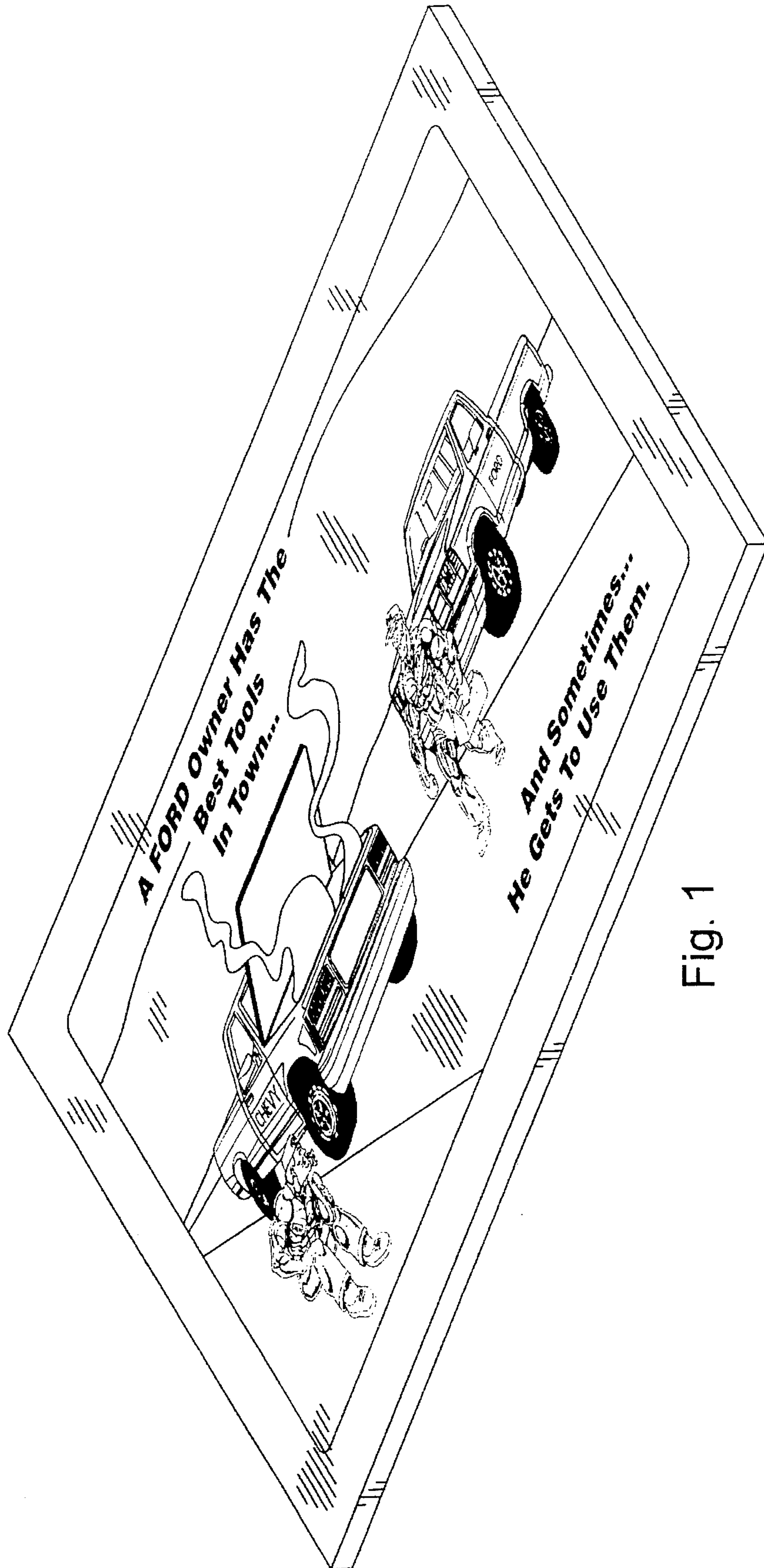


Fig. 1




Fig. 2




Fig. 3



Fig. 4