



US00D370672S

United States Patent [19]

Hughes

[11] **Patent Number: Des. 370,672**

[45] **Date of Patent: **Jun. 11, 1996**

[54] **FACE PLATE FOR TELEPHONE DEVICE**

[75] Inventor: **Steven W. Hughes**, West Sussex,
United Kingdom

[73] Assignee: **Motorola, Inc.**, Schaumburg, Ill.

[**] Term: **14 Years**

[21] Appl. No.: **33,447**

[22] Filed: **Jan. 13, 1995**

[52] U.S. Cl. **D14/138; D14/247**

[58] Field of Search D14/137, 138,
D14/147, 148, 247, 248, 140, 240, 142;
379/58-61, 419, 420, 428, 440, 433, 454,
455; 455/89, 90

[56] **References Cited**

U.S. PATENT DOCUMENTS

D. 337,763	7/1993	Seki et al.	D14/137 X
D. 340,711	10/1993	Nagele et al.	D14/138
D. 343,172	1/1994	Watanabe	D14/138
D. 343,173	1/1994	Soren	D14/247 X
D. 356,084	3/1995	Nagele et al.	D14/138
D. 357,680	4/1995	Williams et al.	D14/147 X
D. 359,735	6/1995	Lindeman	D14/247 X

Primary Examiner—Jeffrey Asch
Attorney, Agent, or Firm—Randall S. Vaas

[57] **CLAIM**

The ornamental design for a face plate for a telephone device, as shown and described.

DESCRIPTION

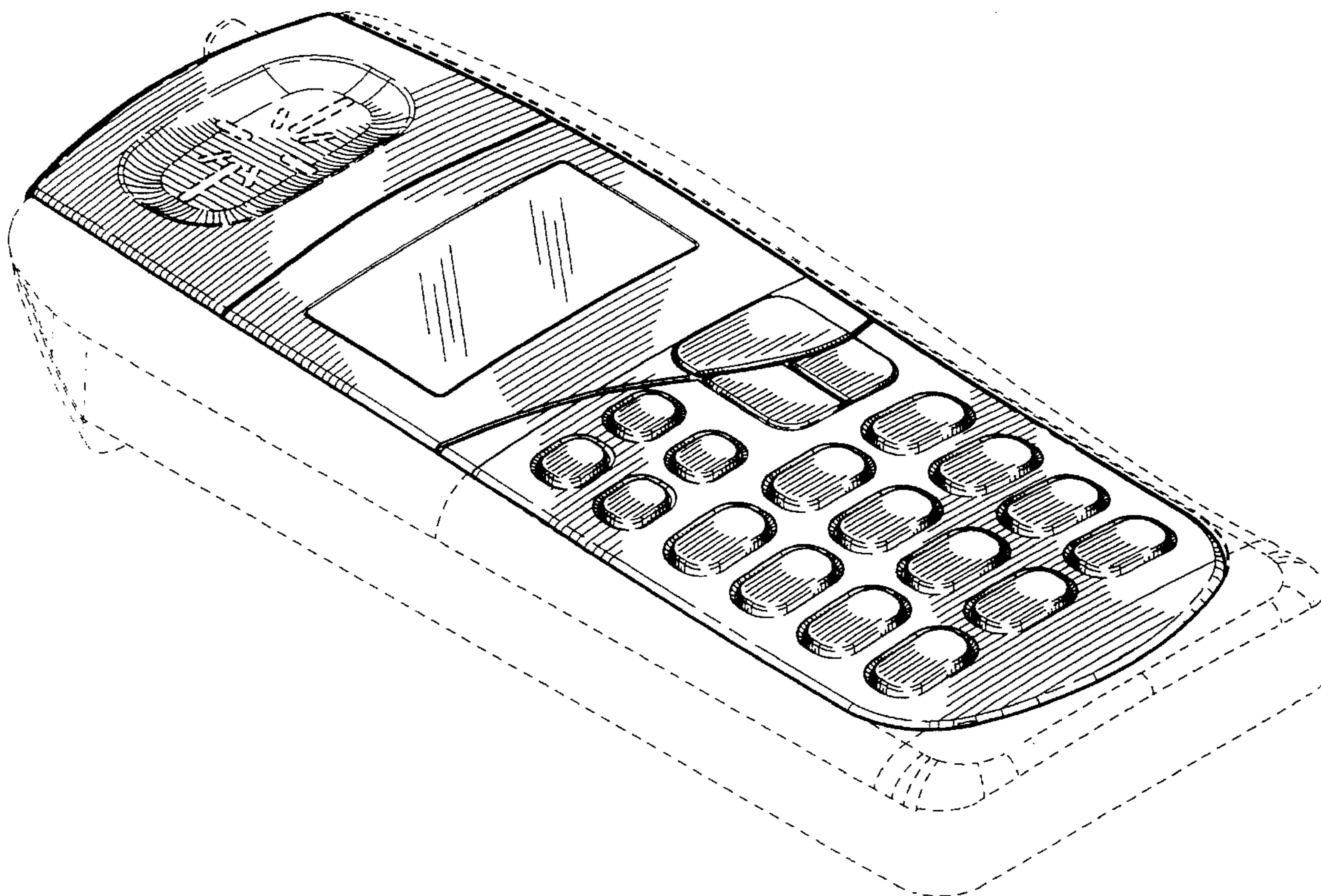
FIG. 1 is a front, top, and right side perspective view showing my new design for a face plate for a telephone device with broken line matter being for illustrative purposes only and forming no part of the claimed design;

FIG. 2 is a top elevational view of my new design for a face plate for a telephone device with broken line matter being for illustrative purposes only and forming no part of the claimed design;

FIG. 3 a front elevational view of my new design for a face plate for a telephone device with broken line matter being for illustrative purposes only and forming no part of the claimed design; and,

FIG. 4 is a left side elevational view of my new design for a face plate for a telephone device with broken matter being for illustrative purposes only and forming no part of the claimed design.

1 Claim, 2 Drawing Sheets



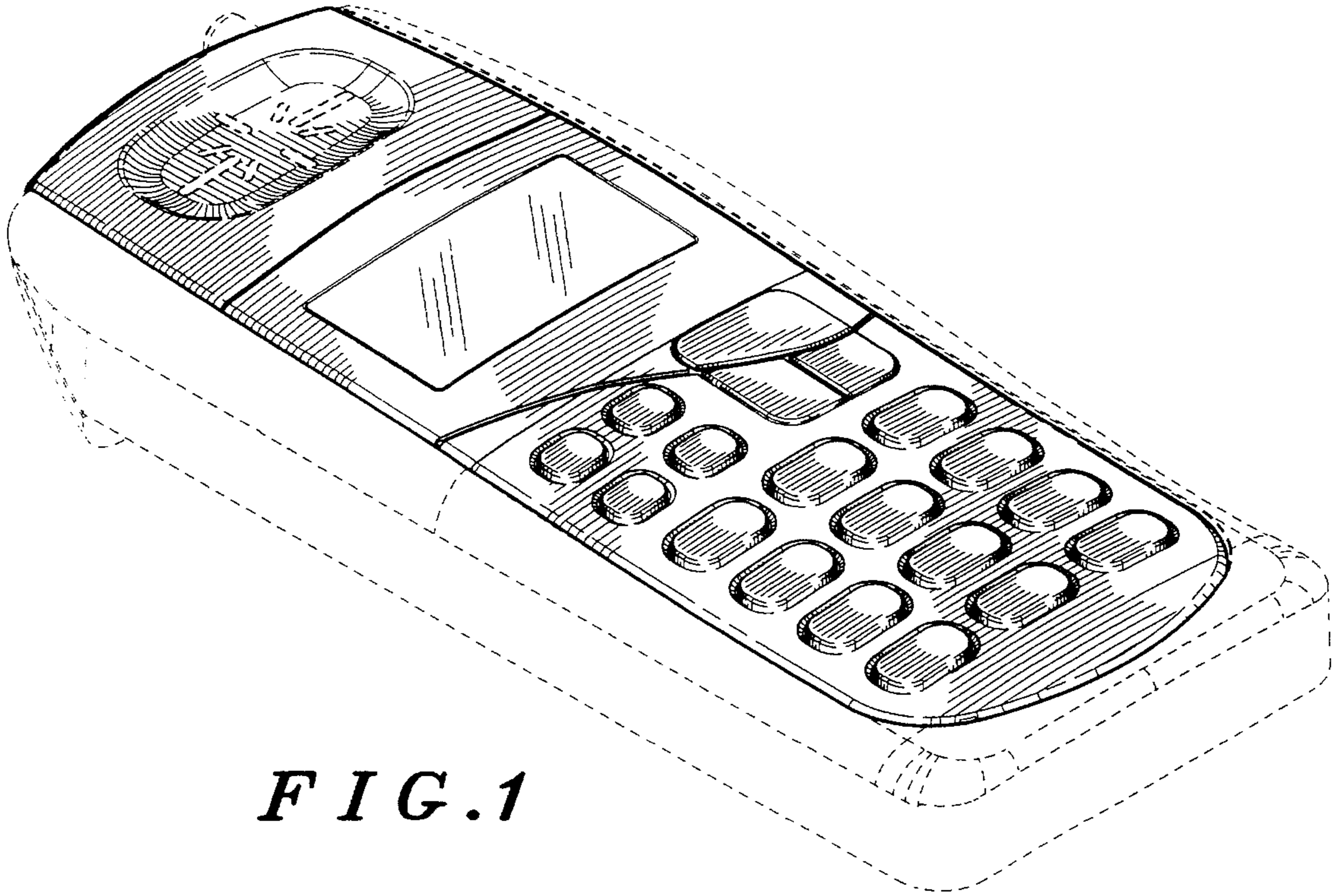


FIG. 1

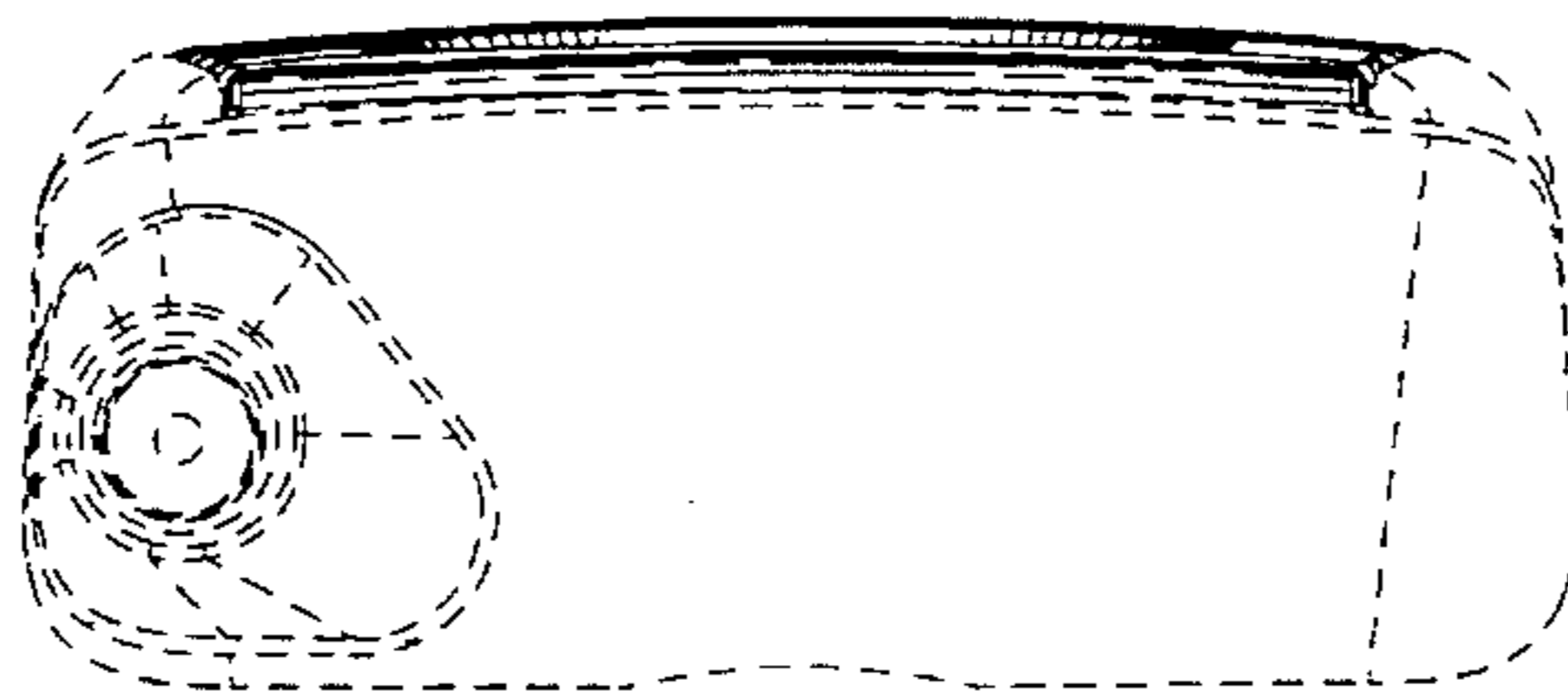


FIG. 2

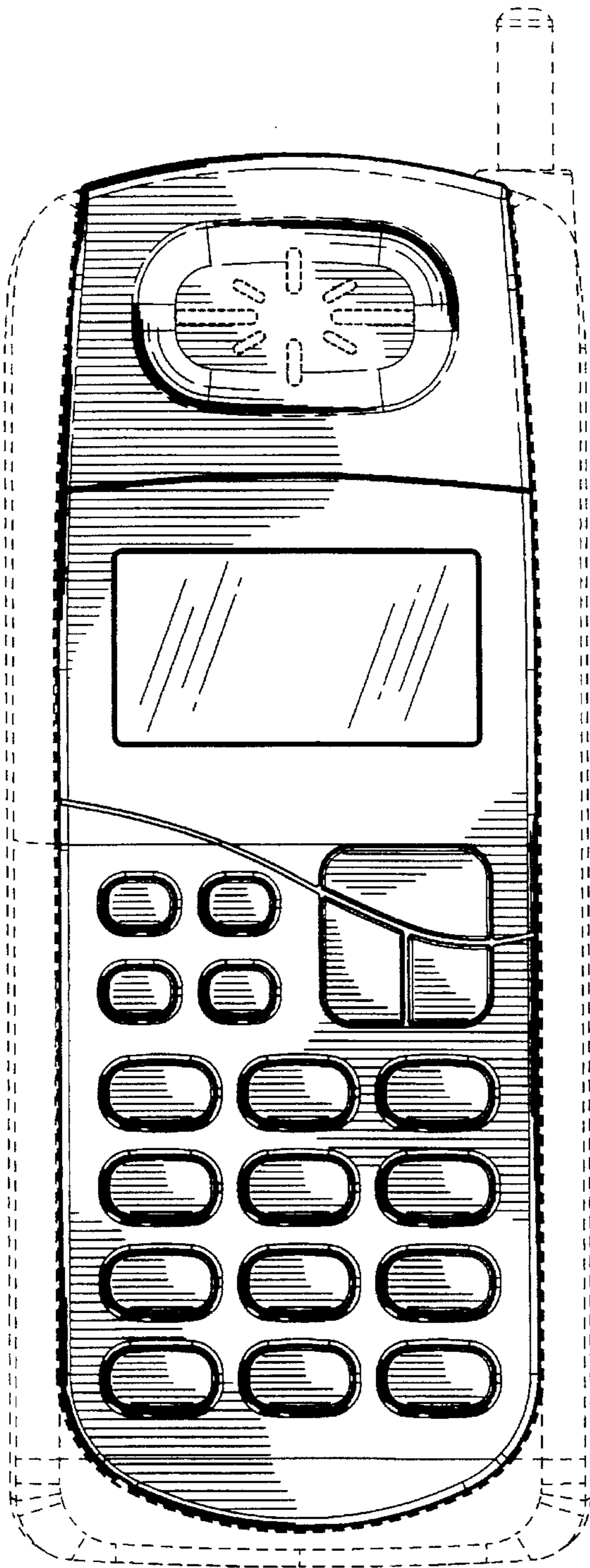


FIG. 3

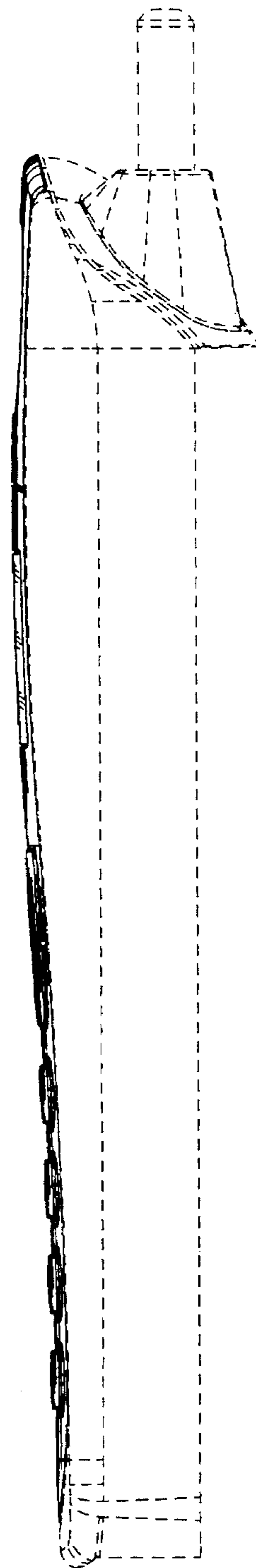


FIG. 4