



US00D370665S

United States Patent [19]
Ishizaki

[11] **Patent Number: Des. 370,665**

[45] **Date of Patent: **Jun. 11, 1996**

[54] **CHECK WRITER**

[75] Inventor: **Masami Ishizaki**, Fujimi, Japan

[73] Assignee: **Brother International Corporation**,
Somerset, N.J.

[**] Term: **14 Years**

[21] Appl. No.: **40,433**

[22] Filed: **Jun. 19, 1995**

[30] **Foreign Application Priority Data**

Dec. 28, 1994 [JP] Japan 6-40097

[52] **U.S. Cl.** **D14/105; D18/5**

[58] **Field of Search** D14/100, 106,
D14/105, 107, 115; D18/5, 46, 50, 52,
54, 55; 364/709.05, 709.06; 235/380, 382,
382.5, 17, 53

[56] **References Cited**

U.S. PATENT DOCUMENTS

D. 224,273 7/1972 Yamamoto et al. .

D. 261,273 10/1981 Sakai et al. D14/100
D. 338,485 8/1993 McDermott D18/5
D. 344,752 3/1994 Watanabe et al. .
D. 344,753 3/1994 Watanabe et al. D14/100 X
D. 357,231 4/1995 Lam D14/100

Primary Examiner—Freda Nunn
Attorney, Agent, or Firm—Oliff & Berridge



[57] **CLAIM**

The ornamental design for a check writer, as shown and described.

DESCRIPTION

FIG. 1 is a top plan view of a check writer;
FIG. 2 is a bottom plan view of the check writer;
FIG. 3 is a front view of the check writer;
FIG. 4 is a rear view of the check writer;
FIG. 5 is a left side view of the check writer;
FIG. 6 is a right side view of the check writer;
FIG. 7 is a perspective view of the check writer; and,
FIG. 8 is a perspective view of the check writer with a cassette installed thereon.

1 Claim, 4 Drawing Sheets






FIG. 1




FIG. 2




FIG. 3




FIG. 4




FIG. 5




FIG. 6




FIG. 7




FIG. 8